

ITEM NUMBER:



**FS203: NGWATHE LOCAL MUNICIPALITY  
Liebenbergstrek  
Parys  
9585**

**MUNICIPAL FINANCE MANAGEMENT ACT(MFMA):  
MONTHLY BUDGET STATEMENT FOR THE PERIOD  
ENDING 31 MARCH 2025/2026**

**DISTRIBUTION LIST:**

**EXECUTIVE MAYOR:** CLLR VICTORIA DE BEER MTHOMBENI

**MUNICIPAL MANAGER:** DR PF MOTHAMAHA

**CFO:** MR. SERAME PHETOANE

**SECTOR DEPARTMENTS:** NATIONAL TREASURY: MR.J. HATTINGH & MRS. C. MOSHANE

PROVINCIAL TREASURY: MR. P. LEBONE

UPLOADED TO THE NATIONAL TREASURY GOMUNI PORTAL

## **Table of Contents**

### **PART 1: IN-YEAR REPORT**

1. Purpose.....	8
2. Background .....	10
3. Executive summary.....	10
4. Budget performance overview .....	12
4.1 Operating Revenue by Source .....	12
4.2 Operating Expenditure by Type.....	15
4.2 Capital expenditure .....	25
4.4 Cash flows .....	25
5. In-year budget statement tables.....	28
6. Debtors' Analysis .....	28
7. Creditors' Analysis.....	35
8. Investment portfolio analysis .....	37
9. Allocation and grant receipts and expenditure .....	39
10. Councillor and board member allowances and employee benefits .....	42
11. Material variances to the service delivery and budget implementation plan .....	46
12. Capital programme performance .....	46
13. Other supporting documents .....	48
14 Conclusion.....	49
15 Annexures A: C schedule .....	50
16. Annexure B Compliance with the conditions Municipal Debt Relief .....	56
16.1 MFMA Circular 124 – Municipal Compliance Self- assessment .....	56
16.2 Municipal Debt Relief Performance across the period of debt relief participation.....	61
16.3 Provincial Treasury Municipal (Eskom) Debt Relief Compliance Assessment.....	65
16.4. MFMA Circular 124- Condition 6.6 Electricity and Water as collection Tools .....	74
16.5 MFMA Circular 124- Condition 6.8(Completeness of the revenue base) .....	80
Water Debt Relief.....	83
16.6 Water Debt Relief Guideline(condition 7.3.1.1)Municipal assessment) .....	83
16.7 Water Debt Relief Performance across the period of debt relief participation.....	84
16.8 The National/Provincial Treasury Water Debt Relief Compliance Assessment ....	85
16.9 Maintaining the Eskom bulk current account & Losses .....	87
16.10 Maintaining the Water bulk current account & Losses.....	121
16.11 Reduction of Water and Electricity Losses .....	163
BACKGROUND .....	167
DISCUSSIONS .....	167
RISK MANAGEMENT.....	167
1.ELECTRICITY BULK PURCHASES.....	167
Table 1: Bulk purchases .....	168
1.2 SALES VS PURCHASES .....	168
Table 2: Electricity analysis.....	168

**1.3. NLM: MONITORING NOTIFIED MAXIMUM DEMAND VALUES ON A MONTHLY BASIS**

168

**Table 3: NMD Analysis** ..... 169

**2.1. Conventional, Programmable and CT meters** ..... 169

**2.2. Prepaid Meters**..... 169

**Table 4: Work done analysis** ..... 170

**17 Municipal Manager’s quality certification**..... 171

**18 Recommendation** ..... 172

## List of Tables

Table 1: Consolidated summary: Statement of Financial Performance: YTD Budget.....	11
Table 2: Consolidated summary: Statement of Financial Performance: Adjusted Budget...	11
Table 3: Table C4 Financial Performance (Revenue).....	13
Table 4: Table C4 Financial Performance (Expenditure) .....	15
Table 5.1: Summary of YTD Bulk Electricity expenditure.....	19
Table 5.2: Summary of YTD Bulk Water expenditure.....	19
Table 6.1: Summary of outstanding Eskom debt.....	20
Table 6.2: Summary of outstanding Rand debt.....	20
Table 6.3: Summary of payments per payment report.....	23
Table 7: High level summary: Capital Expenditure .....	25
Table 8: Supporting Table SC3: Aged Debtors .....	28
Table 9: Monthly collection Rate.....	33
Table 10: Revised Average collection rate .....	33
Table 11: Collection rate excluding prepaid electricity .....	34
Table 11: Supporting table SC4: Aged Creditors .....	35
Table 12: Supporting Table SC5: Investment portfolio.....	37
Table 13: Supporting Table SC6: Transfers and grant receipts.....	38
Table 14: Supporting Table SC7(1): Transfers and grant expenditure .....	39
Table 15: Summary of expenditure per grant.....	41
Table 16: Supporting Tables SC7(2) – Expenditure against approved roll over:.....	41
Table 17: Supporting Table SC8: Councilor and staff benefits.....	44
Table 18: Current YTD Overtime expenditure excl. Night-Shift allowance.....	44
Table 19: Detailed capital expenditure report .....	48

## List of Charts

Chart 1: Revenue by Source: YTD Actual as a percentage of Total Revenue.....	14
Chart 2: Expenditure by type: YTD Actual as percentage of Total Expenditure .....	18
Chart 2.1: Monthly payments to Rand Water & Eskom.....	24
Chart 2.2: Monthly & YTD comparison of Bulk Electricity and Rand Water: July 2025-February 2026.....	24
Chart 3: Total Capital expenditure .....	25
Chart 4: Call Investment deposit and cash equivalents at year-end .....	26
Chart 5: Cash & cash equivalents and Cost coverage ration.....	27
Chart 6.1: Outstanding Debt by Income Source.....	29
Chart 6.2: Outstanding Debt by Customer Group.....	29
Chart 7: Debt over 90 days as a percentage of total O/S Debt.....	31
Chart 8: Aged Customer Debtor Analysis .....	32
Chart 9 Consumer Debtors (Total by Debtor Customer Category) .....	32
Chart 13: Aged Creditors Analysis.....	36
Chart 14.1: Overtime Actual vs Budget -2022-2026 .....	45
Chart 14.2: Monthly and Annual Overtime Comparison –July 2020-June 2026.....	45
Chart 15: Capital Expenditure Monthly Trend: actual vs YTD target .....	46
Chart 16: Capital Expenditure YTD actual vs YTD target .....	47

## **List of Abbreviations and Acronyms used in the MBS**

AFS – Annual Financial Statements  
AGSA - Auditor-General of South Africa  
BTO - Budget and Treasury Office  
CAPEX – Capital Expenditure  
CFO - Chief Financial Officer  
COGHSTA - Department of Co-operative Governance, Human Settlement and Traditional Affairs  
DBSA - Development Bank of South Africa  
DoRA - Division of Revenue Act  
DPW – Department of Public Works  
DSAC – Department of Sports, Arts and Culture  
DWS - Department of Water and Sanitation  
ED - Executive Director  
EEDG - Energy Efficiency and Demand Side Management Grant  
EPWP - Expanded Public Works Programme  
FMG – Financial Management Grant  
FY – Financial Year  
GG – Government Gazette  
GRAP - Generally Recognised Accounting Practices  
GURP - Galeshewe Urban Renewal Programme  
IDP - Integrated Development Plan  
INEP - Integrated National Electrification Programme  
ISDG - Infrastructure Skills Development Grant  
IT - Information Technology  
IUDG –Integrated Urban Development Grant  
IYM – In-year Monitoring  
KPA or KPI - Key Performance Area or Indicator  
MBRR - Municipal Budget and Reporting Regulations (GG 32141 of 17 April 2009)  
MBS – Monthly Budget Statement  
MFMA - Municipal Finance Management Act (Act 56 of 2003)  
MIG - Municipal Infrastructure Grant  
MM - Municipal Manager  
MSA - Municipal Systems Act  
MSIG - Municipal Systems Improvement Grant  
MTREF - Medium Term Revenue and Expenditure Framework  
NDPG - Neighbourhood Development Partnership Grant  
NERSA - National Energy Regulator of South Africa (“the Regulator”)  
NT - National Treasury  
OPEX – Operational Expenditure  
O/S - Outstanding  
PPE - Property, Plant and Equipment  
R&M - Repairs and Maintenance  
SALGA - South African Local Government Association  
SCM - Supply Chain Management  
SCOA – Standard Chart of Accounts  
SDBIP - Service Delivery and Budget Implementation Plan  
SEDP - Strategic Economic Development and Planning  
SLA -Service Level Agreement  
SMME - Small, Medium and Micro Enterprises  
SPCA - Society For The Prevention Of Cruelty To Animals

***Ngwathe Local Municipality (FS203): S71 Monthly Budget Statement***

VAT – Value Added Tax

YTD – Year to date

WRM - Water Resource Management

WRL - Water Research Levy

WSIG – Water Services Infrastructure Grant

## **PART 1: IN-YEAR REPORT**

### **TO: THE EXECUTIVE MAYOR**

DIRECTORATE: FINANCIAL SERVICES: BUDGET & TREASURY OFFICE: MUNICIPAL (BTO): FINANCE MANAGEMENT ACT (MFMA): SECTION 71: IN-YEAR MONTHLY BUDGET STATEMENT FOR THE PERIOD ENDING 31 MARCH 2026:M09.

#### **1. Purpose**

The purpose of this report is to comply with Section 71 of the MFMA and the requirements as promulgated in the Government Gazette No 32141 of 17 May 2009 by the submission of a monthly budget statement to the Executive Mayor, National and Provincial Treasury containing prescribed financial performance particulars for that reporting month and for the financial year up to the end of that month, as legislated;

During the month of March, the Municipality billed an amount of R 119 million, YTD Actual amounts to R 755 million excluding capital grants with the YTD budget of R837 million, thus result with a negative variance of R82 million.

- The transfers and subsidies shows the movement of R14.8 million in the current month, the total transfers and subsidies as at the end of March amounts to R78.9 million which result to a variance of negative R13.3 million when compared to YTD Budget of R92.2 million. Capital grants recognised only when the condition of the grant is been met.
- The expenditure in March amounts to R94.2 million, YTD Actual amounted to R991 million, which resulted to variance of, negative 16% when compared to YTD Budget of R 1.3 billion.
- The Capital expenditure shows the movement of R23.7 million during the month of March 2026, the YTD Total Capital expenditure amounts to R97.6 million with the YTD Budget of R140.7 million, thus result to variance of negative R43 million or - 31%.
- The cash and cash equivalents amounted to R24.9 million (R21.2 million on call investments and R3.6 million on Primary account) as at the end of March 2026.

The municipality's main goal is to remain cash flow positive and committed in stabilizing the municipality's finances, doing this by improving its cash position and improving our quality of services being rendered. Positive cash flow forecast based on expected revenue collections from monthly billing and the realisation of the debtors' book. The average year-to-date collection rate for 2024/25 is 44%. The anticipated monthly collection rate for 2025/26 anticipated at 50% and it is expected to steadily increase to 70% by the end of the financial year.

The Municipality is facing financial challenges and constraints pertaining to the debt owed to bulk purchases i.e. ESKOM.

The Municipality currently owes Eskom R3 billion, including Vat and interest as at the end of March 2026. On 23 February 2026, the municipality received a letter from the National Treasury communicating notice of intention to terminate the municipality's participation from the ESKOM debt relief programme.

Consultation by National Treasury with municipalities issued with letters of notice of intention to terminate ESKOM Debt Relief on 20 March 2026.

The four affected Free State municipalities were invited to an online meeting to receive a presentation by the National Treasury on the proposed "new" DAA. The essence of the "new" DAA is that:

Municipal council must resolve by 27 March 2026 whether to participate under the new DAA or not. If Council resolves to participate under the "new" DAA, such a resolution must be shared with the National Treasury by 27 March 2026 and only after then will the DAA MOU be shared with the municipality. After receipt of the DAA MOU, the municipality can still opt to reject the "new" DAA.

If the municipality resolves to enter the "new" DAA it will within 7 days receive one-third ESKOM debt write-off. The second one-third debt write-off will take place after eighteen (18) months. In addition, the last one-third debt write-off will take place six (6) months after the second write-off.

The main condition for the second and third debt write-off is payment of the current account in full. However, National Treasury reported that ESKOM is cognisant of financial struggles of municipality's and is open to negotiate a fixed percentage of the current invoice which is to be paid monthly. E.g. ESKOM and the municipality could agree that the municipality must pay 30% of the monthly account.

The Municipality owe Eskom the amount of R3 billion and The has a standing arrangement of paying R1 million via a debit order. During the month under review, the municipality managed to pay a total amount of R6 million towards Eskom.

The Municipality currently owes Rand water the amount of R29 million as at March 2026 and made payment of R14.6 million towards Rand water.

The Municipality has the payment arrangement with Rand water and has reached out to DWS with a view to make a similar payment arrangement. The Municipality has entered into DWS debt relief program.

The municipality currently has total debtors amounting to R1.2 billion of which the biggest chunk is from households with an amount of R630 million, whilst businesses account for R348 million and Organ of state R242 million.

The municipality started to implement credit control by instituting cut offs which is meant to assist the municipality to increase its lowly collection rate and under the current month the collection rate is 63% including prepaid income.

The Finance department is continuously engaging with all consumers i.e. government, businesses and households in order to urge them to meet their monthly obligations to the municipality or where they have financial constraints, then to make payment arrangements for their debts. We have consequently issued Final Letters of Demand in order to recover this debt, whereby all debtors have been given 7 days within which to settle their accounts or make suitable payment arrangements. Since some consumers did not pay before the 14 days' period elapsed, we have produced disconnection lists for all five towns, which is currently implemented.

## **2. Background**

The Section 71 of the MFMA and in terms of Government Notice 32141 dated 17 April 2009, regarding the “Local Government: Municipal Finance Management Act 2003 and the Municipal Budget and Reporting Regulations”, necessitates that specific financial information be reported on and in the format prescribed, hence this report to meet legislative compliance. “The monthly budget statement of a municipality must be in the format specified in Schedule C and include all the required Tables, charts and explanatory information, taking into account any guidelines issued by the Minister in terms of Section 168 (1) of the Act.”

Furthermore, Section 71 of the MFMA requires that, “the Accounting Officer of a municipality must by no later than 10 working days after the end of each month submit to the Mayor of the municipality, and the relevant National and Provincial Treasury, a statement in the prescribed format on the state of the municipality's budget reflecting certain particulars for that month and for the financial year up to the end of that month.” For the reporting period ending 31 March 2026, the tenth working day reporting limit expires on the 16<sup>th</sup> of April 2026.

As per the MFMA Budget Circular No. 94 “from 2019/20 onwards, municipalities are no longer required to continue with the use of the Budget Reform Returns to upload budget and monthly expenditure information to the National Treasury Local Government Database for publication purposes. The National Treasury now will utilize only the *m*SCOA data strings, which are required for submission as prescribed, and all publications will use the data collected from the *m*SCOA data strings” which must be submitted on or before the 16<sup>th</sup> of April 2026.

## **3. Executive summary**

The Statement of Financial Performance shown in Annexure A, Table C4, is prepared on the prescribed monthly C-schedules, detailing Revenue by source and Expenditure by type. The consolidated summary of the financial performance is indicated in Table 1 and Table 2 below:

**Table 1: Consolidated summary: Statement of Financial Performance: YTD Budget**

FS203 Ngwathe - Monthly Budget Statement Summary - M09 Mar								
Description	Budget Year 2025/26							
	Original Budget	Adjusted Budget	YearTD actual M09	YearTD Actual	YTD Budget	Variance favourable or (Unfavourable)	YTD Actual vs YTD Budget Variance	% Variance favourable or Unfavourable
<b>Revenue</b>								
<b>Exchange Revenue</b>								
Operating Revenue Excluding Capital	1 975 771	1 116 226	119 339	755 150	837 170	(82 020)	90%	-10%
Transfers and subsidies - capital (monetary allocations)	122 907	122 907	14 818	78 858	92 181	(13 323)	86%	-14%
Operating Expenditure	1 386 503	1 733 033	94 242	991 419	1 299 775	(308 356)	76%	-24%
Total Capital Expenditure	171 207	202 007	23 677	97 644	140 726	(43 081)	69%	-31%

**Table 1: consolidated summary: statement of financial performance**

- During the month of March, the Municipality billed an amount of R119.3 million, YTD Actual amounts to R755 million excluding capital grants with the YTD budget of R837 million, thus result variance of negative R82 or -10%.
- The transfers and subsidies shows the movement of R14.8 million in the current month, the total transfers and subsidies as at the end of March amounts to R78.9 million which result to a variance of negative R13.3 million when compared to YTD Budget of R92.2 million. Capital grants are recognised only when the condition of the grant has been met.
- The expenditure during the month of March amounts to R94.2 million, YTD Actual amounted to R991.4 million, which resulted to the variance of negative 24% when compared to YTD Budget of R1.3 billion.
- The Capital expenditure shows the movement of a R23.7 million during the month of March 2026, Total Capital expenditure amounts to R97.6 million with the YTD Budget of R140.7 million, thus result to variance of negative R43.1 million.

FS203 Ngwathe - Monthly Budget Statement Summary - M09 Mar								
Description	Budget Year 2025/26							
	Original Budget	Adjusted Budget	YearTD actual M09	YearTD Actual	YTD Budget	Variance favourable or (Unfavourable)	YTD Actual vs Original Budg Variance	% Variance favourable or Unfavourable
<b>Revenue</b>								
<b>Exchange Revenue</b>								
Operating Revenue Excluding Capital	1 975 771	1 116 226	119 339	755 150	837 170	361 076	68%	-32%
Transfers and subsidies - capital (monetary allocations)	122 907	122 907	14 818	78 858	92 181	44 050	64%	-36%
Operating Expenditure	1 386 503	1 733 033	94 242	991 419	1 299 775	741 615	57%	-43%
Total Capital Expenditure	171 207	202 007	23 677	97 644	140 726	104 363	48%	-52%

**Table 2: Consolidated summary: Statement of Financial Performance: Adjusted Budget**

**Ngwathe Local Municipality (FS203): S71 Monthly Budget Statement**

- As indicated in Table 2 above, during the month of March 2026, the Municipality's billed revenue excluding capital grants amounted to R119.3 million with the YTD Actual of R755 million, which show the achievement of 68% when compared to Adjustment Budget of R 1.1 billion.
- The transfers and subsidies- Capital shows the YTD amount of R78.9, thus result to achievement of 64% when compared to the Adjustment Budget of R122.9 million.
- The total Operating Expenditure Year to Date Actual amounts to R991.4 million, which represent the expenditure of 57% when compared to Adjustment Budget of R1.7 billion.
- The above report shows that the YTD Actual Capital Expenditure of R97.6 million, which represent 48% when compared to Adjustment Budget of R202 million.

#### 4. Budget performance overview

The 2025/26 Tabled budget assessed as unfunded budget on the 06 May 2025 by Provincial Treasury and approved on the 30 May 2025. On 26 June 2025, the Funding plan was approved. The Municipality need to improve on collection rate and implement credit control policies to meet target collection rate of 2025/26.

The Mid-Year Budget and Performance Assessment tabled on the 26 January 2026 and the adjustment budget was tabled on the 25 January 2026.

The MTREF budget 2026/27- 2028/29 was tabled on the 27 March 2026.

As per MFMA Circular 124, section 6.9.1. –*The Municipal Council and Senior Management team must closely monitor and enforce accountability for the implementation of the municipality funded budget and Budget Funding plan where relevant.* The Municipality has to adhere to the debt relief condition to pay Eskom current amount on a monthly basis.

#### 4.1 Operating Revenue by Source

**FS203 Ngwathe - Table C4 Monthly Budget Statement - Financial Performance (revenue) - M09 March**

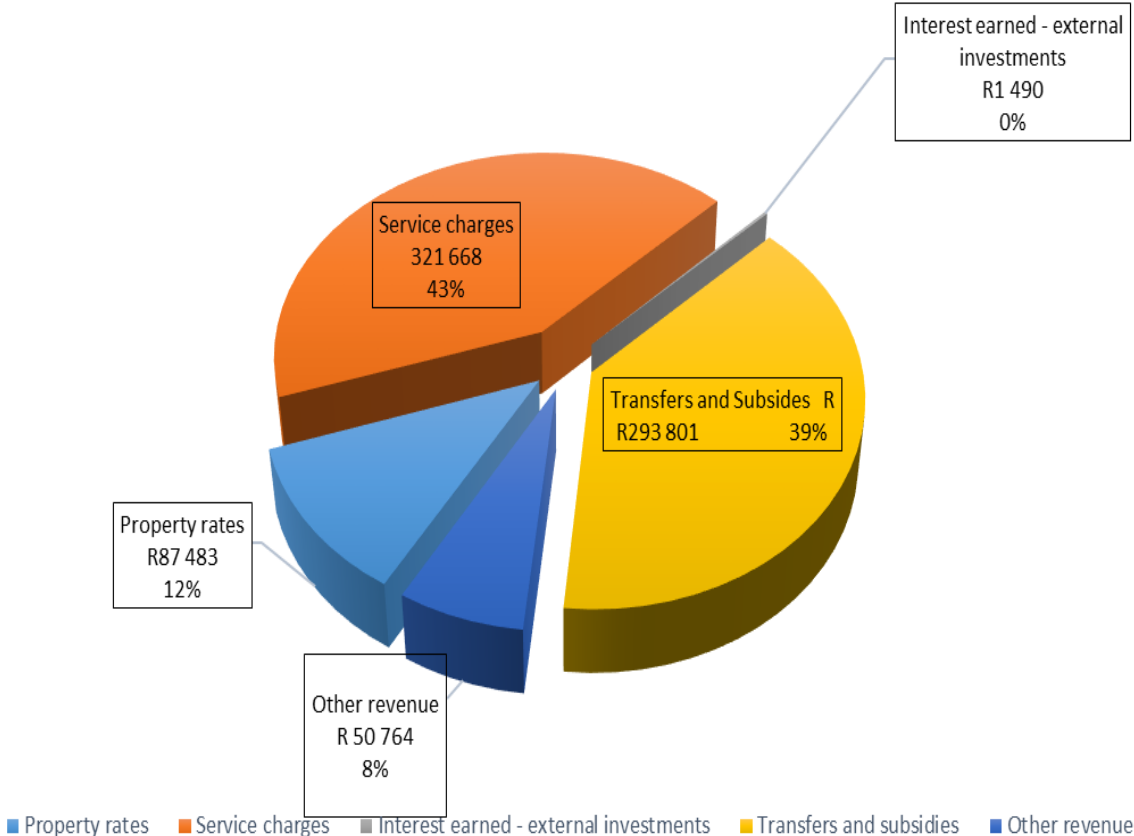
Description	2024/25	Budget Year 2025/26							
	Audited Outcome	Original Budget	Adjusted Budget	Monthly actual	YearTD actual	YearTD budget	YTD variance	YTD variance %	Full Year Forecast
<b>R thousands</b>									
<b>Revenue</b>									
<b>Exchange Revenue</b>									
Service charges - Electricity	269 974	424 305	424 305	21 757	204 544	318 229	(113 685)	-36%	424 305
Service charges - Water	57 363	68 991	68 991	4 016	44 847	51 743	(6 896)	-13%	68 991
Service charges - Waste Water Management	60 314	56 038	59 894	4 977	40 996	44 921	(3 925)	-9%	59 894
Service charges - Waste management	35 303	28 511	41 635	3 454	31 282	31 226	56	0%	41 635
Sale of Goods and Rendering of Services	1 886	2 127	3 360	250	1 977	2 520	(543)	-22%	3 360
Agency services									
Interest									
Interest earned from Receivables	101 053	55 807	74 577	2 471	46 517	55 933	(9 416)	-17%	74 577
Interest from Current and Non Current Assets	6 203	7 159	3 339	116	1 606	2 504	(898)	-36%	3 339
Dividends	-	-	-	-	-	-	-	-	-
Rent on Land									
Rental from Fixed Assets	353	382	444	32	286	333	(47)	-14%	444
Licence and permits	-	-	-	-	-	-	-	-	-
Special rating levies									
Operational Revenue	385	98	11 276	173	356	8 457	(8 101)		11 276
<b>Non-Exchange Revenue</b>									
Property rates	108 441	887 483	125 215	9 851	87 483	93 911	(6 428)	-7%	125 215
Surcharges and Taxes									
Fines, penalties and forfeits	378	148 590	6 557	111	1 627	4 917	(3 290)	-67%	6 557
Licence and permits	-	-	-	-	-	-	-	-	-
Transfers and subsidies - Operational	254 095	296 280	296 633	72 304	293 801	222 475	71 327	32%	296 633
Interest	-	-	-	-	-	-	-	-	-
Fuel Levy									
Operational Revenue	-	-	-	-	-	-	-	-	-
Gains on disposal of Assets	(62)	-	-	-	-	-	-	-	-
Other Gains	4 555	-	-	-	-	-	-	-	-
Discontinued Operations									
<b>Total Revenue (excluding capital transfers and contributions)</b>	<b>900 241</b>	<b>1 975 771</b>	<b>1 116 226</b>	<b>119 512</b>	<b>755 323</b>	<b>837 170</b>	<b>(81 847)</b>	<b>-10%</b>	<b>1 104 950</b>

**Table 3: Table C4 Financial Performance (Revenue)**
**Comparison against the YTD Actual and YTD Budget above 10%**

- The Services Charge- Electricity shows the variation of negative 36% due to faulty meters that are not yet placed and illegal connection. The Municipality is in the process of procuring smart meters and this will improve the billing.
- The Service charges – Water shows the downwards variation of 13%. Installation of new meters is the in the process.
- The interest from current and non-current Assets shows the downwards variation of 36%, its determined by the balances on the call accounts.
- The Fines shows the downwards variation of 67%. The municipality anticipated to receive more revenue on fines since they started to audit Electricity meters in Heilbron.

**Chart 1: Revenue by Source: YTD Actual as a percentage of Total Revenue**

**Chart 1: Revenue by Source: YTD Actual as a % of Total Revenue  
as at 31 March 2026 (R'000)**



**Chart 1: Revenue by Source: YTD Actual as a percentage of Total Revenue**

## 4.2 Operating Expenditure by Type

### FS203 Ngwathe - Table C4 Monthly Budget Statement - Financial Performance (expenditure) - M09 March

Description	2024/25	Budget Year 2025/26							
	Audited Outcome	Original Budget	Adjusted Budget	Monthly actual	YearTD actual	YearTD budget	YTD variance	YTD variance	Full Year Forecast
R thousands				MAR				%	
<b>Expenditure By Type</b>									
Employee related costs	325 974	342 212	368 155	30 945	270 327	276 117	(5 789)	-2%	368 155
Remuneration of councillors	18 347	20 295	20 295	1 547	13 938	15 221	(1 283)	-8%	20 295
Bulk purchases - electricity	359 105	465 959	412 000	5 217	346 284	309 000	37 284	12%	412 000
Inventory consumed	95 391	152 787	213 867	23 126	110 745	160 400	(49 655)	-31%	213 867
Debt impairment	216 123	103 707	211 768	–	–	158 826	(158 826)	-100%	211 768
Depreciation and amortisation	77 157	53 774	88 190	4 833	44 828	66 143	(21 315)	-32%	88 190
Interest	117 198	69 648	126 762	497	54 072	95 071	(40 999)	-43%	126 762
Contracted services	60 329	60 854	133 647	16 406	70 778	100 236	(29 457)	-29%	133 647
Transfers and subsidies	180	180	180	15	133	135	(2)	-1%	180
Irrecoverable debts written off	–	–	–	–	–	–	–	–	–
Operational costs	97 260	117 089	158 168	11 655	80 314	118 626	(38 313)	-32%	158 168
Losses on Disposal of Assets	28 703	–	–	–	–	–	–	–	–
Other Losses	–	–	–	–	–	–	–	–	–
<b>Total Expenditure</b>	<b>1 395 767</b>	<b>1 386 503</b>	<b>1 733 033</b>	<b>94 242</b>	<b>991 419</b>	<b>1 299 775</b>	<b>(308 356)</b>	<b>-24%</b>	<b>1 733 033</b>

**Table 4: Table C4 Financial Performance (Expenditure)**

#### Comparison against YTD Actual and YTD Budget above/below 10%

As indicated in the Table 4.1 above, The Expenditure show the amount of R94.2 million in March 2026. The expenditure shows variance of -24% when comparing YTD Actual of R 991 million against the YTD Budget of R1.3 billion.

- The Inventory consumed shows the downwards variation of 20% due to high increase of R61million during the adjustment.
- The downwards variation of 100% on debt impairment are performed at year-end and subject to Council consideration and therefore, the expenditure is only recorded at the year-end.
- The interest shows the downwards variation of 28% due to interest that were captured under Bulk purchases line item.

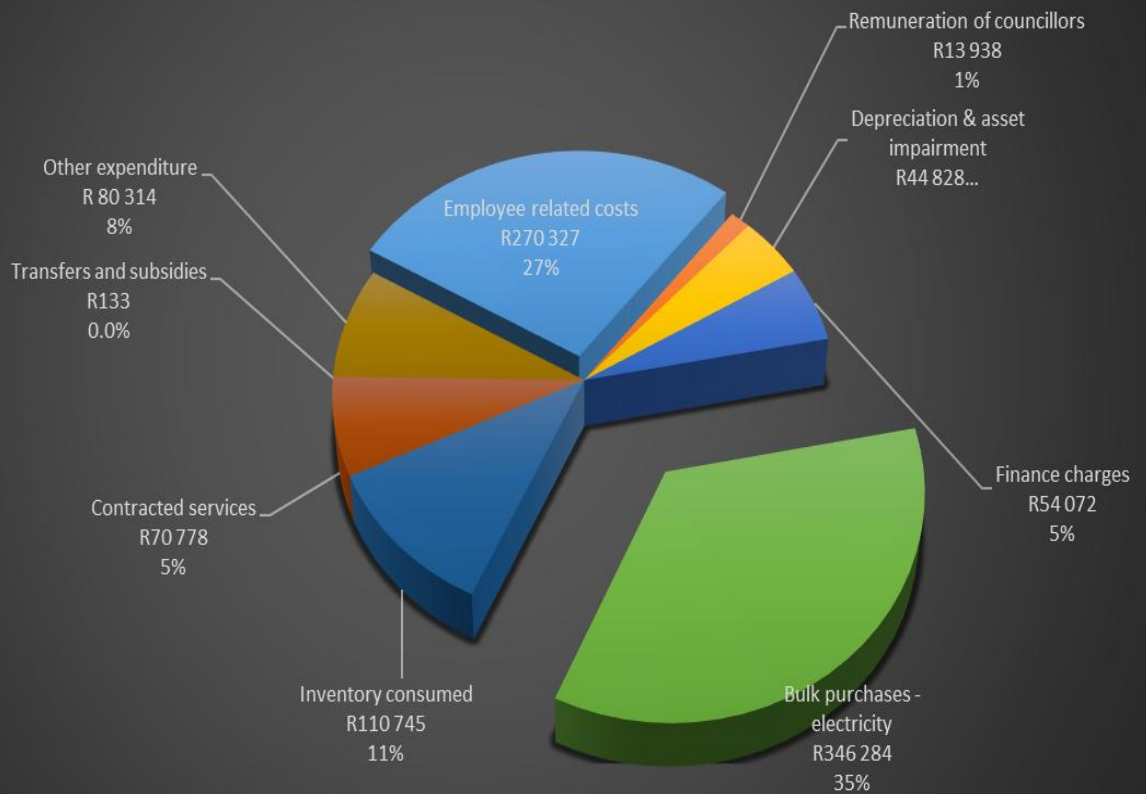
Vote No	Vote Description	Orig Budget	Amended Budget	Curr Mth Expenditure	Commitments	YTD Movement	Unspend	Perf	Outcome
<b>VOTE 1: CORPORATE</b>									
0505232360022P72Z2W	INVENTORY - COVID-19 SUPPORT	800 000.00	800 000.00	26 000.00	58 200.00	771 900.00	28 100.00	96.49	SATISFACTORY
0505232360026667Z11	INVENTORY - FURNITURE & EQUIPMENT R&M	-	100 000.00	-	11 000.01	83 739.96	183 739.96	- 83.74	UNSATISFACTORY
0505232360026684Z11	INVENTORY - RENT HIRE OFFICE EQUIPMENT	-	2 000 000.00	315 923.52	51 304.35	1 955 707.38	44 292.62	97.79	UNSATISFACTORY
0505232360026MRCZ11	INVENTORY - CLEANIN MATERIAL	417 746.00	817 746.00	81 746.92	-	418 574.84	399 171.16	51.19	SATISFACTORY
0505232360726MRCZ11	INVENT - MAT & SUPP(CLEANING MAT)	-	-	-	13 270.32	13 270.32	13 270.32	-	UNSATISFACTORY
0505232360726MRCZ11	INVENTORY - TRAININGS & SEMINARS	910 000.00	1 510 000.00	229 903.27	178 383.90	1 322 991.42	187 008.58	87.62	SATISFACTORY
<b>VOTE 2: MUNICIPAL MANAGER</b>									
1005232360026P61Z11	INVENTORY - STAKEHOLDER RELATION IDP/PMS	15 000.00	41 500.00	2 565.22	38 500.00	44 015.22	2 515.22	106.06	UNSATISFACTORY
1010232360026MRCZ11	INVENTORY - MATERIALS & SUPPLIES	398 401.00	1 823 401.00	391 325.00	68 730.00	913 745.00	909 656.00	50.11	SATISFACTORY
1010232360099071Z11	INVENTORY - MATERIALS & SUPPLIES	25 000.00	69 000.00	-	68 800.00	68 800.00	200.00	99.71	UNSATISFACTORY
1010232360099096Z11	INVENTORY - MATERIALS & SUPPLIES	15 000.00	15 000.00	-	-	-	15 000.00	-	SATISFACTORY
1010232360099AABZ11	INVENTORY - MATERIALS & SUPPLIES	150 000.00	150 000.00	-	52 620.00	128 100.00	21 900.00	85.40	UNSATISFACTORY
1010232360099MRCZ11	INVENTORY - MATERIALS & SUPPLIES	274 000.00	320 000.00	27 950.00	43 110.00	314 199.00	5 801.00	98.19	UNSATISFACTORY
1010232360099P74Z11	INVENTORY - HERITAGE DAY CELEBRATION	50 000.00	50 000.00	-	-	42 010.00	7 990.00	84.02	UNSATISFACTORY
1010232360099P75Z11	INVENTORY - MORAL REGENARATIONS	200 000.00	400 000.00	-	360 000.00	388 000.00	12 000.00	97.00	UNSATISFACTORY
1010232360099P76Z11	INVENTORY - RECONCILIATION DAY	25 000.00	75 000.00	-	28 800.00	28 800.00	46 200.00	38.40	SATISFACTORY
1010232360099P77Z11	INVENTORY - WOMENS DAY CELEBRATION	25 000.00	75 000.00	-	36 810.00	36 810.00	38 190.00	49.08	SATISFACTORY
1010232360099P78Z11	INVENTORY - XMAS CELEBRATIONS	50 000.00	120 000.00	-	88 750.00	88 750.00	31 250.00	73.96	SATISFACTORY
1010232360099P79Z11	INVENTORY - GENDER BASED VIOLANCE	50 000.00	130 000.00	-	-	45 210.00	84 790.00	34.78	SATISFACTORY
10102323600ZDP97Z2W	INVENTORY - MATERIALS & SUPPLIES	3 800 000.00	3 800 000.00	-	-	40 700.00	3 759 300.00	1.07	SATISFACTORY
1015232360099ABJZ11	INVENTORY - MATERIALS & SUPPLIES	275 000.00	275 000.00	7 000.00	90 000.00	271 200.00	3 800.00	98.62	UNSATISFACTORY
1015232360099MRCZ11	INVENTORY - MATT&SUPP WOMEN COMMISSION	120 000.00	70 000.00	-	-	58 830.00	11 170.00	84.04	UNSATISFACTORY
1015232360099P53Z11	INVENTORY - MATT&SUPP PUBLIC EDUCATION	200 000.00	150 000.00	-	-	109 540.00	40 460.00	73.03	UNSATISFACTORY
<b>VOTE 3: FINANCE SERVICES</b>									
1505232360026667Z11	INVENTORY - FURNITURE & EQUIPMENT R&M	100 000.00	268 601.00	69 300.00	68 600.80	262 857.97	5 743.03	97.86	UNSATISFACTORY
1505232360071P80Z11	INVENTORY - FINANCE MANAGEMENT GRANT	2 500 000.00	2 500 000.00	159 147.83	-	2 012 838.94	487 161.06	80.51	UNSATISFACTORY
1515232360070P68Z11	INVENTORY - EPWP	2 553 000.00	2 553 000.00	-	-	1 393 519.90	1 159 480.10	54.58	SATISFACTORY
<b>VOTE 4: TECHNICAL SERVICES</b>									
2005232360026667Z11	INVENTORY - FURNITURE & EQUIPMENT R&M	1 044 000.00	1 548 296.00	363 540.00	255 000.00	1 605 309.70	57 013.70	103.68	UNSATISFACTORY
2005232360026685Z11	INVENTORY - VEHICLES R&M	763 490.00	954 706.00	8 040.00	176 716.30	843 934.64	110 771.36	88.40	UNSATISFACTORY
2005232360075MRCZ11	INVENTORY - PMU EXPENDITURE	1 912 600.00	1 912 600.00	19 500.00	25 216.52	874 445.14	1 038 154.86	45.72	SATISFACTORY
20102323600ZDP81Z2W	INVENTORY - MATERIALS & SUPPLIES	9 049 000.00	2 638 029.00	874 755.00	-	2 543 883.65	94 145.35	96.43	UNSATISFACTORY
2020232360044AAKZ11	INVENTORY - CHEMICALS	2 278 737.00	6 378 737.00	4 404 764.00	-	8 093 328.80	1 714 591.80	126.88	UNSATISFACTORY
2020232360044MRCZ11	INVENTORY - EQUIPMENT R&M	1 786 685.00	4 043 135.00	517 999.23	356 450.00	2 203 199.23	1 839 935.77	54.49	SATISFACTORY
2020232360044P38Z11	INVENTORY - MATERIALS & SUPPLIES	1 044 000.00	2 821 763.00	972 400.00	378 382.61	2 716 322.09	105 440.91	96.26	UNSATISFACTORY
2030232360060MRCZ11	INVENTORY - MATERIALS & SUPPLIES	6 450 000.00	8 151 490.00	1 735 715.44	517 283.81	8 080 083.72	71 406.28	99.12	UNSATISFACTORY
2035232360026MRCZ11	INVENTORY - MATERIALS & SUPPLIES	-	710 950.00	-	1 395 950.00	1 395 950.00	685 000.00	196.35	UNSATISFACTORY
2035232360026MRCZ11	INVENTORY - MATERIALS & SUPPLIES	1 000 000.00	2 554 950.00	255 000.00	1 934 350.00	2 386 567.05	168 382.95	93.41	UNSATISFACTORY
2035232360044P70Z2W	INVENTORY - MATERIALS - CHEMICALS	10 700 000.00	20 209 180.00	349 500.00	1 091 930.00	11 170 982.23	9 038 197.77	55.28	SATISFACTORY
2035232660055MRCZ11	INVENTORY - WATER	64 589 718.00	64 589 718.00	7 267 729.35	-	30 960 059.71	33 629 658.29	47.93	SATISFACTORY
2040232360055074Z11	INVENTORY - INFRASTRUCUTER R&M	6 400 000.00	8 749 204.00	1 112 950.00	216 000.00	7 760 723.22	988 480.78	88.70	UNSATISFACTORY
2045232360022MRCZ11	INVENTORY - STREETLIGHT & TRAFFIC R&M	-	177 900.00	-	177 900.00	177 900.00	-	100.00	UNSATISFACTORY
2045232360026P64Z11	INVENTORY - MATT&SUPP R&M EQUIPMENT	4 923 200.00	9 008 742.00	-	340 000.00	5 953 954.92	3 054 787.08	66.09	SATISFACTORY
2045232360060MRCZ11	INVENTORY - MATERIALS & SUPPLIES	9 512 624.00	14 170 661.00	3 272 742.05	2 578 134.00	14 023 780.32	146 880.68	98.96	UNSATISFACTORY
2045232360060P83Z11	INVENTORY - MATERIALS & SUPPLIES	460 000.00	8 224 536.00	945 442.00	5 013 917.00	7 994 447.30	230 088.70	97.20	UNSATISFACTORY
<b>VOTE 5: COMMUNITY SERVICES</b>									
2505232360026685Z11	INVENTORY - VEHICLES R&M	-	76 815.00	-	76 815.10	61 695.79	138 510.79	- 80.32	UNSATISFACTORY
2505232360099MRCZ11	INVENTORY - MATERIALS & SUPPLIES	1 115 737.00	2 162 821.00	316 927.72	158 606.95	1 626 889.84	535 931.16	75.22	UNSATISFACTORY
2505232360099P86Z11	INVENTORY - MATERIALS & SUPPLIES	200 000.00	351 394.00	-	-	192 974.00	158 420.00	54.92	SATISFACTORY
2515232360026MRCZ11	INVENTORY - MATERIALS & SUPPLIES	1 000 000.00	10 900 000.00	908 452.17	939 169.56	2 415 126.21	8 484 873.79	22.16	SATISFACTORY
2525232360026MRCZ11	INVENTORY - LAND AUDIT	500 000.00	500 000.00	-	-	317 500.52	182 499.48	63.50	SATISFACTORY
2565232360026MRCZ11	INVENTORY - ARTS CULTURE MARKETS	-	1 800 000.00	-	-	-	1 800 000.00	-	SATISFACTORY
2580232360033MRCZ11	INVENTORY - EQUIPMENT R&M	-	9 000 000.00	520 456.20	200 000.00	720 456.20	8 279 543.80	8.01	SATISFACTORY
2580232360533MRCZ11	INVENT - MAT & SUPPI REFUSE BAGS)	104 400.00	234 400.00	37 450.00	-	91 853.25	142 546.75	39.19	SATISFACTORY
<b>VOTE 6: LED SERVICES</b>									
3005232360026P58Z11	INVENTORY - MATT&SUPP ECONOMIC DEVELOP	15 000 000.00	8 033 591.00	-	1 929 905.81	5 669 150.67	2 364 440.33	70.57	SATISFACTORY
3010232360026MRCZ11	INVENTORY - MATERIALS & SUPPLIES	-	5 850 000.00	-	-	-	5 850 000.00	-	SATISFACTORY
		152 787 338.00	213 866 866.00	23 125 808.22	19 658 611.89	130 403 756.65	83 463 109.35	60.97	SATISFACTORY

Table 4.1 R&M Expenditure per Directorate per Inventory type

Vote No	Vote Description	Orig Budget	Amended Budget	Curr Mth Expenditure	Commitments	YTD Movement	Unspend	Perf	Outcome
<b>CORPORATE SERVICES</b>									
0505232360022P7ZZZWM	INVENTORY - COVID-19 SUPPORT	800 000.00	800 000.00	26 000.00	58 200.00	771 900.00	28 100.00	96.49	SATISFACTORY
0505232360026667ZZ11	INVENTORY - FURNITURE & EQUIPMENT R&M	-	100 000.00	-	11 000.01	83 739.96	183 739.96	- 83.74	UNSATISFACTORY
0505232360026684ZZ11	INVENTORY - RENT HIRE OFFICE EQUIPMENT	-	2 000 000.00	315 923.52	51 304.35	1 955 707.38	44 292.62	97.79	UNSATISFACTORY
0505232360026MRCZZ11	INVENTORY - CLEANIN MATERIAL	417 746.00	817 746.00	81 746.92	-	418 574.84	399 171.16	51.19	SATISFACTORY
0505232360726MRCZZ11	INVENT - MAT & SUPP(CLEANING MAT)	-	-	-	13 270.32	13 270.32	13 270.32	-	UNSATISFACTORY
0505232360726MRCZZ11	INVENTORY - TRAININGS & SEMINARS	910 000.00	1 510 000.00	229 903.27	178 383.90	1 322 991.42	187 008.58	87.62	SATISFACTORY
<b>MUNICIPAL MANAGER</b>									
1005232360026P61ZZ11	INVENTORY - STAKEHOLDER RELATION IDP/PMS	15 000.00	41 500.00	2 565.22	38 500.00	44 015.22	2 515.22	106.06	UNSATISFACTORY
<b>MAYOR'S OFFICE</b>									
1010232360026MRCZZ11	INVENTORY - MATERIALS & SUPPLIES	398 401.00	1 823 401.00	391 325.00	68 730.00	913 745.00	909 656.00	50.11	SATISFACTORY
1010232360099071ZZ11	INVENTORY - MATERIALS & SUPPLIES	25 000.00	69 000.00	-	68 800.00	68 800.00	200.00	99.71	UNSATISFACTORY
1010232360099096ZZ11	INVENTORY - MATERIALS & SUPPLIES	15 000.00	15 000.00	-	-	-	15 000.00	-	SATISFACTORY
1010232360099AABZZ11	INVENTORY - MATERIALS & SUPPLIES	150 000.00	150 000.00	-	52 620.00	128 100.00	21 900.00	85.40	UNSATISFACTORY
1010232360099MRCZZ11	INVENTORY - MATERIALS & SUPPLIES	274 000.00	320 000.00	27 950.00	43 110.00	314 199.00	5 801.00	98.19	UNSATISFACTORY
1010232360099P74ZZ11	INVENTORY - HERITAGE DAY CELEBRATION	50 000.00	50 000.00	-	-	42 010.00	7 990.00	84.02	UNSATISFACTORY
1010232360099P75ZZ11	INVENTORY - MORAL REGENERATIONS	200 000.00	400 000.00	-	360 000.00	388 000.00	12 000.00	97.00	UNSATISFACTORY
1010232360099P76ZZ11	INVENTORY - RECONCILIATION DAY	25 000.00	75 000.00	-	28 800.00	28 800.00	46 200.00	38.40	SATISFACTORY
1010232360099P77ZZ11	INVENTORY - WOMENS DAY CELEBRATION	25 000.00	75 000.00	-	36 810.00	36 810.00	38 190.00	49.08	SATISFACTORY
1010232360099P78ZZ11	INVENTORY - XMAS CELEBRATIONS	50 000.00	120 000.00	-	88 750.00	88 750.00	31 250.00	73.96	SATISFACTORY
1010232360099P79ZZ11	INVENTORY - GENDER BASED VIOLENCE	50 000.00	130 000.00	-	-	45 210.00	84 790.00	34.78	SATISFACTORY
101023236002DP97ZZZWM	INVENTORY - MATERIALS & SUPPLIES	3 800 000.00	3 800 000.00	-	-	40 700.00	3 759 300.00	1.07	SATISFACTORY
<b>SPEAKER'S OFFICE</b>									
1015232360099ABJZZ11	INVENTORY - MATERIALS & SUPPLIES	275 000.00	275 000.00	7 000.00	90 000.00	271 200.00	3 800.00	98.62	UNSATISFACTORY
1015232360099MRCZZ11	INVENTORY - MATT&SUPP WOMEN COMMISSION	120 000.00	70 000.00	-	-	58 830.00	11 170.00	84.04	UNSATISFACTORY
1015232360099P53ZZ11	INVENTORY - MATT&SUPP PUBLIC EDUCATION	200 000.00	150 000.00	-	-	109 540.00	40 460.00	73.03	UNSATISFACTORY
<b>FINANCE SERVICES</b>									
1505232360026667ZZ11	INVENTORY - FURNITURE & EQUIPMENT R&M	100 000.00	268 601.00	69 300.00	68 600.80	262 857.97	5 743.03	97.86	UNSATISFACTORY
1505232360071P80ZZ11	INVENTORY - FINANCE MANAGEMENT GRANT	2 500 000.00	2 500 000.00	159 147.83	-	2 012 838.94	487 161.06	80.51	UNSATISFACTORY
1515232360070P68ZZ11	INVENTORY - EPWP	2 553 000.00	2 553 000.00	-	166 550.00	1 393 519.90	1 159 480.10	54.58	SATISFACTORY
<b>TECHNICAL SERVICES</b>									
2005232360026667ZZ11	INVENTORY - FURNITURE & EQUIPMENT R&M	1 044 000.00	1 548 296.00	363 540.00	255 000.00	1 605 309.70	57 013.70	103.68	UNSATISFACTORY
2005232360026685ZZ11	INVENTORY - VEHICLES R&M	763 490.00	954 706.00	8 040.00	176 716.30	843 934.64	110 771.36	88.40	UNSATISFACTORY
2005232360075MRCZZ11	INVENTORY - PMU EXPENDITURE	1 912 600.00	1 912 600.00	19 500.00	25 216.52	874 445.14	1 038 154.86	45.72	SATISFACTORY
<b>ROADS &amp; STORM WATER</b>									
201023236002DP81ZZZWM	INVENTORY - MATERIALS & SUPPLIES	9 049 000.00	2 638 029.00	874 755.00	-	2 543 883.65	94 145.35	96.43	UNSATISFACTORY
<b>SEWERAGE SERVICES</b>									
2020232360044AAKZZ11	INVENTORY - CHEMICALS	2 278 737.00	6 378 737.00	4 404 764.00	-	8 093 328.80	1 714 591.80	126.88	UNSATISFACTORY
2020232360044MRCZZ11	INVENTORY - EQUIPMENT R&M	1 786 685.00	4 043 135.00	517 999.23	356 450.00	2 203 199.23	1 839 935.77	54.49	SATISFACTORY
2020232360044P38ZZ11	INVENTORY - MATERIALS & SUPPLIES	1 044 000.00	2 821 763.00	972 400.00	378 382.61	2 716 322.09	105 440.91	96.26	UNSATISFACTORY
<b>WATER SERVICES</b>									
2030232360060MRCZZ11	INVENTORY - MATERIALS & SUPPLIES	6 450 000.00	8 151 490.00	1 735 715.44	517 283.81	8 080 083.72	71 406.28	99.12	UNSATISFACTORY
2035232360026MRCZZ11	INVENTORY - MATERIALS & SUPPLIES	-	710 950.00	-	1 395 950.00	1 395 950.00	685 000.00	196.35	UNSATISFACTORY
2035232360026MRCZZWM	INVENTORY - MATERIALS & SUPPLIES	1 000 000.00	2 554 950.00	255 000.00	1 934 350.00	2 386 567.05	168 382.95	93.41	UNSATISFACTORY
2035232360044P70ZZZWM	INVENTORY - MATERIALS - CHEMICALS	10 700 000.00	20 209 180.00	349 500.00	1 091 930.00	11 170 982.23	9 038 197.77	55.28	SATISFACTORY
2035232360055MRCZZWM	INVENTORY - WATER	64 589 718.00	64 589 718.00	7 267 729.35	-	30 960 059.71	33 629 658.29	47.93	SATISFACTORY
2040232360055O74ZZ11	INVENTORY - INFRASTRUCUTER R&M	6 400 000.00	8 749 204.00	1 112 950.00	216 000.00	7 760 723.22	988 480.78	88.70	UNSATISFACTORY
<b>ELECTRICAL SERVICES</b>									
2045232360022MRCZZ11	INVENTORY - STREETLIGHT & TRAFFIC R&M	-	177 900.00	-	177 900.00	177 900.00	-	100.00	UNSATISFACTORY
2045232360026P64ZZ11	INVENTORY - MATT&SUPP R&M EQUIPMENT	4 923 200.00	9 008 742.00	-	340 000.00	5 953 954.92	3 054 787.08	66.09	SATISFACTORY
2045232360060MRCZZ11	INVENTORY - MATERIALS & SUPPLIES	9 512 624.00	14 170 661.00	3 272 742.05	2 578 134.00	14 023 780.32	146 880.68	98.96	UNSATISFACTORY
2045232360060P83ZZ11	INVENTORY - MATERIALS & SUPPLIES	460 000.00	8 224 536.00	945 442.00	5 013 917.00	7 994 447.30	230 088.70	97.20	UNSATISFACTORY
<b>COMMUNITY SERVICES</b>									
2505232360026685ZZ11	INVENTORY - VEHICLES R&M	-	76 815.00	138 510.89	76 815.10	61 695.79	138 510.79	- 80.32	UNSATISFACTORY
2505232360099MRCZZ11	INVENTORY - MATERIALS & SUPPLIES	1 115 737.00	2 162 821.00	316 927.72	158 606.95	1 626 889.84	535 931.16	75.22	UNSATISFACTORY
2505232360099P86ZZ11	INVENTORY - MATERIALS & SUPPLIES	200 000.00	351 394.00	-	-	192 974.00	158 420.00	54.92	SATISFACTORY
<b>CEMETRY SERVICES</b>									
2515232360026MRCZZ11	INVENTORY - MATERIALS & SUPPLIES	1 000 000.00	10 900 000.00	908 452.17	939 169.56	2 415 126.21	8 484 873.79	22.16	SATISFACTORY
<b>HOUSING SERVICES</b>									
2525232360026MRCZZ11	INVENTORY - LAND AUDIT	500 000.00	500 000.00	-	-	317 500.52	182 499.48	63.50	SATISFACTORY
<b>SPORTS &amp; PARKS</b>									
2565232360026MRCZZ11	INVENTORY - ARTS CULTURE MARKETS	-	1 800 000.00	-	-	-	1 800 000.00	-	SATISFACTORY
<b>REFUSE SERVICES</b>									
2580232360033MRCZZ11	INVENTORY - EQUIPMENT R&M	-	9 000 000.00	520 456.20	200 000.00	720 456.20	8 279 543.80	8.01	SATISFACTORY
2580232360033MRCZZ11	INVENT - MAT & SUPP( REFUSE BAGS)	104 400.00	234 400.00	37 450.00	-	91 853.25	142 546.75	39.19	SATISFACTORY
<b>LED SERVICES</b>									
3005232360026P58ZZ11	INVENTORY - MATT&SUPP ECONOMIC DEVELOP	15 000 000.00	8 033 591.00	1 929 905.81	2 403 360.66	5 669 150.67	2 364 440.33	70.57	SATISFACTORY
3010232360026MRCZZ11	INVENTORY - MATERIALS & SUPPLIES	-	5 850 000.00	-	-	-	5 850 000.00	-	SATISFACTORY
		<b>152 787 338.00</b>	<b>213 866 866.00</b>	<b>23 125 808.22</b>	<b>19 658 611.89</b>	<b>130 403 756.65</b>	<b>83 463 109.35</b>	<b>60.97</b>	<b>SATISFACTORY</b>

Table 4.2 R&M Expenditure per Service per Inventory type

**Chart 2: Expenditure by Type : YTD Actual as a % of Total Expenditure as at 31 March 2026 (R'000)**



**Chart 2: Expenditure by type: YTD Actual as percentage of Total Expenditure**

As indicated in Chart 2 above is the weighting of the YTD Actual on Expenditure by Type as percentage of total operational expenditure as at 31 March 2026. The main cost drivers of the Municipality is Bulk Purchase of 35% and Employee related (27%).

**Bulk Purchases: Electricity, Water inventory and Water losses**

- Indicated in Table 5.1 below, the expenditure on Bulk Purchases in March 2026 amount to R5.2 million. The Municipality incurred expenditure of 84% when compared to Adjusted Budget of R412 million.

**Bulk purchases - Electricity\_M09 Mar**

Description	Budget Year 2025/26								
	Original Budget	Adjusted Budget	Monthly actual M09	YearTD actual	YearTD budget	YTD variance	YTD variance	% spent on Budget	% ideal IYM -100%
R thousands							%	%	
<b>Expenditure By Type</b>									
Bulk purchases - electricity	465 959	412 000	5 217	346 284	309 000	37 284	12%	84%	-16%
<b>Total Expenditure</b>	<b>465 959</b>	<b>412 000</b>	<b>5 217</b>	<b>346 284</b>	<b>309 000</b>	<b>37 284</b>	<b>12%</b>	<b>84%</b>	<b>-16%</b>

**Table 5.1: Summary of YTD Bulk Electricity expenditure**

- Indicated in Table 5.1 below, the expenditure on Bulk Purchases in March 2026 amount to negative R7.3 million. The Municipality incurred expenditure of 48% when compared to Adjusted Budget of R64.6 million.

**Bulk purchases - Water\_M09 Mar**

Description	Budget Year 2025/26								
	Original Budget	Adjusted Budget	Monthly actual M09	YearTD actual	YearTD budget	YTD variance	YTD variance	% spent on Adjusted Budget	% ideal IYM -100%
R thousands			March				%	%	
<b>Expenditure By Type</b>									
Inventory Water	64 590	64 590	7 268	30 960	48 442	(17 482)	-36%	48%	-52%
<b>Total Expenditure</b>	<b>64 590</b>	<b>64 590</b>	<b>7 268</b>	<b>30 960</b>	<b>48 442</b>	<b>(17 482)</b>	<b>(0)</b>	<b>48%</b>	<b>-52%</b>

**Table 5.2: Summary of YTD Bulk Water expenditure**

## Outstanding debt: ESKOM, Rand Water and DWS

<b>Bulk Cost Debt -Eskom</b>					
<b>Description</b>	<b>Total outstanding Debt</b>	<b>Current Invoice</b>	<b>Interest Charged</b>	<b>VAT</b>	<b>Payments</b>
<b>R thousands</b>					
Bulk purchases - electricity July	26 460	49 215	8 537	7 382	4 000
Bulk purchases - electricity August	2 707 440	48 113	10 097	7 217	1 000
Bulk purchases - electricity September	2 755 710	33 399	10 861	5 010	1 000
Bulk purchases - electricity October	2 801 292	29 561	12 586	4 434	1 000
Bulk purchases - electricity November	2 844 948	29 932	10 234	4 490	1 000
Bulk purchases - electricity December	2 886 805	28 845	14 186	4 327	7 000
Bulk purchases - electricity January	2 927 901	28 341	11 003	4 251	1 000
Bulk purchases - electricity February	2 974 000	29 338	13 209	4 401	1 000
Bulk purchases - electricity March	3 010 697	27 189	11 430	4 078	6 000

**Table 6.1: Summary of outstanding ESKOM debt**

- Indicated in Table 6.1 above, is the total outstanding debt owed to ESKOM amounting to R3 billion, the Municipality paid the amount of R6 million during the current month. The total outstanding debt has increased by R37 million when compared to February outstanding debt.

<b>Bulk Cost Debt- Rand Water</b>				
<b>Description</b>	<b>Rand water</b>			
	<b>Total outstanding Debt</b>	<b>Current Invoice</b>	<b>Interest Charged</b>	<b>Payments</b>
<b>R thousands</b>				
Inventory consumed- July	42 483	3 962	380	9 414
Inventory consumed August	42 294	4 443	330	4 962
Inventory consumed September	42 117	4 269	327	4 773
Inventory consumed October	42 892	5 034	338	4 596
Inventory consumed November	42 466	4 945	316	5 371
Inventory consumed December	35 635	4 800	323	11 955
Inventory consumed January	34 776	4 008	257	5 123
Inventory consumed February	39 154	4 137	240	–
Inventory consumed March	29 310	4 741	253	14 585

**Table 6.2: Summary of outstanding Rand debt**

- The municipality owed Rand Water an amount of R 29 million which include current account of R4.7 million and interest of 253 000. The Municipality paid R14.6 million towards Rand water during the current month.

DEPARTMENT: WATER AND SANTATION	-	-	-	-	-	-	-	141 259 716.55	141 259 716.55
	141 843.61	283 599.58	-	3 009.39	23 042 857.67				23 471 310.25
	3 325.35	3 373.36	-	-	693 247.26				699 945.97
	3 564.83	7 129.66	-	-	60 602.11				71 296.60
	62 424.35	30 978.60	-	-	4 106 374.61				4 199 777.56
	6 504.60	13 009.20	-	-	97 569.00				117 082.80
	1 380.44	1 177.20	-	-	263 374.47				265 932.11
	7 129.66	7 129.66	-	-	14 259.32				28 518.64
	472.98	472.98	-	-	87 024.78				87 970.74
	<b>226 645.82</b>	<b>346 870.24</b>	-	<b>3 009.39</b>	<b>28 365 309.22</b>	-	-	<b>141 259 716.55</b>	<b>170 201 551.22</b>

- The total debt owed to the Department of Water and Sanitation amounted to R170 million as at February 2026.

## Summary of payments per payment date

<b>PAYMENTS FOR JANUARY 2026</b>			
<b>DATE</b>	<b>NAME OF CREDITOR</b>	<b>DESCRIPTION</b>	<b>AMOUNT</b>
15/01/2026	ESKOM	ESKOM DEBIT ORDER	1 000 000.00
			<b>1 000 000.00</b>
<b>DATE</b>	<b>NAME OF CREDITOR</b>	<b>DESCRIPTION</b>	<b>AMOUNT</b>
28/01/2026	RAND WATER	WATER BILL	5 123 376.05
			<b>5 123 376.05</b>
<b>DATE</b>	<b>NAME OF CREDITOR</b>	<b>DESCRIPTION</b>	<b>AMOUNT</b>
07/01/2026	DWS	WATER SERVICES	472.98
07/01/2026	DWS	WATER SERVICES	3 564.83
07/01/2026	DWS	WATER SERVICES	30 354.66
07/01/2026	DWS	WATER SERVICES	7 129.66
07/01/2026	DWS	WATER SERVICES	141 843.61
07/01/2026	DWS	WATER SERVICES	6 504.60
07/01/2026	DWS	WATER SERVICES	1 177.20
30/01/2026	DWA	WATER SERVICES	141 843.61
30/01/2026	DWA	WATER SERVICES	7 129.66
30/01/2026	DWA	WATER SERVICES	6 504.60
30/01/2026	DWA	WATER SERVICES	472.98
30/01/2026	DWA	WATER SERVICES	1 177.20
30/01/2026	DWA	WATER SERVICES	3 564.83
30/01/2026	DWA	WATER SERVICES	30 354.66
30/01/2026	DWA	WATER SERVICES	1 686.68
			<b>383 781.76</b>

<b>PAYMENTS FOR FEBRUARY 2026</b>			
<b>DATE</b>	<b>NAME OF CREDITOR</b>	<b>DESCRIPTION</b>	<b>AMOUNT</b>
15/02/2026	ESKOM	ESKOM DEBIT ORDER	1 000 000.00
			<b>1 000 000.00</b>

<b>PAYMENTS FOR MARCH 2026</b>			
<b>DATE</b>	<b>NAME OF CREDITOR</b>	<b>DESCRIPTION</b>	<b>AMOUNT</b>
15/03/2026	ESKOM PARYS	ELECTRICITY BILL ESKOM	1 000 000.00
13/03/2026	ESKOM PARYS	ELECTRICITY BILL	5 000 000.00
			<b>6 000 000.00</b>

<b>PAYMENTS FOR MARCH 2026</b>			
<b>DATE</b>	<b>NAME OF CREDITOR</b>	<b>DESCRIPTION</b>	<b>AMOUNT</b>
10/03/2026	RAND WATER	WATER BILL	4 264 884.66
18/03/2026	RAND WATER	WATER SERVICES	801 774.03
18/03/2026	RAND WATER	WATER SERVICES	1 868 013.97
18/03/2026	RAND WATER	WATER SERVICES	3 272 622.81
31/03/2026	RAND WATER	WATER SERVICES	4 377 622.96
			<b>14 584 918.43</b>

<b>PAYMENTS FOR MARCH 2026</b>			
<b>DATE</b>	<b>NAME OF CREDITOR</b>	<b>DESCRIPTION</b>	<b>AMOUNT</b>
17/03/2026	DWA	WATER SEVICES	1 177.20
17/03/2026	DWA	WATER SEVICES	3 564.83
17/03/2026	DWA	WATER SEVICES	6 504.60
17/03/2026	DWA	WATER SEVICES	141 843.61
26/03/2026	DWS	WATER SERVICES	472.98
26/03/2026	DWS	WATER SERVICES	1 686.68
26/03/2026	DWS	WATER SERVICES	30 354.66
			<b>185 604.56</b>

**Table 6.3: Summary of payments per payment report**

Indicated in tables 6.3 above are the payments to Eskom amounted to R6 million (Main account payments only) made payment of R14.6 million towards Rand water and R186 000 towards DWS during the month of March.

Chart C2.1: Monthly payments to Eskom and Rand Water as at 31 March 2026

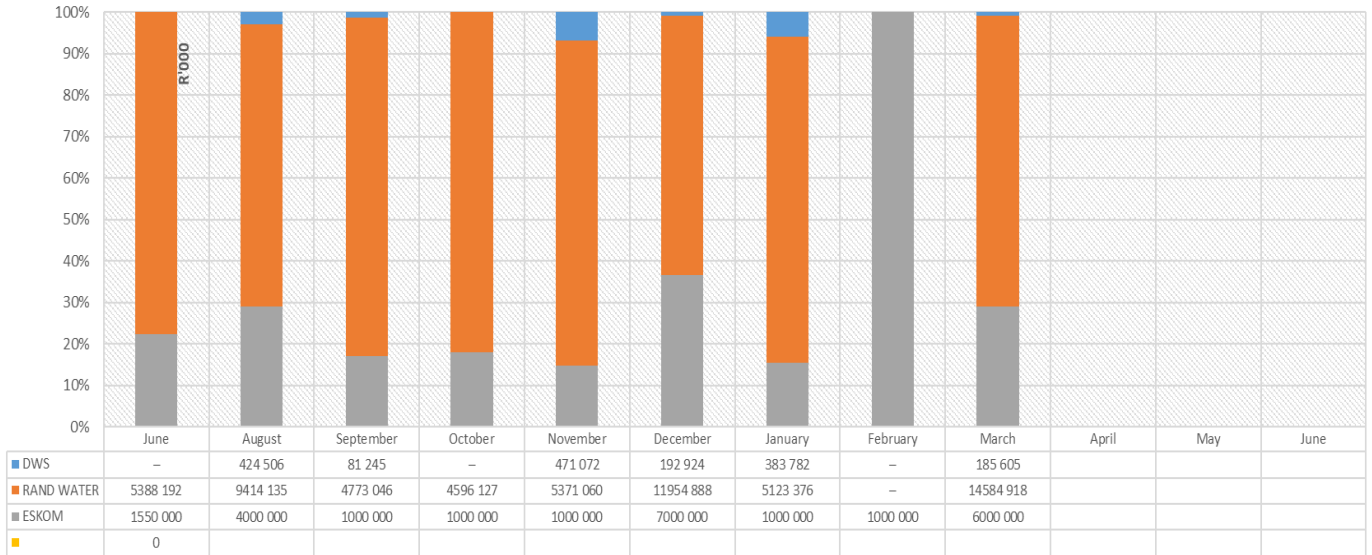


Chart 2.1: Monthly payments to Rand Water & Eskom

The above chart shows the monthly payments made towards Eskom, Rand water and DWS as at 31 March 2026. The Municipality still have the challenge to pay current Eskom account.

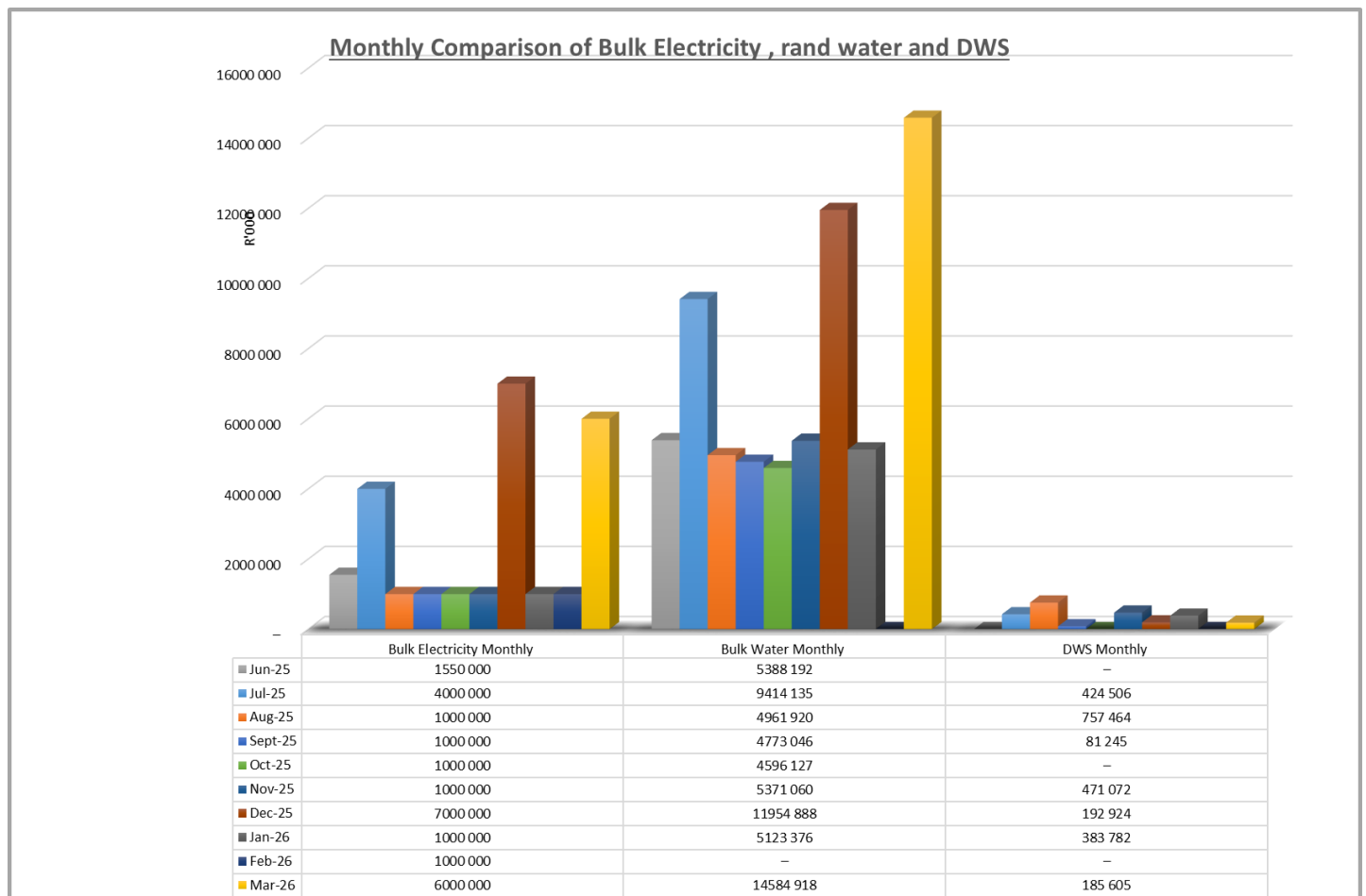
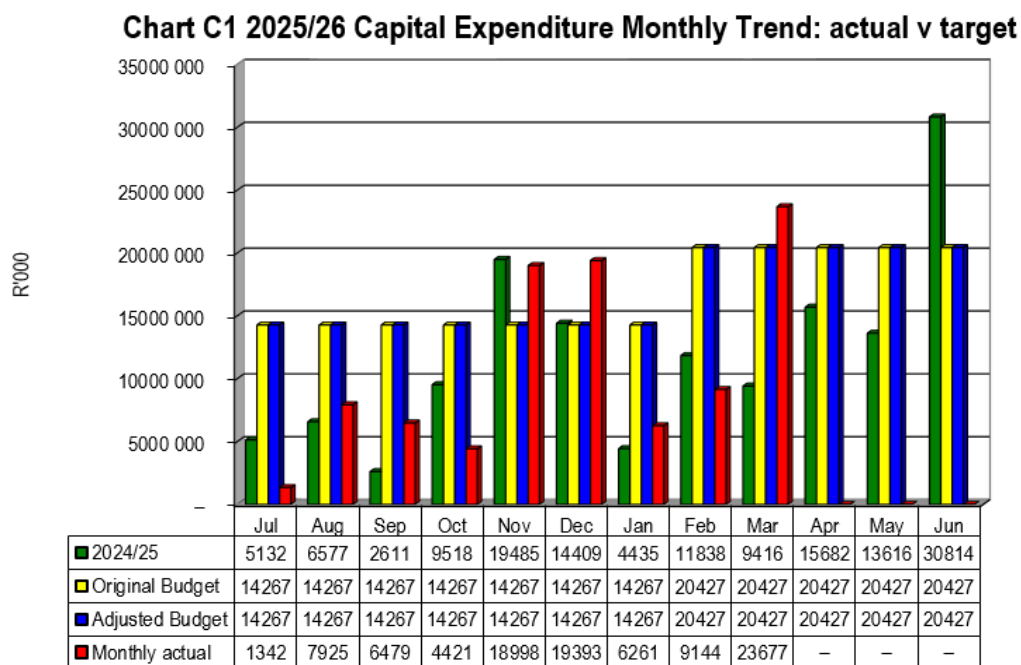


Chart 2.2: Monthly & YTD comparison of Bulk Electricity and Rand Water: July 2025-February 2026

## 4.2 Capital expenditure

Table 7: High level summary: Capital Expenditure

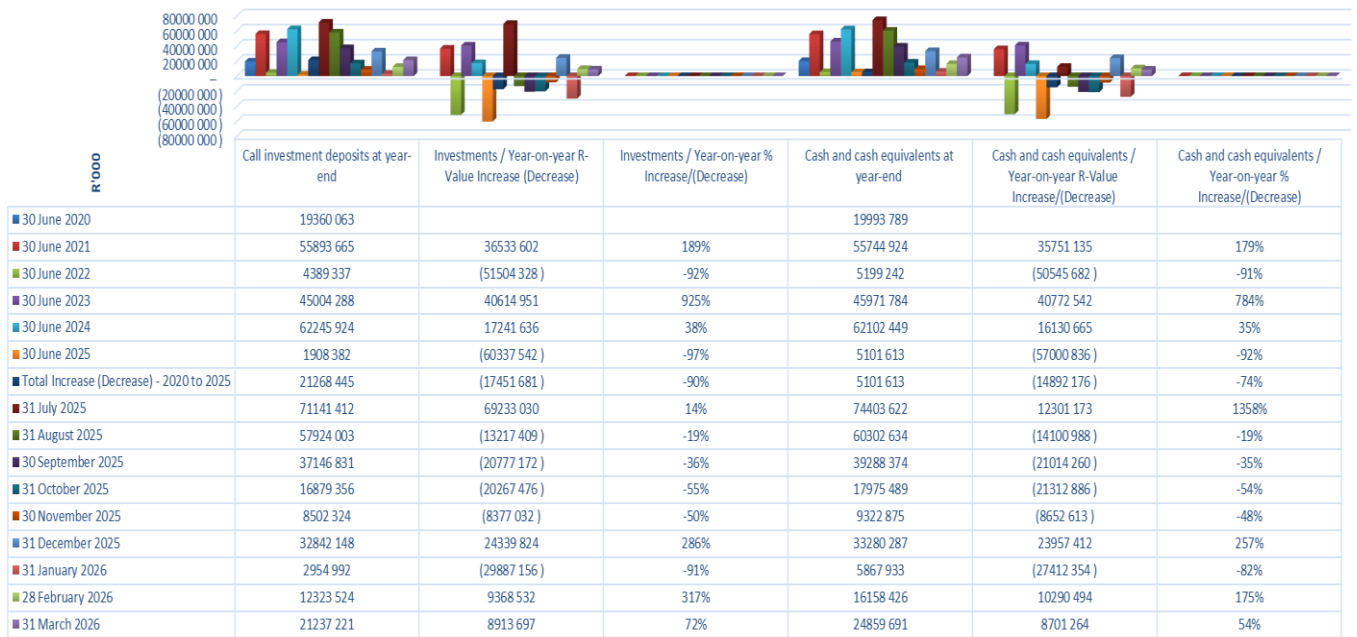


### Chart 3: Total Capital expenditure

- As indicated in the Table 7 and Chart 3 above, the Actual capital expenditure incurred during the month of March amounted to R23.7 million. The Municipality achieved 69% of capital grants when compared to YTD Budget.
- It should be noted that capital expenditure excludes VAT.

## 4.4 Cash flows

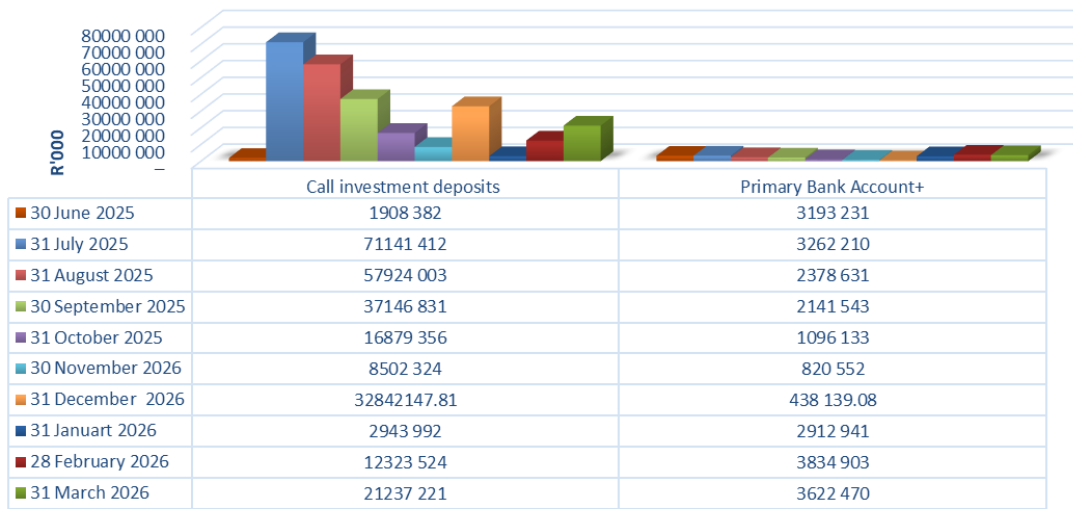
**Chart 4: Call investment deposits and Cash & cash equivalents at year-end**



**Chart 4: Call Investment deposit and cash equivalents at year-end**

- Comparatively, over the past years, investments increased by R36, 534 million or 189% from 2020 to 2021 financial year. There was a decrease of R51, 405 million on the call investments from 2021 to 2022 whilst the total investments increased by R42, 886 million from 2020 to 2024.
- With regards to the Cash and cash equivalents, comparatively for the year ended 2021, it was R55, 745 million, which decreased to R5 199 million in 2022. There was a decrease of R50, 546 million from 2021 to 2022. The Cash and cash equivalents at the year-end of 2023/24 financial year amounted to R62 102 million, inclusive of unspent of R 28 527 million. At the end of June 2024 cash and cash equivalents amounted to R5.1 million. The cash and cash equivalent as at March amounted to R24.9 million resulting to increase of R8.7 million when compared to last month cash and cash equivalent.

**Chart 5: Cash and cash equivalent**



**Chart 5: Cash & cash equivalents and Cost coverage ration**

- With regards to the Cash and cash equivalents, the above report shows the Cash and Cash equivalent comparatively from June 2025. At the end of March 2026 the report shows the total amount of R21.2 million on call investments and R 3.6 million on Primary account, thus result to Cash and cash equivalents of R24.9 million at the end of March 2026.

## 5. In-year budget statement tables

The financial results for the period under review are attached consisting of the following Tables, in Annexure A

- Table C1: Summary
- Table C2: Financial Performance (Functional Classification)
- Table C3: Financial Performance (Revenue and Expenditure by Municipal vote)
- Table C4: Financial Performance (Revenue and Expenditure)
- Table C5: Capital Expenditure by vote, functional classification and funding
- Table C6: Statement of Financial Position
- Table C7: Cash Flow

## PART 2: SUPPORTING DOCUMENTATION

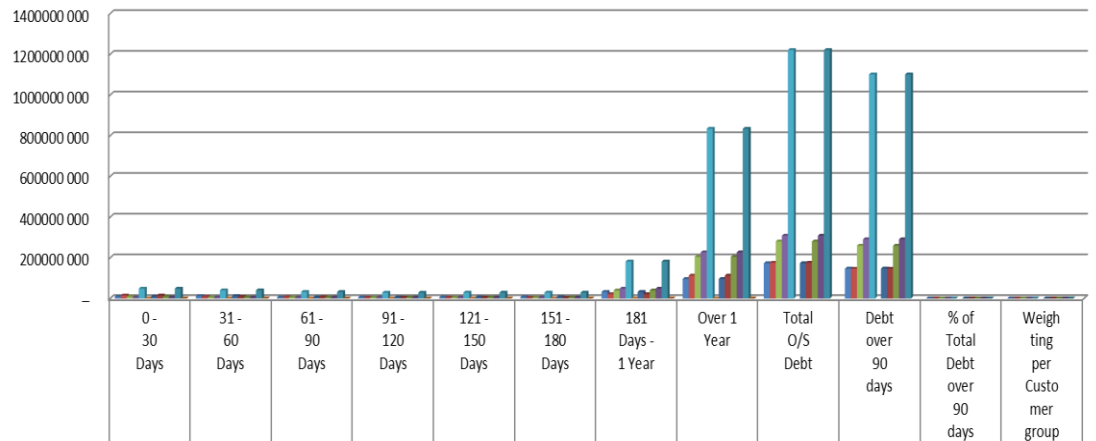
### 6. Debtors' Analysis

FS203 Ngwathe - Supporting Table SC3 Monthly Budget Statement - aged debtors - M09 March											
Description	NT Code	Budget Year 2025/26								Total	Total over 90 days
		0-30 Days	31-60 Days	61-90 Days	91-120 Days	121-150 Dys	151-180 Dys	181 Dys-1 Yr	Over 1Yr		
<b>R thousands</b>											
<b>Debtors Age Analysis By Income Source</b>											
Trade and Other Receivables from Exchange Transactions - Water	1200	8 924	11 772	5 734	5 464	6 036	6 966	32 223	95 972	173 090	146 660
Trade and Other Receivables from Exchange Transactions - Electricity	1300	14 554	7 986	7 007	4 448	4 416	3 557	21 007	112 245	175 221	145 674
Receivables from Non-exchange Transactions - Property Rates	1400	8 989	6 138	5 729	5 322	5 315	5 099	39 009	204 535	280 137	259 280
Receivables from Exchange Transactions - Waste Water Management	1500	5 503	4 776	4 614	4 538	4 428	4 675	24 922	117 847	171 303	156 410
Receivables from Exchange Transactions - Waste Management	1600	3 883	3 303	3 112	3 055	2 999	2 994	16 126	75 071	110 543	100 246
Receivables from Exchange Transactions - Property Rental Debtors	1700	-	-	-	-	-	-	-	-	-	-
Interest on Arrear Debtor Accounts	1810	6 241	5 808	5 555	5 552	5 287	5 235	47 955	226 596	308 228	290 624
Recoverable unauthorised, irregular, fruitless and wasteful expenditure	1820	-	-	-	-	-	-	-	-	-	-
Other	1900	43	171	39	37	72	29	183	1 622	2 195	1 942
<b>Total By Income Source</b>	<b>2000</b>	<b>48 136</b>	<b>39 954</b>	<b>31 790</b>	<b>28 416</b>	<b>28 552</b>	<b>28 555</b>	<b>181 425</b>	<b>833 888</b>	<b>1 220 716</b>	<b>1 100 836</b>
<b>2019/20 - totals only</b>										-	-
<b>Debtors Age Analysis By Customer Group</b>											
Organs of State	2200	5 297	6 745	5 241	5 092	6 012	5 219	33 888	174 951	242 446	225 163
Commercial	2300	19 316	11 702	9 616	7 872	6 867	7 021	41 098	244 118	347 610	306 976
Households	2400	23 514	21 498	16 924	15 443	15 625	16 310	106 400	414 634	630 349	568 413
Other	2500	9	9	9	9	47	6	38	184	311	284
<b>Total By Customer Group</b>	<b>2600</b>	<b>48 136</b>	<b>39 954</b>	<b>31 790</b>	<b>28 416</b>	<b>28 552</b>	<b>28 555</b>	<b>181 425</b>	<b>833 888</b>	<b>1 220 716</b>	<b>1 100 836</b>

**Table 8: Supporting Table SC3: Aged Debtors**

- As indicated in Table 8 above, the total outstanding debt by Income Source and Customer Group, which has a total outstanding Debtors amounting to R1.2 billion as at the end of March 2026.

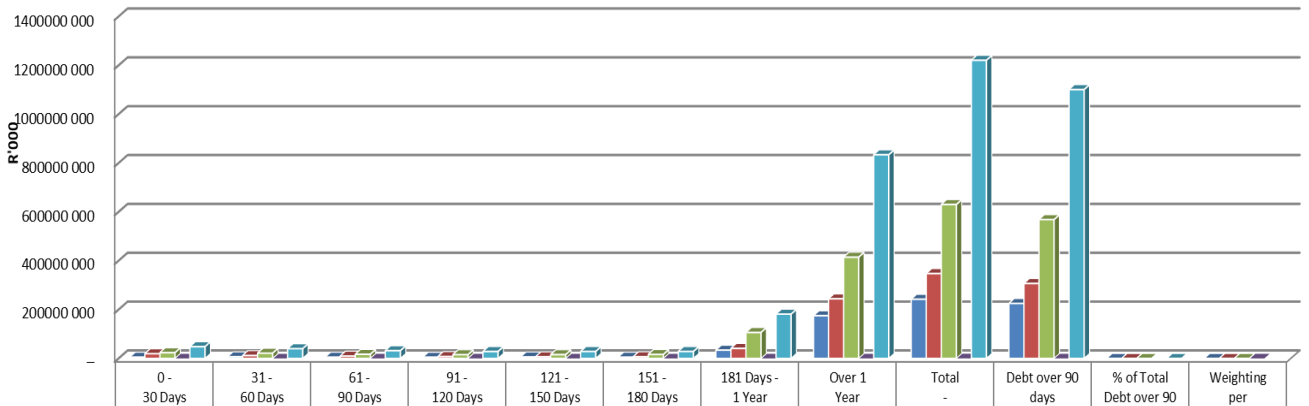
**Chart 6.1: Debtor's Age Analysis per Customer Group as at 31 March 2026**



	0 - 30 Days	31 - 60 Days	61 - 90 Days	91 - 120 Days	121 - 150 Days	151 - 180 Days	181 Days - 1 Year	Over 1 Year	Total O/S Debt	Debt over 90 days	% of Total Debt over 90 days	Weighting per Customer group
Trade and Other Receivables from Exchange Transactions - Water	8923 535	11772 215	5733 532	5463 518	6035 558	6966 214	32223 126	95971 819	173089 517	146660 235	85%	14%
Trade and Other Receivables from Exchange Transactions - Electricity	14553 821	7986 441	7006 744	4448 000	4416 323	3557 447	21006 888	112245 327	175220 991	145673 985	83%	14%
Receivables from Non-exchange Transactions - Property Rates	8989 164	6137 934	5729 444	5322 194	5314 634	5099 305	39009 295	204534 681	280136 651	259280 109	93%	23%
Interest on Arrear Debtor Accounts	6241 225	5807 576	5555 018	5551 839	5287 197	5234 664	47954 696	226595 697	308227 912	290624 093	94%	25%
Total By Income Source	48136 069	39954 124	31789 644	28416 005	28551 908	28555 310	181425 111	833887 875	1220716 04	1100836 20	90%	100%
Weighting per age analysis	4%	3%	3%	2%	2%	2%	15%	68%				

**Chart 6.1: Outstanding Debt by Income Source**

**Chart 6.2: Debtor's Age Analysis per Customer Group as at 31 March 2026**



	0 - 30 Days	31 - 60 Days	61 - 90 Days	91 - 120 Days	121 - 150 Days	151 - 180 Days	181 Days - 1 Year	Over 1 Year	Total	Debt over 90 days	% of Total Debt over 90 days	Weighting per Customer group
Organs of State	5296 969	6744 942	5241 161	5091 571	6012 177	5219 430	33888 428	174951 476	242446 154	225163 082	93%	20%
Commercial	19315 953	11701 732	9616 026	7872 448	6867 427	7020 540	41097 916	244118 085	347610 127	306976 416	88%	28%
Households	23513 736	21498 396	16923 937	15443 277	15625 113	16309 672	106400 479	414634 317	630348 927	568412 858	90%	52%
Other	9 411	9 054	8 520	8 709	47 191	5 668	38 288	183 997	310 838	283 853		0%
Total By Customer Group	48136 069	39954 124	31789 644	28416 005	28551 908	28555 310	181425 111	833887 875	1220716 046	1100836 209	90%	

**Chart 6.2: Outstanding Debt by Customer Group**

Indicated in Chart 6.2 above, is the total outstanding debtors by Customer Group, including the debt they owe over 90 days, with the percentage of the total Debtors over 90 days and percentage weighting.

The percentage weighting of debt owed by customer Group, over 90 is as follows:

- The Organs of state are sitting at 93%,
- Household at 90% and
- Commercial at 88%

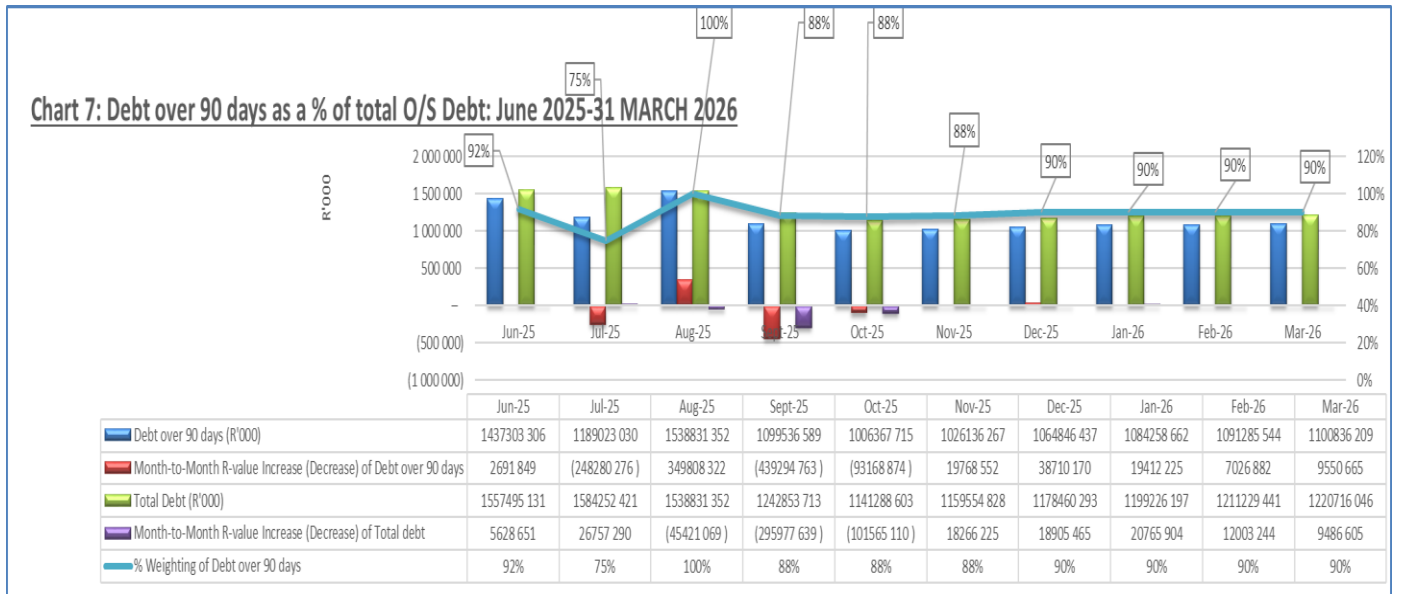
The percentage weighting of debt owed by Customer Group is:

- Household at 52%. Total debt outstanding is R630million;
- Commercial at 28%, total debt outstanding is R348 million;
- Organs of State at 20%, total debt outstanding is R242 million;

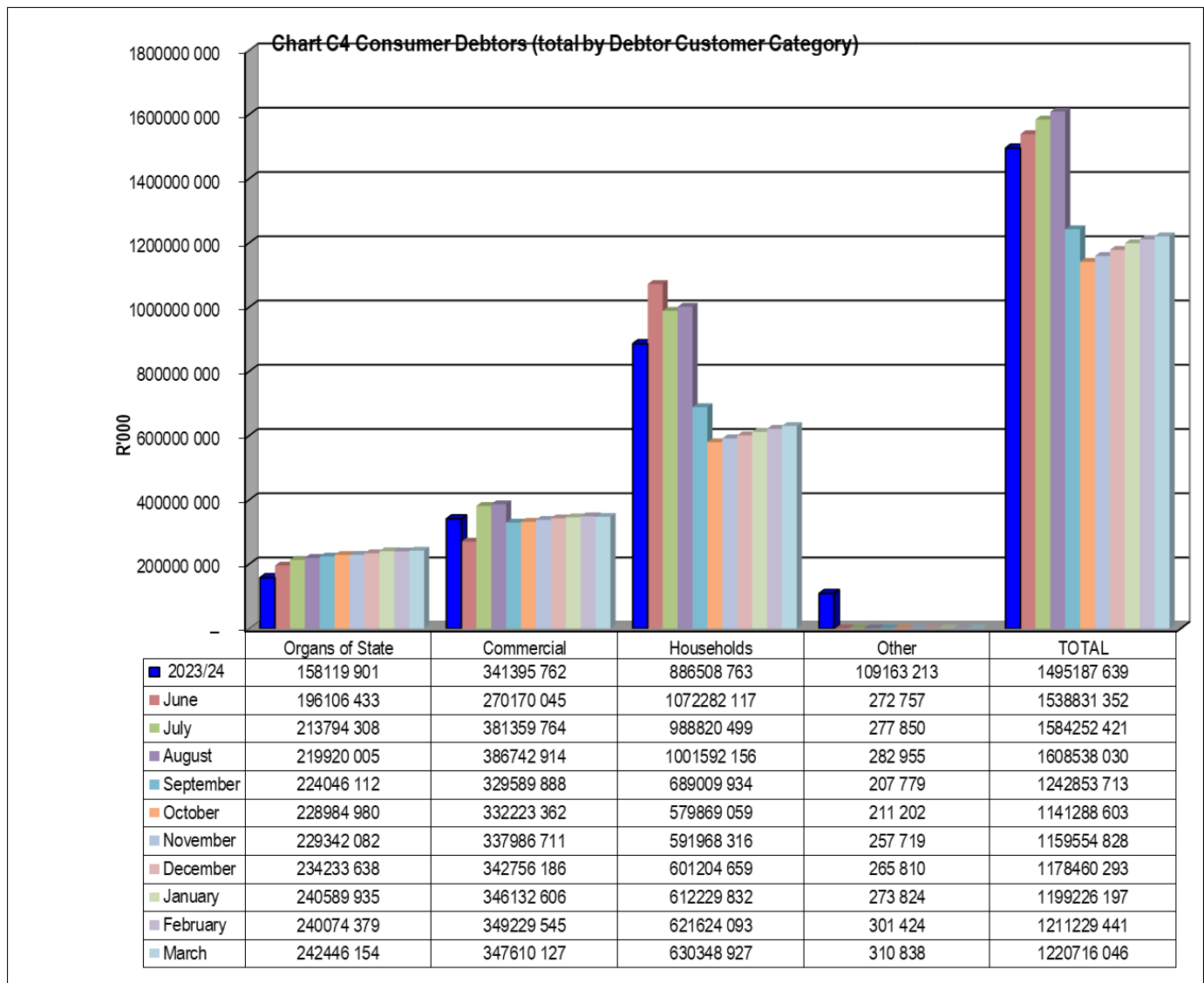
**The Municipality has come up with the Revenue enhancement strategies, which were first adopted in October 2022. The have been revised so that it can be implemented and as per Section 64, the revenue needs to be reconciled in order to ensure the completeness of Revenue, improve the collection rate, enhance customer relations and reduce losses. The strategies inter alia include the following as extracted from the turnaround and financial recovery plan: -**

- Data Cleansing
- Improve the accuracy of monthly billing
- Installation of replacement water electricity meters
- Ensure monitoring of the electricity prepaid meters for possible bridging
- Replace the faulty or damaged water meters which are to be replaced – already underway
- Update the indigent register – ongoing process
- Ensure that all billable properties are billed for Property rates and services
- Ensure that customers are billed at the correct approved tariff by linking each customer to the correct tariff code loaded on the system
- Reduce Electricity and Water losses
- Introduce cost reflective tool
- General Valuation Roll reconciliation

Chart 7 below, month on month summary of debt over 90 days as a percentage of total O/S debt which is at 88% for the month under review

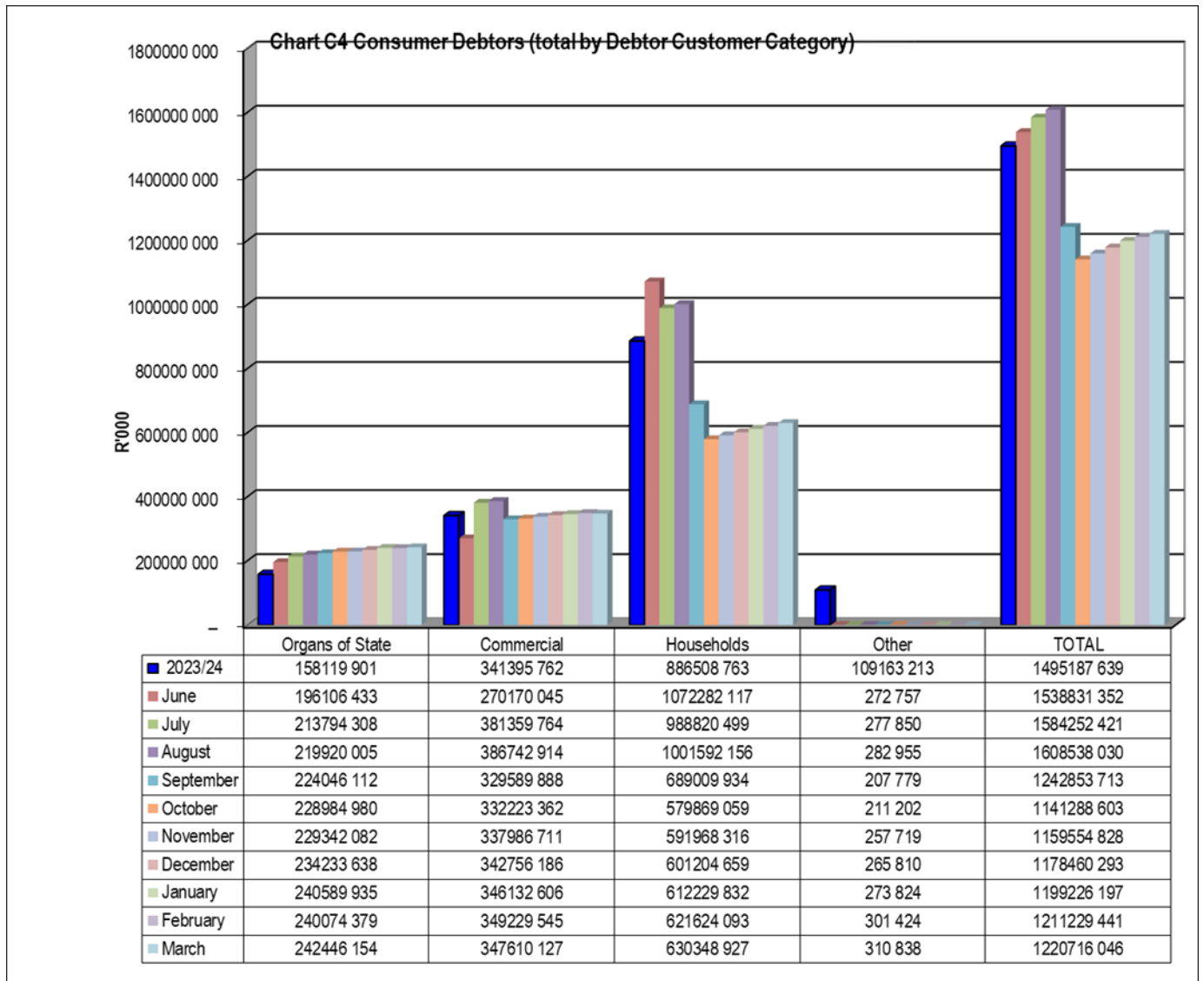


**Chart 7: Debt over 90 days as a percentage of total O/S Debt**



### Chart 8: Aged Customer Debtor Analysis

- Indicated in Chart 8 above, is the total outstanding debt for the month of March amounts to R1.2 billion



### Chart 9 Consumer Debtors (Total by Debtor Customer Category)

- Chart 9 above, shows the Debtors Age Analysis by Customer Group from June 2024 to March 2026.

## Revised Average Collection Rate

# BILLING REPORT FOR 2025/2026

Service	FEB 2026 Billing	Payment (Mar)	Collection rate per service %
RATES	R 10 581 108	4 587 369	43%
BASIC ELEC	R 2 493 450	R 1 387 548	56%
ELECTRICITY	R 10 584 875	13 215 320	125%
PREPAID INCOME	R 10 338 168	10 338 168	100%
BASIC WATER	R 2 697 143	696 717	26%
WATER	R 5 122 984	1 341 169	26%
SEWERAGE	R 6 543 448	3 125 604	48%
REFUSE	R 5 171 031	1 664 268	32%
INTEREST	R 5 520 334	R 599 662	11%
SUNDRY	R 35 301	10 999	31%
<b>TOTAL</b>	<b>59 087 842</b>	<b>36 966 826</b>	<b>63%</b>

**Table 9: Monthly collection Rate**

- The collection rate for March is 63%

**Table 10: Revised Average collection rate**

- Non Applicable

# BILLING REPORT FOR 2025/2026

	Service	FEB 2026 Billing	Payment (Mar)	Collection rate per service %
	RATES	R 10 581 108	4 587 369	43%
	BASIC ELEC	R 2 493 450	R 1 387 548	56%
	ELECTRICITY	R 10 584 875	13 215 320	125%
	BASIC WATER	R 2 697 143	696 717	26%
	WATER	R 5 122 984	1 341 169	26%
	SEWERAGE	R 6 543 448	3 125 604	48%
	REFUSE	R 5 171 031	1 664 268	32%
	INTEREST	R 5 520 334	R 599 662	11%
	SUNDRY	R 35 301	10 999	31%
	<b>TOTAL</b>	<b>48 749 674</b>	<b>26 628 658</b>	<b>55%</b>

**Table 11: Collection rate excluding prepaid electricity**

**Chart 12: Billing receipts per customer Group**

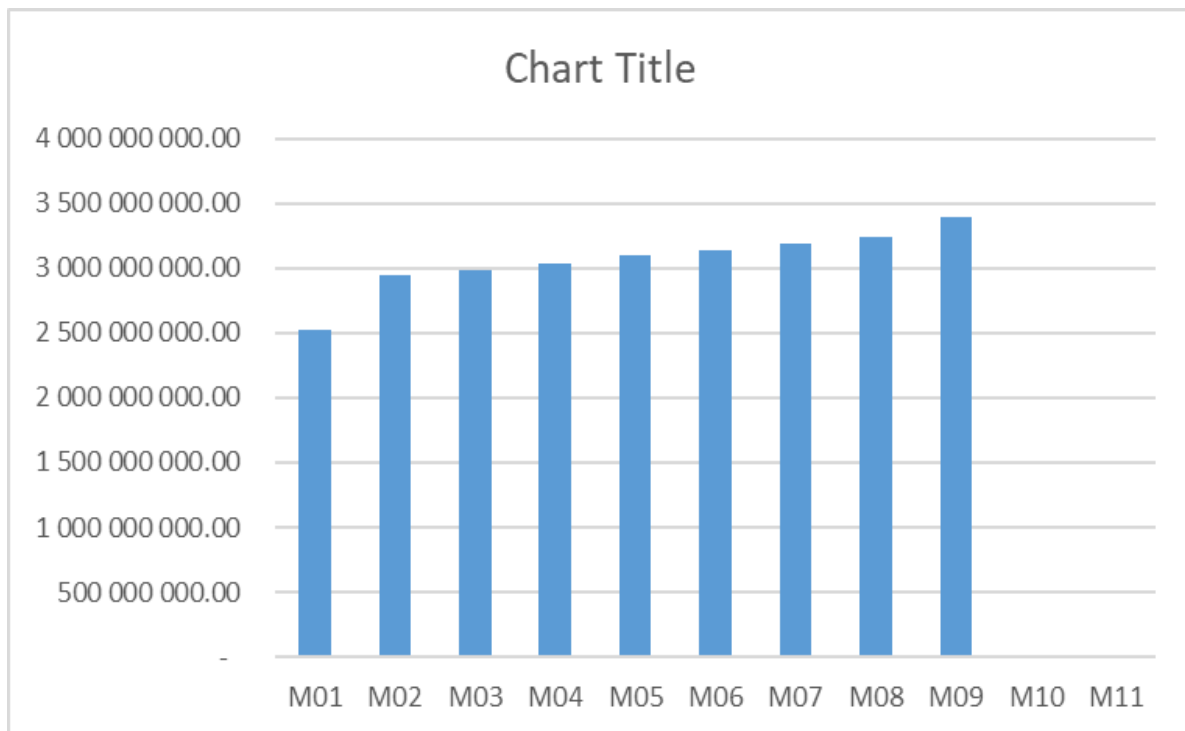
## 7. Creditors' Analysis

### FS203 Ngwathe - Supporting Table SC4 Monthly Budget Statement - aged creditors - M09 Mar

Description	NT Code	Budget Year 2025/26									Prior year totals for chart (same period)
		0 - 30 Days	31 - 60 Days	61 - 90 Days	91 - 120 Days	121 - 150 Days	151 - 180 Days	181 Days - 1 Year	Over 1 Year	Total	
R thousands	NT Code										
<b>Creditors Age Analysis By Customer Type</b>											
Bulk Electricity	0100	42 713	46 947	43 615	47 432	45	-	-	2 830 100	3 010 852	
Bulk Water	0200	4 967	4 724	4 265	5 126	28 365	-	-	152 063	199 511	
PAYE deductions	0300	5 006	-	-	-	-	-	-	-	5 006	
VAT (output less input)	0400	-	-	-	-	-	-	-	-	-	
Pensions / Retirement deductions	0500	3 875	-	-	-	-	-	-	-	3 875	
Loan repayments	0600	-	-	-	-	-	-	-	-	-	
Trade Creditors	0700	21 728	1 369	1 641	4 577	635	477	518	8 693	39 638	
Auditor General	0800	-	-	-	-	-	-	-	-	-	
Other	950	-	-	-	-	-	-	-	-	-	
Medical Aid deductions	950	3 132	-	-	-	-	-	-	-	3 132	
<b>Total By Customer Type</b>	<b>1000</b>	<b>81 420</b>	<b>53 040</b>	<b>49 521</b>	<b>57 135</b>	<b>29 045</b>	<b>477</b>	<b>518</b>	<b>2 990 856</b>	<b>3 262 014</b>	<b>-</b>

**Table 11: Supporting table SC4: Aged Creditors**

<b>AC : AGE ANALYSIS OF CREDITORS (All values in Rand)</b>										
		M01	M02	M03	M04	M05	M06	M07	M08	M09
FS203	2026 Bulk Electricity	2 646 926 015	2 708 467 454	2 756 898 027	2 802 412 445	2 844 959 825	2 887 411 776	2 928 737 931	2 974 284 657	3 010 851 783
FS203	2026 Bulk Water	182 987 925	183 554 073	183 377 154	184 152 188	183 725 915	176 894 403	204 977 747	209 355 370	199 511 169
FS203	2026 PAYE deductions	4 777 968	4 698 263	4 843 887	3 815 504	4 837 108	5 520 984	5 324 503	9 034 932	5 006 035
FS203	2026 VAT (output less input)	0	0	0	0	0	0	0	0	0
FS203	2026 Pensions / Retirement	3 670 469	3 726 698	3 757 771	0	0	3 813 103	3 816 598	3 874 069	3 874 644
FS203	2026 Loan repayments	0	0	0	0	0	0	0	0	0
FS203	2026 Trade Creditors	37 873 568	44 745 743	31 105 449	41 607 619	57 511 901	59 626 992	33 207 551	32 862 961	39 638 086
FS203	2026 Auditor General	31 023	965 981	2 212 071	4 634 540	8 317 098	6 022 206	6 097 509	6 047 939	0
FS203	2026 Other	0	0	0	0	0	0	0	0	0
FS203	2026 Medical Aid	2 792 431	2 822 687	2 836 573	0	0	2 791 367	3 114 820	3 171 704	3 131 818
FS203	2026	<b>2 524 145 251.00</b>	<b>2 948 980 900.58</b>	<b>2 985 030 931.98</b>	<b>3 036 622 295.93</b>	<b>3 099 351 847.47</b>	<b>3 142 080 832.14</b>	<b>3 185 276 658.46</b>	<b>3 238 631 632.14</b>	<b>3 262 013 535.00</b>



**Chart 13: Aged Creditors Analysis**

- Bulk Electricity – As of 31 March 2026, the outstanding debt owed to Eskom amounted to R3 billion. Ngwathe Municipality has been approved to participate in the Municipal Debt Relief Programme confirming that the municipality has met the pre-conditions outlined in the programme’s framework, one of the conditions for debt relief is the regular payment of the Eskom current account. To support this the municipality is in the process of implementing the following measures: Strengthening electricity meter audits, Implementation of disconnections (cut-offs), Strict enforcement of credit control handing over overdue accounts to attorneys.
- Bulk Water – As of 31 March 2026, the outstanding debt owed to the Department of Water and Sanitation stands at R200 million. The municipality has been approved to participate in the Debt Relief Programme and has shown improvement in making payments to DWS. The amount owed to Rand Water is R29 million and DWS R170 million. The municipality has been consistently paying the current Rand Water account since October 2024 and allocates R7 million from Equitable Share receipts towards reducing the arrears.
- PAYE - As at 31 March 2026, the municipality had an outstanding balance of R5 million.
- Pensions and Medical Aids – As at 31 March 2026 reflect total of R3,9 million for pension funds and 3.1 million for medical aids. Employee-related statutory deductions are paid on or before the 7th of each month. However, this report was generated on the last day of the month before these transactions were due or fully captured in the financial system.
- Trade Creditors -The municipality owes R39.6 million to suppliers listed in its database. A draft Cost Containment Policy is under review and once implemented it will assist in reducing the costs related to these creditors improving the municipality’s financial sustainability.
- Auditor General – The Municipality does not owe AG as at to date.

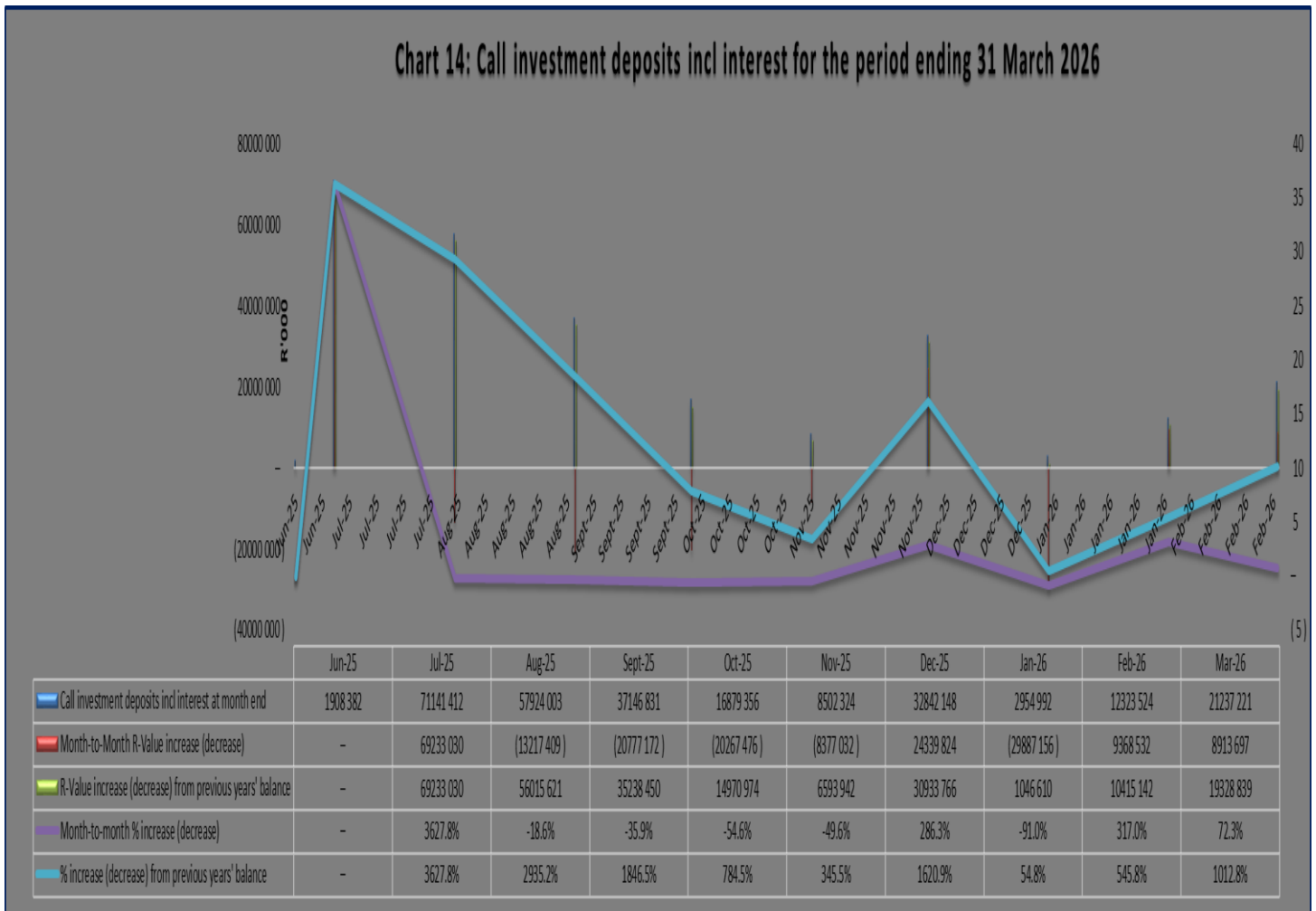
## 8. Investment portfolio analysis

**FS203 Ngwathe - Supporting Table SC5 Monthly Budget Statement - investment portfolio - M09 Mar**

Investments by maturity Name of institution & investment ID	Type of Investment	Expiry date of investment	Opening balance	Interest to be realised	Partial / Premature Withdrawal (4)	Investment Top Up	Closing Balance
<b>Municipality</b>							
ABSA [Equitable Share]	Call account	31 July 2025	5	61	(71 963)	72 000	103
ABSA [RBIG]	Call account	31 July 2025	53	0		4 000	4 054
ABSA [WSIG]	Call account	31 July 2025	8 201	6	(7 160)		1 048
ABSA [ELECT INCOME]	Call account	31 July 2025	43	46	(54 020)	54 000	69
ABSA [MIG]	Call account	31 July 2025	4	33	(6 650)	22 220	15 607
ABSA [MSIG]	Call account	31 July 2025	7	1	(5 000)	5 000	8
ABSA [INEG]	Call account	31 July 2025	3 808	7	(3 670)	–	145
ABSA [FMG]	Call account	31 July 2025	202	1			203
Heilbron Sanlam policy	Policy	31 July 2025	705				705
Sanlam shares	Shares	31 July 2025	217				217
<b>TOTAL INVESTMENTS AND INTEREST</b>			<b>13 246</b>	<b>156</b>	<b>(148 463)</b>	<b>157 220</b>	<b>22 159</b>

**Table 12: Supporting Table SC5: Investment portfolio**

**Chart 14: Call investment deposits incl interest for the period ending 31 March 2026**



## Chart 14: Call Investments deposit at month-end

- The above Chart show that from February to March the investment has increased by R8.9 million

FS203 Ngwathe - Supporting Table SC6 Monthly Budget Statement - transfers and grant receipts - M09 March

Description	Ref	2024/25	Budget Year 2025/26							
		Audited Outcome	Original Budget	Adjusted Budget	Monthly actual	YearTD actual	YearTD budget	YTD variance	YTD variance %	Full Year Forecast
<b>R thousands</b>										
<b>RECEIPTS:</b>	1,2									
<b>Operating Transfers and Grants</b>										
<b>National Government:</b>		253 536	296 280	296 280	72 304	293 801	222 210	71 592	32.2%	296 280
Energy Efficiency and Demand Side Management Grant		961	-	-	-	-	-	-	-	-
Equitable Share		248 094	288 814	288 814	72 204	288 814	216 610	72 204	33.3%	288 814
Expanded Public Works Programme Integrated Grant		1 480	2 553	2 553	-	2 553	1 915	638	33.3%	2 553
Local Government Financial Management Grant		3 000	3 000	3 000	100	2 434	2 250	184	8.2%	3 000
Municipal Disaster Relief Grant		-	-	-	-	-	-	-	-	-
Municipal Infrastructure Grant	3	-	1 913	1 913	-	-	1 434	(1 434)	-100.0%	1 913
Other transfers and grants [insert description]		-	-	-	-	-	-	-	-	-
<b>Provincial Government:</b>		-	-	-	-	-	-	-	-	-
Infrastructure Grant		-	-	-	-	-	-	-	-	-
Other transfers and grants [insert description]		-	-	-	-	-	-	-	-	-
<b>District Municipality:</b>		-	-	-	-	-	-	-	-	-
[insert description]		-	-	-	-	-	-	-	-	-
<b>Other grant providers:</b>		559	-	353	-	-	141	(141)	-100.0%	353
Local Government Water and Related Service SETA		559	-	353	-	-	141	(141)	-100.0%	353
<b>Total Operating Transfers and Grants</b>	5	254 095	296 280	296 633	72 304	293 801	222 351	71 451	32.1%	296 633
<b>Capital Transfers and Grants</b>										
<b>National Government:</b>		-	-	-	-	-	-	-	-	-
<b>Provincial Government:</b>		-	-	-	-	-	-	-	-	-
[insert description]		-	-	-	-	-	-	-	-	-
<b>District Municipality:</b>		-	-	-	-	-	-	-	-	-
[insert description]		-	-	-	-	-	-	-	-	-
<b>Other grant providers:</b>		-	-	-	-	-	-	-	-	-
[insert description]		-	-	-	-	-	-	-	-	-
<b>Total Capital Transfers and Grants</b>	5	-	-	-	-	-	-	-	-	-
<b>TOTAL RECEIPTS OF TRANSFERS &amp; GRANTS</b>	5	254 095	296 280	296 633	72 304	293 801	222 351	71 451	32.1%	296 633

Table 13: Supporting Table SC6: Transfers and grant receipts

- The Transfers and Grants receipts table only recognise the receipts once the condition has been met except for Equitable Share. The Municipality received the equitable share of R72 million

## 9. Allocation and grant receipts and expenditure

### Operational and Capital Grants: Receipts

FS203 Ngwathe - Supporting Table SC7(1) Monthly Budget Statement - transfers and grant expenditure - M09 March

Description	Ref	2024/25	Budget Year 2025/26							
		Audited Outcome	Original Budget	Adjusted Budget	Monthly actual	YearTD actual	YearTD budget	YTD variance	YTD variance %	Full Year Forecast
R thousands										
<b>EXPENDITURE</b>										
<b>Operating expenditure of Transfers and Grants</b>										
National Government:		233 453	266 830	290 995	20 053	179 435	209 774	(30 339)	-14.5%	290 995
Energy Efficiency and Demand Side Management Grant		-	-	-	-	-	-	-	-	-
Equitable Share		229 547	259 174	283 860	19 874	175 179	204 240	(29 061)	-14.2%	283 860
Expanded Public Works Programme Integrated Grant		1 995	2 553	2 553	-	1 227	1 915	(688)	-35.9%	2 553
Local Government Financial Management Grant		1 622	3 190	2 669	160	2 179	2 184	(5)	-0.2%	2 669
Municipal Disaster Relief Grant		-	-	-	-	-	-	-	-	-
Municipal Infrastructure Grant		288	1 913	1 913	20	849	1 434	(585)	-40.8%	1 913
Provincial Government:		-	-	-	-	-	-	-	-	-
Infrastructure Grant		-	-	-	-	-	-	-	-	-
District Municipality:		-	-	-	-	-	-	-	-	-
Other grant providers:		-	-	-	-	-	-	-	-	-
<b>Total operating expenditure of Transfers and Grants:</b>		<b>233 453</b>	<b>266 830</b>	<b>290 995</b>	<b>20 053</b>	<b>179 435</b>	<b>209 774</b>	<b>(30 339)</b>	<b>-14.5%</b>	<b>290 995</b>
<b>Capital expenditure of Transfers and Grants</b>										
National Government:		119 959	122 907	122 907	18 160	77 990	92 181	(14 191)	-15.4%	122 907
Integrated National Electrification Programme Grant		14 798	11 135	11 135	1 243	8 434	8 351	83	1.0%	11 135
Local Government Financial Management Grant		-	-	-	-	-	-	-	-	-
Municipal Infrastructure Grant		37 973	36 339	36 339	6 020	24 765	27 255	(2 489)	-9.1%	36 339
Regional Bulk Infrastructure Grant		59 498	60 000	60 000	8 322	34 011	45 000	(10 989)	-24.4%	60 000
Water Services Infrastructure Grant		7 690	15 433	15 433	2 575	10 779	11 575	(795)	-6.9%	15 433
Provincial Government:		-	-	-	-	-	-	-	-	-
District Municipality:		-	-	-	-	-	-	-	-	-
Other grant providers:		1 762	-	-	-	-	-	-	-	-
Development Bank of South Africa		-	-	-	-	-	-	-	-	-
Discount Benefit Scheme (Housing		1 762	-	-	-	-	-	-	-	-
<b>Total capital expenditure of Transfers and Grants</b>		<b>121 721</b>	<b>122 907</b>	<b>122 907</b>	<b>18 160</b>	<b>77 990</b>	<b>92 181</b>	<b>(14 191)</b>	<b>-15.4%</b>	<b>122 907</b>
<b>TOTAL EXPENDITURE OF TRANSFERS AND GRANTS</b>		<b>355 174</b>	<b>389 737</b>	<b>413 902</b>	<b>38 214</b>	<b>257 424</b>	<b>301 954</b>	<b>(44 530)</b>	<b>-14.7%</b>	<b>413 902</b>

Table 14: Supporting Table SC7(1): Transfers and grant expenditure

Ngwathe Local Municipality (FS203): S71 Monthly Budget Statement

- The above report shows that the total expenditure of transfers and grants as at March 2026 amounts to R257 million on both operational and capital grants.

### Summary of Expenditure per grant

Vote No	Fund	Vote Description	Orig Budget	Amended Budget	Curr mnth Expend	YTD Movement	Unspent	Perc
2045643242073D07Z11	INEP	ELECTRIFICATION PROJECTS (INEP)	11 135 000.00	11 135 000.00	1 243 127.07	8 433 909.47	2 701 090.53	76%
2010647242090C61Z11	MIG	TUMAHOLE: UPGRADING OF 1KM PAVING ROAD	2 628 139.00	1 169 603.00	-	1 169 602.79	0.21	100%
2010647242090D44Z11	MIG	VREDEFORT 2KM PAVING ROADS	7 024 240.00	2 981 743.00	-	-	2 981 743.00	0%
2020644942090D61Z11	MIG	CONSTR 3KM WATERBORNE SANITATION NETWORK	6 442 696.00	6 789 211.00	450 991.57	5 067 802.32	1 721 408.68	75%
2035644502090D27Z11	MIG	COVID-19 REFURB PARYS WATER TREATMENT W	2 272 154.00	2 756 154.00	-	-	2 756 154.00	0%
2035644502090D65Z11	MIG	VREDEFORT: UPGRAD WATER TREATMENT WORKS	5 737 397.00	12 590 885.00	5 316 284.67	9 950 999.75	2 639 885.25	79%
2040644502090D42Z11	MIG	NGWATHE REPLACE 15KM ASBESTOS PIPES	3 732 270.00	4 753 095.00	252 606.90	3 537 771.42	1 215 323.58	74%
2505642042090D58Z11	MIG	PROVISION-SPECILIZED VEHICLES-MOKWALLO	2 800 000.00	2 868 472.00	-	2 608 695.00	259 777.00	91%
2505647352090D43Z11	MIG	MOSEPEDI COMMUNITY HALL REFUR & UPGRADE	3 461 412.00	2 430 236.00	-	2 430 235.64	0.36	100%
			<b>34 098 308.00</b>	<b>36 339 399.00</b>	<b>6 019 883.14</b>	<b>24 765 106.92</b>	<b>11 574 292.08</b>	<b>68%</b>
2020644942094C60Z11	WSIG	REFUR: VREDEFORT WASTE WTW	8 432 965.00	992 034.00	-	992 033.15	0.85	100%
2020644942094DA7Z01	WSIG	REFUR EXISTING CLAY LINES IN HEILBRON IND	-	6 433 000.00	2 112 558.92	2 112 558.92	4 320 441.08	33%
2040644502094D33Z11	WSIG	CONS 3KM PIPELINE&ELEVATED TOWER HEI-PHI	7 000 035.00	8 007 967.00	462 920.00	7 674 860.33	333 106.67	96%
			<b>15 433 000.00</b>	<b>15 433 001.00</b>	<b>2 575 478.92</b>	<b>10 779 452.40</b>	<b>4 653 548.60</b>	<b>70%</b>
2035644502096C57Z11	RBIG	CONSTRUCT PIPELINE KOPPIES - EDENVILLE	17 926 557.00	10 000 000.00	-	8 107 124.34	1 892 875.66	81%
2035644502096DA8Z11	RBIG	KWAKWATSI BULK WATER SUPPLY LINE	-	2 000 000.00	-	-	2 000 000.00	0%
2035644802096C56Z11	RBIG	REFURBISHMENT OF KOPPIES WTW	1 426 856.00	777 837.00	-	777 836.40	0.60	100%
2035644802096D55Z11	RBIG	PARYS WTW UPGRADE AND REFURBISHMENT	40 646 587.00	39 222 163.00	8 321 915.18	25 126 319.86	14 095 843.14	64%
2045643142096DAAZ07	RBIG	CONTRU 5KM MV LINE SUB STATIO PARYS WTW	-	8 000 000.00	-	-	8 000 000.00	0%
			<b>60 000 000.00</b>	<b>60 000 000.00</b>	<b>8 321 915.18</b>	<b>34 011 280.60</b>	<b>25 988 719.40</b>	<b>57%</b>
05056460020CFD12Z11	INTERNAL	FURNITURE & OFFICE EQUIPMENT	-	3 100 000.00	573 160.55	2 078 155.01	1 021 844.99	67%
05056470020CFD93Z11	INTERNAL	UPGRADING OF THE SERVER (WAR ROOM)	2 000 000.00	2 000 000.00	-	27 900.00	1 972 100.00	1%
05056470020CFD94Z11	INTERNAL	TOOLS OF TRADE: COMPUTER EQU - PERSONNEL	2 000 000.00	4 745 908.00	827 010.80	3 086 863.50	1 659 044.50	65%
10056473520CFD89Z11	INTERNAL	MUNICIPAL BUILDING EDENVILLE OFFICE	2 000 000.00	7 094 700.00	-	94 700.00	7 000 000.00	1%
20206449420CFD91Z11	INTERNAL	BUCKET ERRADICTION - NGWATHE	3 000 000.00	1 000 000.00	-	-	1 000 000.00	0%
20356448420CFDACZ11	INTERNAL	PURCHASE OF WATER METERS	-	3 000 000.00	-	-	3 000 000.00	0%
20456432420CFD97Z11	INTERNAL	PARYS ELECTRICITY BULK SUPPLY	2 000 000.00	3 685 500.00	1 400 000.00	3 345 500.00	340 000.00	91%
20456432420CFD98Z11	INTERNAL	MINI-SUBSTATION	2 500 000.00	4 927 625.00	121 730.00	3 098 166.40	1 829 458.60	63%
20456434020CFDABZ11	INTERNAL	PURCHASE OF ELECTRIC METERS	-	3 000 000.00	2 595 192.00	2 595 192.00	404 808.00	87%
20456456020CFD99Z11	INTERNAL	GENERATOR 6.5 KVA ON WHEELS X1	2 000 000.00	2 000 000.00	-	-	2 000 000.00	0%
25056420420CFD70Z11	INTERNAL	YELLOW FLEET - SPECIAL VEHICLE	5 800 000.00	11 920 216.00	-	1 320 216.00	10 600 000.00	11%
25156473520CFDAGZ01	INTERNAL	DEVELOPMENT OF NEW CEMETERIES ALL TOWNS	-	6 736 050.00	-	-	6 736 050.00	0%
25806473520CFDAEZ01	INTERNAL	REHABILITATION -VREDEFORT LANDFILL SITE	-	2 000 000.00	-	-	2 000 000.00	0%
25806473520CFDAFZ11	INTERNAL	REHABILITATION -EDENVILLE LANDFILL SITE	-	2 000 000.00	-	-	2 000 000.00	0%
25806473520CFDAHZ11	INTERNAL	DEVELOPMENT OF EDENVILLE LANDFILL SITE	-	6 200 000.00	-	-	6 200 000.00	0%
25806473520CFDAIZ01	INTERNAL	DEVELOPMENT OF VREDEFORT LANDFILL SITE	-	6 500 000.00	-	-	6 500 000.00	0%
30056473520CFD90Z11	INTERNAL	SMME ALL TOWNS - BUSINESS HUB	9 400 000.00	4 900 000.00	-	-	4 900 000.00	0%
30056473520CFDAZZ10	INTERNAL	UPGRADING OF MIMOSA	15 000 000.00	4 290 000.00	-	4 008 020.33	281 979.67	93%
			<b>45 700 000.00</b>	<b>79 099 999.00</b>	<b>5 517 093.35</b>	<b>19 654 713.24</b>	<b>59 445 285.76</b>	<b>25%</b>
			<b>166 366 308.00</b>	<b>202 007 399.00</b>	<b>23 677 497.66</b>	<b>97 644 462.63</b>	<b>104 362 936.37</b>	<b>48%</b>

Expenditure per Grant										
Description	2024/25	Budget Year 2025/26								
	Audited Outcome	Original Budget	Adjusted Budget	Monthly actual	YearTD actual	YearTD budget	% Spent on Budget	YTD variance	YTD variance	Full Year Forecast
R thousands				March					%	
Integrated National Electrification Programme Grant	14 798	11 135	11 135	1 243	8 434	8 351	76%	83	1.0%	11 135
Municipal Infrastructure Grant	37 973	36 339	36 339	6 020	24 765	27 255	68%	(2 489)	-9.1%	36 339
Regional Bulk Infrastructure Grant	59 498	60 000	60 000	8 322	34 011	45 000	57%	(10 989)	-24.4%	60 000
Water Services Infrastructure Grant	7 690	15 433	15 433	2 575	10 779	11 575	70%	(795)	-6.9%	15 433
Internal Funding	23 580	48 300	79 100	5 517	19 655	59 324 999.25	25%	(39 670)	-66.9%	79 100
<b>Grand Total</b>	<b>143 539</b>	<b>171 207</b>	<b>202 007</b>	<b>23 677</b>	<b>97 644</b>	<b>151 506</b>	<b>48%</b>	<b>(53 861)</b>	<b>-35.6%</b>	<b>202 007</b>

**Table 15: Summary of expenditure per grant**

- As indicated in Table 15 above, the conditional Grants expenditure incurred as at to date represent 48% against the Adjusted Budget.

- Not Applicable

**Table 16: Supporting Tables SC7(2) – Expenditure against approved roll over:**

## 10. Councillor and board member allowances and employee benefits

**FS203 Ngwathe - Supporting Table SC8 Monthly Budget Statement - councillor and staff benefits - M09 March**

Summary of Employee and Councillor remuneration	2024/25	Budget Year 2025/26							
	Audited Outcome	Original Budget	Adjusted Budget	Monthly actual	YearTD actual	YearTD budget	YTD variance	YTD variance	Full Year Forecast
R thousands								%	
	A	B	C						D
<b>Councillors (Political Office Bearers plus Other)</b>									
Basic Salaries and Wages	12 241	13 843	13 809	1 002	9 062	10 369	(1 307)	-13%	13 809
Pension and UIF Contributions	-	178	109	11	91	106	(15)	-14%	109
Medical Aid Contributions	-	-	-	-	-	-	-	-	-
Motor Vehicle Allowance	174	227	251	21	188	180	8	5%	251
Cellphone Allowance	1 684	1 754	1 686	141	1 265	1 288	(23)	-2%	1 686
Housing Allowances	-	-	-	-	-	-	-	-	-
Other benefits and allowances	4 249	4 293	4 440	372	3 332	3 279	54	2%	4 440
<b>Sub Total - Councillors</b>	<b>18 347</b>	<b>20 295</b>	<b>20 295</b>	<b>1 547</b>	<b>13 938</b>	<b>15 221</b>	<b>(1 283)</b>	<b>-8%</b>	<b>20 295</b>
<b>% increase</b>		<b>10.6%</b>	<b>10.6%</b>						<b>10.6%</b>
<b>Senior Managers of the Municipality</b>									
Basic Salaries and Wages	122	6 298	4 710	431	3 795	4 088	(294)	-7%	4 710
Pension and UIF Contributions	0	1 295	9	1	3	457	(454)	-99%	9
Medical Aid Contributions	(2 381)	28	-	-	-	10	(10)	-100%	-
Overtime	-	-	-	-	-	-	-	-	-
Performance Bonus	-	-	-	-	-	-	-	-	-
Motor Vehicle Allowance	77	1 181	3 098	253	2 305	1 653	652	39%	3 098
Cellphone Allowance	-	-	-	-	-	-	-	-	-
Housing Allowances	-	-	-	-	-	-	-	-	-
Other benefits and allowances	-	-	-	-	-	-	-	-	-
Payments in lieu of leave	-	-	-	-	-	-	-	-	-
Long service awards	-	-	-	-	-	-	-	-	-
Post-retirement benefit obligations	-	-	-	-	-	-	-	-	-
Entertainment	-	-	-	-	-	-	-	-	-
Scarcity	-	-	-	-	-	-	-	-	-
Acting and post related allowance	-	-	-	-	-	-	-	-	-
In kind benefits	-	-	-	-	-	-	-	-	-
<b>Sub Total - Senior Managers of Municipality</b>	<b>(2 181)</b>	<b>8 803</b>	<b>7 817</b>	<b>685</b>	<b>6 102</b>	<b>6 208</b>	<b>(105)</b>	<b>-2%</b>	<b>7 817</b>
<b>% increase</b>		<b>-503.7%</b>	<b>-458.5%</b>						<b>-458.5%</b>
<b>Other Municipal Staff</b>									
Basic Salaries and Wages	201 594	214 649	223 778	18 989	166 797	164 638	2 159	1%	223 778
Pension and UIF Contributions	32 126	33 683	36 375	3 085	27 288	26 340	949	4%	36 375
Medical Aid Contributions	16 776	16 831	18 104	1 674	14 022	13 132	890	7%	18 104
Overtime	36 236	28 026	42 195	3 028	27 647	26 687	960	4%	42 195
Performance Bonus	15 038	15 798	17 487	1 590	12 121	12 524	(403)	-3%	17 487
Motor Vehicle Allowance	7 763	7 170	7 670	664	5 727	5 578	149	3%	7 670
Cellphone Allowance	-	-	-	-	-	-	-	-	-
Housing Allowances	731	763	663	55	501	532	(31)	-6%	663
Other benefits and allowances	12 836	12 566	12 001	1 016	8 337	9 199	(862)	-9%	12 001
Payments in lieu of leave	5 057	3 894	2 065	159	1 784	2 189	(405)	-18%	2 065
Long service awards	-	31	-	-	-	11	(11)	-100%	-
Post-retirement benefit obligations	-	-	-	-	-	-	-	-	-
Entertainment	-	-	-	-	-	-	-	-	-
Scarcity	-	-	-	-	-	-	-	-	-
Acting and post related allowance	-	-	-	-	-	-	-	-	-
In kind benefits	-	-	-	-	-	-	-	-	-
<b>Sub Total - Other Municipal Staff</b>	<b>328 155</b>	<b>333 409</b>	<b>360 338</b>	<b>30 260</b>	<b>264 225</b>	<b>260 829</b>	<b>3 395</b>	<b>1%</b>	<b>360 338</b>
<b>% increase</b>		<b>1.6%</b>	<b>9.8%</b>						<b>9.8%</b>
<b>Total Parent Municipality</b>	<b>344 321</b>	<b>362 506</b>	<b>388 450</b>	<b>32 492</b>	<b>284 265</b>	<b>282 258</b>	<b>2 007</b>	<b>1%</b>	<b>388 450</b>
		<b>5.3%</b>	<b>12.8%</b>						<b>12.8%</b>
<b>Unpaid salary, allowances &amp; benefits in arrears:</b>									
<b>TOTAL SALARY, ALLOWANCES &amp; BENEFITS</b>	<b>344 321</b>	<b>362 506</b>	<b>388 450</b>	<b>32 492</b>	<b>284 265</b>	<b>282 258</b>	<b>2 007</b>	<b>1%</b>	<b>388 450</b>
<b>% increase</b>		<b>5.3%</b>	<b>12.8%</b>						<b>12.8%</b>
<b>TOTAL MANAGERS AND STAFF</b>	<b>325 974</b>	<b>342 212</b>	<b>368 155</b>	<b>30 945</b>	<b>270 327</b>	<b>267 037</b>	<b>3 290</b>	<b>1%</b>	<b>368 155</b>

**Ngwathe Local Municipality (FS203): S71 Monthly Budget Statement**

**Table 17: Supporting Table SC8: Councilor and staff benefits**

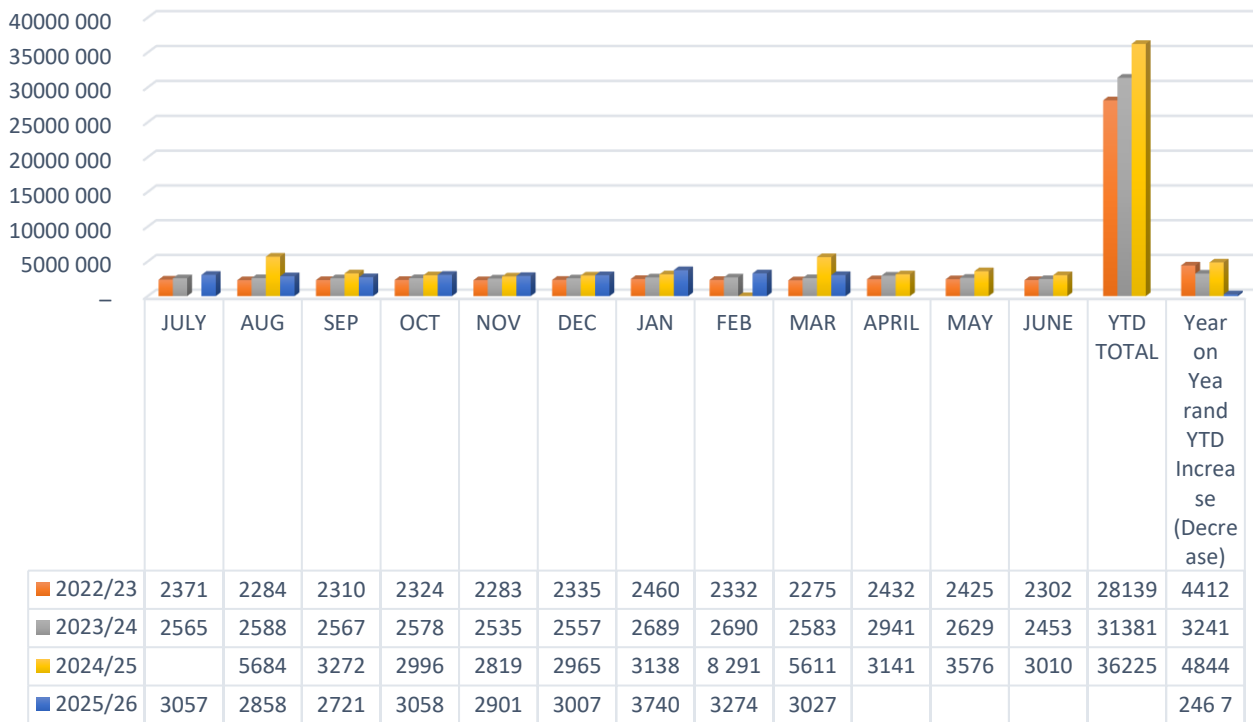
- The Municipality budgeted the total amount of R362.5 million for employee related cost (inclusive of councilors) and it was adjusted to R388 million and expenditure incurred during the month of March 2026 amounts to R32.5 million, YTD Actual of R284 million which result to overspending of R2 million when compared to YTD Budget of R282 million.

OVERTIME EXPENDITURE REPORT FOR MARCH 2026						
Year	Vote No	Vote Description	Exp March	YTD MOV	BUDGET	%
CORPORATE	0505211036060MRCZZ11	MS: OVERTIME - NON STRUCTURED	67 940.16	667 179.60	897 920.00	74%
MM	1005211036099MRCZZ11	MS: OVERTIME - NON STRUCTURED	208 964.16	1 975 209.12	2 666 351.00	74%
FINANCE	1505211036026MRCZZ11	MS: OVERTIME - NON STRUCTURED	20 190.24	257 194.32	355 134.00	72%
TECHNICAL	2005211036099MRCZZ11	MS: OVERTIME - NON STRUCTURED	148 025.52	1 310 182.98	1 877 625.00	70%
ROADS	2020211036044MRCZZ11	MS: OVERTIME - NON STRUCTURED	95 895.84	829 841.76	6 480 906.00	13%
WATER	2035211036055MRCZZ11	MS: OVERTIME - NON STRUCTURED	32 960.16	276 845.34	408 952.00	68%
WATER	2040211036055MRCZZ11	MS: OVERTIME - NON STRUCTURED	34 140.12	332 757.48	465 774.00	71%
ELECTRICITY	2045211036022MRCZZ11	MS: OVERTIME - NON STRUCTURED	4 708.32	42 303.84	56 429.00	75%
COMMUNITY	2505211036026MRCZZ11	MS: OVERTIME - NON STRUCTURED	21 886.08	151 254.48	169 667.00	89%
COMMUNITY	2505211036099MRCZZ11	MS: OVERTIME - NON STRUCTURED	208 514.08	1 684 146.64	2 099 264.00	80%
			<b>843 224.68</b>	<b>7 526 915.56</b>	<b>15 478 022.00</b>	<b>49%</b>
				-		-
CORPORATE	0505211038060MRCZZ11	MS: OVERTIME - STRUCTURED	144 980.66	1 118 091.94	1 495 377.00	75%
MM	1005211038099MRCZZ11	MS: OVERTIME - STRUCTURED	219 854.47	1 997 254.37	2 651 544.00	75%
MAYORS OFFICE	1010211038099MRCZZ11	MS: OVERTIME - STRUCTURED	17 253.15	359 128.29	744 921.00	48%
FINANCE	1505211038026MRCZZ11	MS: OVERTIME - STRUCTURED	72 794.05	704 335.71	944 156.00	75%
TECHNICAL	2005211038099MRCZZ11	MS: OVERTIME - STRUCTURED	437 725.43	3 991 110.97	5 267 983.00	76%
ROADS	20102110380ZDMRCZZ11	MS: OVERTIME - STRUCTURED	25 382.51	232 834.30	308 420.00	75%
SEWERAGE	2020211038044MRCZZ11	MS: OVERTIME - STRUCTURED	164 280.80	1 618 416.73	2 191 499.00	74%
WATER	2035211038055MRCZZ11	MS: OVERTIME - STRUCTURED	155 080.73	1 430 304.47	1 870 402.00	76%
WATER	2040211038055MRCZZ11	MS: OVERTIME - STRUCTURED	83 072.30	839 020.27	1 116 325.00	75%
ELECTRICITY	2045211038026MRCZZ11	MS: OVERTIME - STRUCTURED	265 050.26	2 629 496.99	3 590 791.00	73%
COMMUNITY	2505211038099MRCZZ11	MS: OVERTIME - STRUCTURED	456 052.36	3 759 880.70	4 660 874.00	81%
COMMUNITY	2550211038026MRCZZ11	MS: OVERTIME - STRUCTURED	62 968.21	683 502.54	930 926.00	73%
PARKS	2560211038026MRCZZ11	MS: OVERTIME - STRUCTURED	23 115.61	196 148.56	197 551.00	99%
REFUSE	2580211038033MRCZZ11	MS: OVERTIME - STRUCTURED	56 781.89	560 666.80	745 793.00	75%
			<b>2 184 392.43</b>	<b>20 120 192.64</b>	<b>26 716 562.00</b>	<b>75%</b>
		<b>TOTAL</b>	<b>3 027 617.11</b>	<b>27 647 108.20</b>	<b>42 194 584.00</b>	<b>66%</b>

**Table 18: Current YTD Overtime expenditure excl. Night-Shift allowance**

- The Municipality budgeted the amount of R28 million in the main budget and it was increased to R42 million during the adjustment budget, spent R3 million during the month of March.
- The Total amount spent as at to date amount to R27.6 million which represent 66% against the adjusted budget. The Overtime shows increase of R247 000 when compared to February expenditure.

**Chart 14.2: Monthly and Annual Overtime Comparison - Jul  
2022 to March 2026**



**Chart 14.1: Overtime Actual vs Budget -2022-2026**

	JULY	AUG	SEP	OCT	NOV	DEC	JAN	FEB	MAR	APRIL	MAY	JUNE	YTD TOTAL	Year on Year and YTD Increase (Decrease)
2020/21	2 028	1 820	1 966	1 978	2 015	1 954	2 142	2 191	2 071	2 144	2 097	1 322	23 728	
2022/23	2 372	2 284	2 311	2 325	2 284	2 335	2 461	2 332	2 276	2 432	2 425	2 303	28 140	4 412
2023/24	2 565	2 589	2 568	2 578	2 535	2 558	2 690	2 691	2 584	2 941	2 630	2 454	31 382	3 242
2024/25		5 685	3 272	2 996	2 819	2 965	3 139	8	5 612	3 142	3 576	3 011	36 226	4 844
2025/26	3 058	2 858	2 721	3 059	2 902	3 007	3 741	3 274	3 028					247

**Chart 14.2: Monthly and Annual Overtime Comparison –July 2020-June 2026**

- The Municipality budgeted the amount of R28 million and it was increased to R 42 million. The Municipality spent R3 million in March. The overtime has increased by R247 000 when compare to February expenditure.

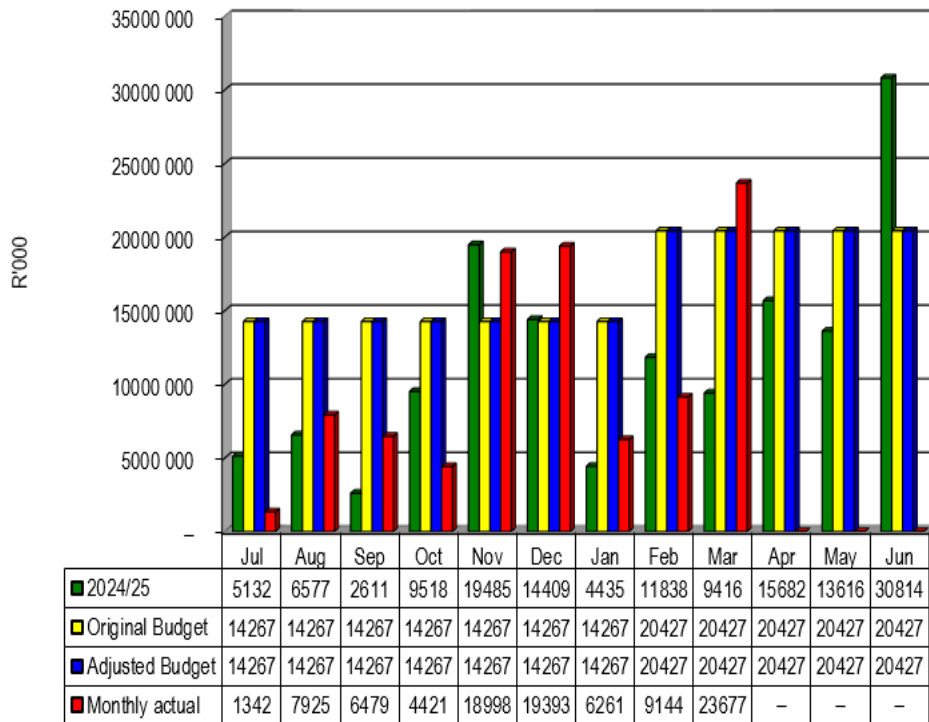
## 11. Material variances to the service delivery and budget implementation plan

- Material variances are primarily addressed in the Executive summary under Sections 4.1 to 4.3 or emphasised elsewhere in this Monthly Budget Statement.

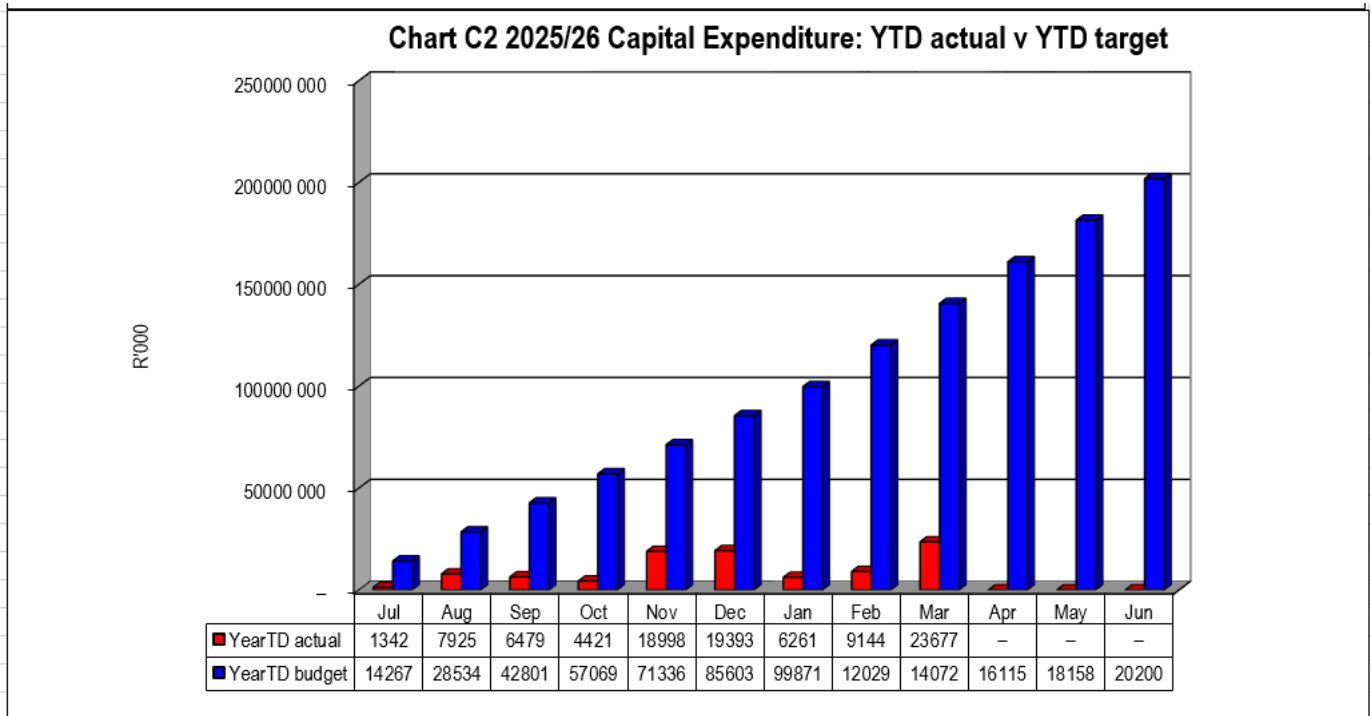
## 12. Capital programme performance

Please refer to notes on capital Expenditure in the Executive Summary-Section 4.3

**Chart C1 2025/26 Capital Expenditure Monthly Trend: actual v target**



**Chart 15: Capital Expenditure Monthly Trend: actual vs YTD target**



**Chart 16: Capital Expenditure YTD actual vs YTD target**

Vote No	Fund	Vote Description	Orig Budget	Amended Budget	Curr mnth Expend	YTD Movement	Unspent	Perc
2045643242073D07Z11	INEP	ELECTRIFICATION PROJECTS (INEP)	11 135 000.00	11 135 000.00	1 243 127.07	8 433 909.47	2 701 090.53	76%
2010647242090C61Z11	MIG	TUMAHOLE: UPGRADING OF 1KM PAVING ROAD	2 628 139.00	1 169 603.00	-	1 169 602.79	0.21	100%
2010647242090D44Z11	MIG	VREDEFORT 2KM PAVING ROADS	7 024 240.00	2 981 743.00	-	-	2 981 743.00	0%
2020644942090D61Z11	MIG	CONSTR 3KM WATERBORNE SANITATION NETWORK	6 442 696.00	6 789 211.00	450 991.57	5 067 802.32	1 721 408.68	75%
2035644502090D27Z11	MIG	COVID-19 REFURB PARYS WATER TREATMENT W	2 272 154.00	2 756 154.00	-	-	2 756 154.00	0%
2035644502090D65Z11	MIG	VREDEFORT: UPGRAD WATER TREATMENT WORKS	5 737 397.00	12 590 885.00	5 316 284.67	9 950 999.75	2 639 885.25	79%
2040644502090D42Z11	MIG	NGWATHE REPLACE 15KM ASBESTOS PIPES	3 732 270.00	4 753 095.00	252 606.90	3 537 771.42	1 215 323.58	74%
2505642042090D58Z11	MIG	PROVISION-SPECILIZED VEHICLES-MOKWALLO	2 800 000.00	2 868 472.00	-	2 608 695.00	259 777.00	91%
2505647352090D43Z11	MIG	MOSEPEDI COMMUNITY HALL REFUR & UPGRADE	3 461 412.00	2 430 236.00	-	2 430 235.64	0.36	100%
			<b>34 098 308.00</b>	<b>36 339 399.00</b>	<b>6 019 883.14</b>	<b>24 765 106.92</b>	<b>11 574 292.08</b>	<b>68%</b>
2020644942094C60Z11	WSIG	REFUR: VREDEFORT WASTE WTW	8 432 965.00	992 034.00	-	992 033.15	0.85	100%
2020644942094DA7Z01	WSIG	REFUREXISTING CLAY LINES IN HEILBRON IND	-	6 433 000.00	2 112 558.92	2 112 558.92	4 320 441.08	33%
2040644502094D33Z11	WSIG	CONS 3KM PIPELINE&ELEVATED TOWER HEI-PHI	7 000 035.00	8 007 967.00	462 920.00	7 674 860.33	333 106.67	96%
			<b>15 433 000.00</b>	<b>15 433 001.00</b>	<b>2 575 478.92</b>	<b>10 779 452.40</b>	<b>4 653 548.60</b>	<b>70%</b>
2035644502096C57Z11	RBIG	CONSTRUCT PIPELINE KOPPIES - EDENVILLE	17 926 557.00	10 000 000.00	-	8 107 124.34	1 892 875.66	81%
2035644502096DA8Z11	RBIG	KWAKWATSI BULK WATER SUPPLY LINE	-	2 000 000.00	-	-	2 000 000.00	0%
2035644802096C56Z11	RBIG	REFURBISHMENT OF KOPPIES WTW	1 426 856.00	777 837.00	-	777 836.40	0.60	100%
2035644802096D55Z11	RBIG	PARYS WTW UPGRADE AND REFURBISHMENT	40 646 587.00	39 222 163.00	8 321 915.18	25 126 319.86	14 095 843.14	64%
2045643142096DAAZ07	RBIG	CONTRU 5KM MV LINE SUB STATIO PARYS WTW	-	8 000 000.00	-	-	8 000 000.00	0%
			<b>60 000 000.00</b>	<b>60 000 000.00</b>	<b>8 321 915.18</b>	<b>34 011 280.60</b>	<b>25 988 719.40</b>	<b>57%</b>
05056460020CFD12Z11	INTERNAL	FURNITURE & OFFICE EQUIPMENT	-	3 100 000.00	573 160.55	2 078 155.01	1 021 844.99	67%
05056470020CFD93Z11	INTERNAL	UPGRADING OF THE SERVER (WAR ROOM)	2 000 000.00	2 000 000.00	-	27 900.00	1 972 100.00	1%
05056470020CFD94Z11	INTERNAL	TOOLS OF TRADE: COMPUTER EQU - PERSONNEL	2 000 000.00	4 745 908.00	827 010.80	3 086 863.50	1 659 044.50	65%
10056473520CFD89Z11	INTERNAL	MUNICIPAL BUILDING EDENVILLE OFFICE	2 000 000.00	7 094 700.00	-	94 700.00	7 000 000.00	1%
20206449420CFD91Z11	INTERNAL	BUCKET ERRADICTION - NGWATHE	3 000 000.00	1 000 000.00	-	-	1 000 000.00	0%
20356448420CFD99Z11	INTERNAL	PURCHASE OF WATER METERS	-	3 000 000.00	-	-	3 000 000.00	0%
20456432420CFD97Z11	INTERNAL	PARYS ELECTRICITY BULK SUPPLY	2 000 000.00	3 685 500.00	1 400 000.00	3 345 500.00	340 000.00	91%
20456432420CFD98Z11	INTERNAL	MINI-SUBSTATION	2 500 000.00	4 927 625.00	121 730.00	3 098 166.40	1 829 458.60	63%
20456434020CFDABZ11	INTERNAL	PURCHASE OF ELECTRIC METERS	-	3 000 000.00	2 595 192.00	2 595 192.00	404 808.00	87%
20456456020CFD99Z11	INTERNAL	GENERATOR 6.5 KVA ON WHEELS X1	2 000 000.00	2 000 000.00	-	-	2 000 000.00	0%
25056420420CFD70Z11	INTERNAL	YELLOW FLEET - SPECIAL VEHICLE	5 800 000.00	11 920 216.00	-	1 320 216.00	10 600 000.00	11%
25156473520CFDAGZ01	INTERNAL	DEVELOPMENT OF NEW CEMETERIES ALL TOWNS	-	6 736 050.00	-	-	6 736 050.00	0%
25806473520CFDAEZ01	INTERNAL	REHABILITATION -VREDEFORT LANDFILL SITE	-	2 000 000.00	-	-	2 000 000.00	0%
25806473520CFDAFZ18	INTERNAL	REHABILITATION -EDENVILLE LANDFILL SITE	-	2 000 000.00	-	-	2 000 000.00	0%
25806473520CFDAHZ18	INTERNAL	DEVELOPMENT OF EDENVILLE LANDFILL SITE	-	6 200 000.00	-	-	6 200 000.00	0%
25806473520CFDAIZ01	INTERNAL	DEVELOPMENT OF VREDEFORT LANDFILL SITE	-	6 500 000.00	-	-	6 500 000.00	0%
30056473520CFD90Z11	INTERNAL	SMME ALL TOWNS - BUSINESS HUB	9 400 000.00	4 900 000.00	-	-	4 900 000.00	0%
30056473520CFDA2Z11	INTERNAL	UPGRADING OF MIMOSA	15 000 000.00	4 290 000.00	-	4 008 020.33	281 979.67	93%
			<b>45 700 000.00</b>	<b>79 099 999.00</b>	<b>5 517 093.35</b>	<b>19 654 713.24</b>	<b>59 445 285.76</b>	<b>25%</b>
			<b>166 366 308.00</b>	<b>202 007 399.00</b>	<b>23 677 497.66</b>	<b>97 644 462.63</b>	<b>104 362 936.37</b>	<b>48%</b>

**Table 19: Detailed capital expenditure report**

- Indicated in the above table, is a summary of the capital expenditure per funding source compared to the adjusted budget. The reports show the 48% of expenditure against the Adjusted budget of R202 million.

### 13. Other supporting documents

- Please note that all figures are preliminary outcomes of for the financial year.
- The Municipal self-assessment for March 2026
- Eskom, Rand water and DWS statements
- Proof of payment for Eskom, Rand Water and DWS
- Indigent per Household
- Collection rate per ward and per services

## 14 Conclusion

This report meets the MFMA Circular 124 Municipal Debt Relief 10 May 2024

### **Communication**

In compliance to legislative requirements (Section 71 of the MFMA), this document is provided to all stakeholders by placing it on the Ngwathe local municipal website and uploading it on GoMuni portal:

## 15 Annexures A: C schedule Annexure A

FS203 Ngwathe - Table C1 Monthly Budget Statement Summary - M09 March

Description	2024/25			Budget Year 2025/26					
	Audited Outcome	Original Budget	Adjusted Budget	Monthly actual	YearTD actual	YearTD budget	YTD variance	YTD variance %	Full Year Forecast
<b>R thousands</b>									
<b>Financial Performance</b>									
Property rates	108 441	887 483	125 215	9 851	87 483	360 705	(273 222)	-76%	125 215
Service charges	422 953	577 845	594 825	34 204	321 668	440 176	(118 507)	-27%	594 825
Investment revenue	6 203	7 159	3 339	116	1 606	3 841	(2 235)	-58%	3 339
Transfers and subsidies - Operational	254 095	296 280	296 633	72 304	293 801	222 351	71 451	0	296 633
Other own revenue	108 164	206 907	84 938	2 864	50 407	106 392	(55 985)	-53%	84 938
<b>Total Revenue (excluding capital transfers and contributions)</b>	<b>899 856</b>	<b>1 975 673</b>	<b>1 104 950</b>	<b>119 339</b>	<b>754 967</b>	<b>1 133 465</b>	<b>(378 498)</b>	<b>-33%</b>	<b>1 104 950</b>
Employee costs	325 974	342 212	368 155	30 945	270 327	267 037	3 290	1%	368 155
Remuneration of Councillors	18 347	20 295	20 295	1 547	13 938	15 221	(1 283)	-8%	20 295
Depreciation and amortisation	77 157	53 774	88 190	4 833	44 828	54 097	(9 269)	-17%	88 190
Interest	117 198	69 648	126 762	497	54 072	75 081	(21 009)	-28%	126 762
Inventory consumed and bulk purchases	455 193	618 746	625 867	28 343	457 029	465 905	(8 876)	-2%	625 867
Transfers and subsidies	180	180	180	15	133	135	(2)	-1%	180
Other expenditure	402 415	281 650	503 584	28 061	151 092	300 299	(149 208)	-50%	503 584
<b>Total Expenditure</b>	<b>1 396 465</b>	<b>1 386 503</b>	<b>1 733 033</b>	<b>94 242</b>	<b>991 419</b>	<b>1 177 776</b>	<b>(186 358)</b>	<b>-16%</b>	<b>1 733 033</b>
<b>Surplus/(Deficit)</b>	<b>(496 609)</b>	<b>589 170</b>	<b>(628 083)</b>	<b>25 097</b>	<b>(236 452)</b>	<b>(44 311)</b>	<b>(192 141)</b>	<b>434%</b>	<b>(628 083)</b>
Transfers and subsidies - capital (monetary)	139 992	122 907	122 907	14 818	78 858	92 181	(13 323)	-14%	122 907
Transfers and subsidies - capital (in-kind)	-	-	-	-	-	-	-	-	-
<b>Surplus/(Deficit) after capital transfers &amp; contributions</b>	<b>(356 617)</b>	<b>712 077</b>	<b>(505 176)</b>	<b>39 915</b>	<b>(157 594)</b>	<b>47 870</b>	<b>(205 464)</b>	<b>-429%</b>	<b>(505 176)</b>
Share of surplus/ (deficit) of associate	-	-	-	-	-	-	-	-	-
<b>Surplus/ (Deficit) for the year</b>	<b>(356 617)</b>	<b>712 077</b>	<b>(505 176)</b>	<b>39 915</b>	<b>(157 594)</b>	<b>47 870</b>	<b>(205 464)</b>	<b>-429%</b>	<b>(505 176)</b>
<b>Capital expenditure &amp; funds sources</b>									
<b>Capital expenditure</b>	<b>143 539</b>	<b>171 207</b>	<b>202 007</b>	<b>23 677</b>	<b>97 644</b>	<b>140 726</b>	<b>(43 081)</b>	<b>-31%</b>	<b>202 007</b>
Capital transfers recognised	121 721	122 907	122 907	18 160	77 990	92 181	(14 191)	-15%	122 907
Borrowing	-	-	-	-	-	-	-	-	-
Internally generated funds	21 818	48 300	79 100	5 517	19 655	48 545	(28 890)	-60%	79 100
<b>Total sources of capital funds</b>	<b>143 539</b>	<b>171 207</b>	<b>202 007</b>	<b>23 677</b>	<b>97 644</b>	<b>140 726</b>	<b>(43 081)</b>	<b>-31%</b>	<b>202 007</b>
<b>Financial position</b>									
Total current assets	607 507	2 053 017	2 271 415		785 114				2 271 415
Total non current assets	1 992 896	1 930 989	1 961 789		2 045 712				1 961 789
Total current liabilities	3 231 296	2 466 217	2 523 396		3 616 667				2 523 396
Total non current liabilities	-	-	-		-				-
Community wealth/Equity	(560 980)	805 614	2 203 708		(785 799)				2 203 708
<b>Cash flows</b>									
Net cash from (used) operating	(291 989)	717 694	(484 036)	-	(102 106)	(363 027)	(260 921)	72%	(484 036)
Net cash from (used) investing	(143 600)	(196 889)	(216 510)	-	(73 827)	(162 382)	(88 556)	55%	(216 510)
Net cash from (used) financing	-	229	229	-	(54)	172	226	131%	229
<b>Cash/cash equivalents at the month/year end</b>	<b>(372 588)</b>	<b>526 775</b>	<b>(694 577)</b>	<b>(169 919)</b>	<b>(169 919)</b>	<b>(519 498)</b>	<b>(349 578)</b>	<b>67%</b>	<b>(694 249)</b>
<b>Debtors &amp; creditors analysis</b>	<b>0-30 Days</b>	<b>31-60 Days</b>	<b>61-90 Days</b>	<b>91-120 Days</b>	<b>121-150 Dys</b>	<b>151-180 Dys</b>	<b>181 Dys-1 Yr</b>	<b>Over 1Yr</b>	<b>Total</b>
<b>Debtors Age Analysis</b>									
Total By Income Source	-	-	-	-	-	-	-	-	-
<b>Creditors Age Analysis</b>									
Total Creditors	-	-	-	-	-	-	-	-	-

FS203 Ngwathe - Table C2 Monthly Budget Statement - Financial Performance (functional classification) - M09 March

Description	Ref	Budget Year 2025/26								
		2024/25 Audited Outcome	Original Budget	Adjusted Budget	Monthly actual	YearTD actual	YearTD budget	YTD variance	YTD variance %	Full Year Forecast
<b>R thousands</b>	1									
<b>Revenue - Functional</b>										
<b>Governance and administration</b>		346 220	1 279 072	383 943	66 301	353 430	601 252	(247 823)	-41%	383 943
Executive and council		-	-	-	-	-	-	-	-	-
Finance and administration		346 220	1 279 072	383 943	66 301	353 430	601 252	(247 823)	-41%	383 943
Internal audit		-	-	-	-	-	-	-	-	-
<b>Community and public safety</b>		1 058	1 370	1 615	112	1 061	1 126	(65)	-6%	1 615
Community and social services		910	1 150	1 428	100	951	974	(23)	-2%	1 428
Sport and recreation		148	220	187	12	111	152	(41)	-27%	187
Public safety		-	-	-	-	-	-	-	-	-
Housing		-	-	-	-	-	-	-	-	-
Health		-	-	-	-	-	-	-	-	-
<b>Economic and environmental services</b>		43 114	38 622	50 117	1 682	21 854	33 564	(11 710)	-35%	50 117
Planning and development		714	370	11 865	241	761	4 875	(4 114)	-84%	11 865
Road transport		42 400	38 252	38 252	1 442	21 093	28 689	(7 596)	-26%	38 252
Environmental protection		-	-	-	-	-	-	-	-	-
<b>Trading services</b>		649 840	779 614	803 458	66 235	457 836	594 248	(136 412)	-23%	803 458
Energy sources		315 108	464 532	464 773	26 504	230 592	348 495	(117 903)	-34%	464 773
Water management		166 586	161 714	163 694	18 906	106 343	122 077	(15 734)	-13%	163 694
Waste water management		103 573	97 749	104 524	12 162	70 215	76 022	(5 807)	-8%	104 524
Waste management		64 573	55 620	70 468	8 664	50 686	47 654	3 032	6%	70 468
<b>Other</b>	4	-	-	-	-	-	-	-	-	-
<b>Total Revenue - Functional</b>	2	<b>1 040 233</b>	<b>2 098 678</b>	<b>1 239 134</b>	<b>134 331</b>	<b>834 181</b>	<b>1 230 190</b>	<b>(396 010)</b>	<b>-32%</b>	<b>1 239 134</b>
<b>Expenditure - Functional</b>										
<b>Governance and administration</b>		437 879	344 314	497 260	34 998	276 689	319 057	(42 368)	-13%	497 260
Executive and council		88 709	91 746	109 977	12 496	70 101	76 192	(6 092)	-8%	109 977
Finance and administration		349 169	252 568	387 284	22 503	206 589	242 865	(36 276)	-15%	387 284
Internal audit		-	-	-	-	-	-	-	-	-
<b>Community and public safety</b>		85 366	114 488	158 103	13 382	96 774	103 141	(6 367)	-6%	158 103
Community and social services		63 466	94 475	134 698	11 764	82 240	86 774	(4 534)	-5%	134 698
Sport and recreation		10 755	9 227	12 576	778	6 646	8 260	(1 614)	-20%	12 576
Public safety		8 927	8 422	9 459	768	6 895	6 731	163	2%	9 459
Housing		2 218	2 364	1 370	72	994	1 375	(382)	-28%	1 370
Health		-	-	-	-	-	-	-	-	-
<b>Economic and environmental services</b>		94 891	130 612	134 566	8 520	93 747	96 081	(2 334)	-2%	134 566
Planning and development		723	20 368	30 532	(1 217)	8 229	19 342	(11 113)	-57%	30 532
Road transport		94 168	110 245	104 033	9 737	85 518	76 740	8 779	11%	104 033
Environmental protection		-	-	-	-	-	-	-	-	-
<b>Trading services</b>		778 329	797 089	943 104	37 341	524 209	657 855	(133 646)	-20%	943 104
Energy sources		429 316	552 349	573 788	10 504	379 977	423 774	(43 797)	-10%	573 788
Water management		216 999	144 095	187 353	14 899	86 489	125 767	(39 278)	-31%	187 353
Waste water management		75 579	50 255	98 708	9 898	39 286	57 690	(18 405)	-32%	98 708
Waste management		56 435	50 390	83 255	2 040	18 457	50 623	(32 166)	-64%	83 255
<b>Other</b>		-	-	-	-	-	-	-	-	-
<b>Total Expenditure - Functional</b>	3	<b>1 396 465</b>	<b>1 386 503</b>	<b>1 733 033</b>	<b>94 242</b>	<b>991 419</b>	<b>1 176 134</b>	<b>(184 715)</b>	<b>-16%</b>	<b>1 733 033</b>
<b>Surplus/ (Deficit) for the year</b>		<b>(356 232)</b>	<b>712 175</b>	<b>(493 900)</b>	<b>40 088</b>	<b>(157 238)</b>	<b>54 056</b>	<b>(211 294)</b>	<b>-3.9087797</b>	<b>(493 900)</b>

## FS203 Ngwathe - Table C3 Monthly Budget Statement - Financial Performance (revenue and expenditure by municipal vote) - M09 March

Vote Description	Ref	2024/25		Budget Year 2025/26						
		Audited Outcome	Original Budget	Adjusted Budget	Monthly actual	YearTD actual	YearTD budget	YTD variance	YTD variance %	Full Year Forecast
<b>R thousands</b>										
<b>Revenue by Vote</b>	1									
Vote 01 - Corporate Services		4 661	-	353	-	-	141	(141)	-100.0%	353
Vote 02 - Municipal Manager		-	-	-	-	-	-	-	-	-
Vote 03 - Financial Services		341 560	1 279 072	383 590	66 301	353 430	601 111	(247 681)	-41.2%	383 590
Vote 04 - Technical Services		627 667	762 247	771 243	59 013	428 243	575 283	(147 041)	-25.6%	771 243
Vote 05 - Community Services		66 345	57 360	83 948	9 017	52 509	53 655	(1 146)	-2.1%	83 948
Vote 06 - Local Economic Development		-	-	-	-	-	-	-	-	-
Vote 07 -		-	-	-	-	-	-	-	-	-
Vote 08 -		-	-	-	-	-	-	-	-	-
Vote 09 -		-	-	-	-	-	-	-	-	-
Vote 10 -		-	-	-	-	-	-	-	-	-
Vote 11 -		-	-	-	-	-	-	-	-	-
Vote 12 -		-	-	-	-	-	-	-	-	-
Vote 13 -		-	-	-	-	-	-	-	-	-
Vote 14 -		-	-	-	-	-	-	-	-	-
Vote 15 - Other		-	-	-	-	-	-	-	-	-
<b>Total Revenue by Vote</b>	2	<b>1 040 233</b>	<b>2 098 678</b>	<b>1 239 134</b>	<b>134 331</b>	<b>834 181</b>	<b>1 230 190</b>	<b>(396 010)</b>	<b>-32.2%</b>	<b>1 239 134</b>
<b>Expenditure by Vote</b>	1									
Vote 01 - Corporate Services		101 225	73 323	117 781	11 024	78 443	72 776	5 667	7.8%	117 781
Vote 02 - Municipal Manager		88 709	91 746	109 977	12 496	70 101	76 192	(6 092)	-8.0%	109 977
Vote 03 - Financial Services		247 929	179 245	269 503	11 479	128 141	170 090	(41 949)	-24.7%	269 503
Vote 04 - Technical Services		816 211	856 944	963 883	45 052	591 385	685 127	(93 742)	-13.7%	963 883
Vote 05 - Community Services		142 254	168 110	245 837	15 661	117 482	157 174	(39 692)	-25.3%	245 837
Vote 06 - Local Economic Development		137	17 135	26 053	(1 469)	5 868	16 418	(10 551)	-64.3%	26 053
Vote 07 -		-	-	-	-	-	-	-	-	-
Vote 08 -		-	-	-	-	-	-	-	-	-
Vote 09 -		-	-	-	-	-	-	-	-	-
Vote 10 -		-	-	-	-	-	-	-	-	-
Vote 11 -		-	-	-	-	-	-	-	-	-
Vote 12 -		-	-	-	-	-	-	-	-	-
Vote 13 -		-	-	-	-	-	-	-	-	-
Vote 14 -		-	-	-	-	-	-	-	-	-
Vote 15 - Other		-	-	-	-	-	-	-	-	-
<b>Total Expenditure by Vote</b>	2	<b>1 396 465</b>	<b>1 386 503</b>	<b>1 733 033</b>	<b>94 242</b>	<b>991 419</b>	<b>1 177 776</b>	<b>(186 358)</b>	<b>-15.8%</b>	<b>1 733 033</b>
<b>Surplus/ (Deficit) for the year</b>	2	<b>(356 232)</b>	<b>712 175</b>	<b>(493 900)</b>	<b>40 088</b>	<b>(157 238)</b>	<b>52 414</b>	<b>(209 652)</b>	<b>-400.0%</b>	<b>(493 900)</b>

## FS203 Ngwathe - Table C4 Monthly Budget Statement - Financial Performance (revenue and expenditure) - M09 March

Description	Ref	2024/25	Budget Year 2025/26							
		Audited Outcome	Original Budget	Adjusted Budget	Monthly actual	YearTD actual	YearTD budget	YTD variance	YTD variance %	Full Year Forecast
<b>R thousands</b>										
<b>Revenue</b>										
<b>Exchange Revenue</b>										
Service charges - Electricity		269 974	424 305	424 305	21 757	204 544	318 229	(113 685)	-36%	424 305
Service charges - Water		57 363	68 991	68 991	4 016	44 847	51 743	(6 896)	-13%	68 991
Service charges - Waste Water Management		60 314	56 038	59 894	4 977	40 996	43 571	(2 575)	-6%	59 894
Service charges - Waste management		35 303	28 511	41 635	3 454	31 282	26 633	4 649	17%	41 635
Sale of Goods and Rendering of Services		1 886	2 127	3 360	250	1 977	2 088	(111)	-5%	3 360
Agency services		-	-	-	-	-	-	-	-	-
Interest		-	-	-	-	-	-	-	-	-
Interest earned from Receivables		101 053	55 807	74 577	2 471	46 517	49 363	(2 847)	-6%	74 577
Interest from Current and Non Current Assets		6 203	7 159	3 339	116	1 606	3 841	(2 235)	-58%	3 339
Dividends		-	-	-	-	-	-	-	-	-
Rent on Land		-	-	-	-	-	-	-	-	-
Rental from Fixed Assets		353	382	444	32	286	311	(26)	-8%	444
Licence and permits		-	-	-	-	-	-	-	-	-
Special rating levies		-	-	-	-	-	-	-	-	-
Operational Revenue		-	-	-	-	-	-	-	-	-
<b>Non-Exchange Revenue</b>										
Property rates		108 441	887 483	125 215	9 851	87 483	360 705	(273 222)	-76%	125 215
Surcharges and Taxes		-	-	-	-	-	-	-	-	-
Fines, penalties and forfeits		378	148 590	6 557	111	1 627	54 629	(53 002)	-97%	6 557
Licence and permits		-	-	-	-	-	-	-	-	-
Transfers and subsidies - Operational		254 095	296 280	296 633	72 304	293 801	222 351	71 451	32%	296 633
Interest		-	-	-	-	-	-	-	-	-
Fuel Levy		-	-	-	-	-	-	-	-	-
Operational Revenue		-	-	-	-	-	-	-	-	-
Gains on disposal of Assets		(62)	-	-	-	-	-	-	-	-
Other Gains		4 555	-	-	-	-	-	-	-	-
Discontinued Operations										
<b>Total Revenue (excluding capital transfers and contributions)</b>		<b>899 856</b>	<b>1 975 673</b>	<b>1 104 950</b>	<b>119 339</b>	<b>754 967</b>	<b>1 133 465</b>	<b>(378 498)</b>	<b>-33%</b>	<b>1 104 950</b>
<b>Expenditure By Type</b>										
Employee related costs		325 974	342 212	368 155	30 945	270 327	267 037	3 290	1%	368 155
Remuneration of councillors		18 347	20 295	20 295	1 547	13 938	15 221	(1 283)	-8%	20 295
Bulk purchases - electricity		359 105	465 959	412 000	5 217	346 284	327 885	18 398	6%	412 000
Inventory consumed		96 089	152 787	213 867	23 126	110 745	138 020	(27 274)	-20%	213 867
Debt impairment		216 123	103 707	211 768	-	-	120 290	(120 290)	-100%	211 768
Depreciation and amortisation		77 157	53 774	88 190	4 833	44 828	54 097	(9 269)	-17%	88 190
Interest		117 198	69 648	126 762	497	54 072	75 081	(21 009)	-28%	126 762
Contracted services		60 329	60 854	133 647	16 406	70 778	74 812	(4 034)	-5%	133 647
Transfers and subsidies		180	180	180	15	133	135	(2)	-1%	180
Irrecoverable debts written off		-	-	-	-	-	-	-	-	-
Operational costs		97 260	117 089	158 168	11 655	80 314	105 198	(24 884)	-24%	158 168
Losses on Disposal of Assets		28 703	-	-	-	-	-	-	-	-
Other Losses		-	-	-	-	-	-	-	-	-
<b>Total Expenditure</b>		<b>1 396 465</b>	<b>1 386 503</b>	<b>1 733 033</b>	<b>94 242</b>	<b>991 419</b>	<b>1 177 776</b>	<b>(186 358)</b>	<b>-16%</b>	<b>1 733 033</b>
<b>Surplus/(Deficit)</b>										
Transfers and subsidies - capital (monetary allocations)		(496 609)	589 170	(628 083)	25 097	(236 452)	(44 311)	(192 141)	0	(628 083)
Transfers and subsidies - capital (in-kind)		139 992	122 907	122 907	14 818	78 858	92 181	(13 323)	(0)	122 907
<b>Surplus/(Deficit) after capital transfers &amp; contributions</b>		<b>(356 617)</b>	<b>712 077</b>	<b>(505 176)</b>	<b>39 915</b>	<b>(157 594)</b>	<b>47 870</b>	<b>(205 464)</b>	<b>(0)</b>	<b>(505 176)</b>
Income Tax		-	-	-	-	-	-	-	-	-
<b>Surplus/(Deficit) after income tax</b>		<b>(356 617)</b>	<b>712 077</b>	<b>(505 176)</b>	<b>39 915</b>	<b>(157 594)</b>	<b>47 870</b>	<b>(205 464)</b>	<b>(0)</b>	<b>(505 176)</b>
Share of Surplus/Deficit attributable to Joint Venture		-	-	-	-	-	-	-	-	-
Share of Surplus/Deficit attributable to Minorities		-	-	-	-	-	-	-	-	-
<b>Surplus/(Deficit) attributable to municipality</b>		<b>(356 617)</b>	<b>712 077</b>	<b>(505 176)</b>	<b>39 915</b>	<b>(157 594)</b>	<b>47 870</b>	<b>(205 464)</b>	<b>(0)</b>	<b>(505 176)</b>
Share of Surplus/Deficit attributable to Associate		-	-	-	-	-	-	-	-	-
Intercompany/Parent subsidiary transactions		-	-	-	-	-	-	-	-	-
<b>Surplus/ (Deficit) for the year</b>		<b>(356 617)</b>	<b>712 077</b>	<b>(505 176)</b>	<b>39 915</b>	<b>(157 594)</b>	<b>47 870</b>	<b>(205 464)</b>	<b>(0)</b>	<b>(505 176)</b>

FS203 Ngwathe - Table C5 Monthly Budget Statement - Capital Expenditure (municipal vote, functional classification and funding) - M09 March

Vote Description	Ref	Budget Year 2025/26								
		2024/25 Audited Outcome	Original Budget	Adjusted Budget	Monthly actual	YearTD actual	YearTD budget	YTD variance	YTD variance %	Full Year Forecast
<b>R thousands</b>	1									
<b>Multi-Year expenditure appropriation</b>	2									
Vote 01 - Corporate Services		-	4 000	6 746	827	3 115	4 098	(984)	-24%	6 746
Vote 02 - Municipal Manager		-	2 000	7 095	-	95	3 538	(3 443)	-97%	7 095
Vote 03 - Financial Services		-	-	-	-	-	-	-	-	-
Vote 04 - Technical Services		42 052	54 375	74 438	14 551	37 447	48 806	(11 359)	-23%	74 438
Vote 05 - Community Services		192	1 000	16 936	-	-	7 124	(7 124)	-100%	16 936
Vote 06 - Local Economic Development		-	24 400	9 190	-	4 008	12 216	(8 208)	-67%	9 190
Vote 07 -		-	-	-	-	-	-	-	-	-
Vote 08 -		-	-	-	-	-	-	-	-	-
Vote 09 -		-	-	-	-	-	-	-	-	-
Vote 10 -		-	-	-	-	-	-	-	-	-
Vote 11 -		-	-	-	-	-	-	-	-	-
Vote 12 -		-	-	-	-	-	-	-	-	-
Vote 13 -		-	-	-	-	-	-	-	-	-
Vote 14 -		-	-	-	-	-	-	-	-	-
Vote 15 - Other		-	-	-	-	-	-	-	-	-
<b>Total Capital Multi-year expenditure</b>	4,7	<b>42 244</b>	<b>85 775</b>	<b>114 405</b>	<b>15 378</b>	<b>44 665</b>	<b>75 783</b>	<b>(31 118)</b>	<b>-41%</b>	<b>114 405</b>
<b>Single Year expenditure appropriation</b>	2									
Vote 01 - Corporate Services		4 711	-	3 100	573	2 078	1 240	838	68%	3 100
Vote 02 - Municipal Manager		-	-	-	-	-	-	-	-	-
Vote 03 - Financial Services		4 853	-	-	-	-	-	-	-	-
Vote 04 - Technical Services		85 195	73 371	60 784	7 726	44 542	49 994	(5 451)	-11%	60 784
Vote 05 - Community Services		6 537	12 061	23 719	-	6 359	13 709	(7 350)	-54%	23 719
Vote 06 - Local Economic Development		-	-	-	-	-	-	-	-	-
Vote 07 -		-	-	-	-	-	-	-	-	-
Vote 08 -		-	-	-	-	-	-	-	-	-
Vote 09 -		-	-	-	-	-	-	-	-	-
Vote 10 -		-	-	-	-	-	-	-	-	-
Vote 11 -		-	-	-	-	-	-	-	-	-
Vote 12 -		-	-	-	-	-	-	-	-	-
Vote 13 -		-	-	-	-	-	-	-	-	-
Vote 14 -		-	-	-	-	-	-	-	-	-
Vote 15 - Other		-	-	-	-	-	-	-	-	-
<b>Total Capital single-year expenditure</b>	4	<b>101 295</b>	<b>85 433</b>	<b>87 603</b>	<b>8 299</b>	<b>52 980</b>	<b>64 943</b>	<b>(11 963)</b>	<b>-18%</b>	<b>87 603</b>
<b>Total Capital Expenditure</b>		<b>143 539</b>	<b>171 207</b>	<b>202 007</b>	<b>23 677</b>	<b>97 644</b>	<b>140 726</b>	<b>(43 081)</b>	<b>-31%</b>	<b>202 007</b>
<b>Capital Expenditure - Functional Classification</b>										
<b>Governance and administration</b>		<b>9 564</b>	<b>6 000</b>	<b>16 941</b>	<b>1 400</b>	<b>5 288</b>	<b>8 876</b>	<b>(3 589)</b>	<b>-40%</b>	<b>16 941</b>
Executive and council		-	2 000	7 095	-	95	3 538	(3 443)	-97%	7 095
Finance and administration		9 564	4 000	9 846	1 400	5 193	5 338	(145)	-3%	9 846
Internal audit		-	-	-	-	-	-	-	-	-
<b>Community and public safety</b>		<b>6 537</b>	<b>13 061</b>	<b>23 955</b>	<b>-</b>	<b>6 359</b>	<b>14 154</b>	<b>(7 794)</b>	<b>-55%</b>	<b>23 955</b>
Community and social services		6 537	13 061	23 955	-	6 359	14 154	(7 794)	-55%	23 955
Sport and recreation		-	-	-	-	-	-	-	-	-
Public safety		-	-	-	-	-	-	-	-	-
Housing		-	-	-	-	-	-	-	-	-
Health		-	-	-	-	-	-	-	-	-
<b>Economic and environmental services</b>		<b>16 596</b>	<b>37 893</b>	<b>13 341</b>	<b>-</b>	<b>5 178</b>	<b>18 599</b>	<b>(13 422)</b>	<b>-72%</b>	<b>13 341</b>
Planning and development		192	24 400	9 190	-	4 008	12 216	(8 208)	-67%	9 190
Road transport		16 404	13 493	4 151	-	1 170	6 383	(5 214)	-82%	4 151
Environmental protection		-	-	-	-	-	-	-	-	-
<b>Trading services</b>		<b>110 842</b>	<b>114 253</b>	<b>147 770</b>	<b>22 277</b>	<b>80 820</b>	<b>99 097</b>	<b>(18 277)</b>	<b>-18%</b>	<b>147 770</b>
Energy sources		22 926	17 635	32 748	5 360	17 473	19 272	(1 799)	-9%	32 748
Water management		68 659	78 742	83 108	14 354	55 175	60 803	(5 628)	-9%	83 108
Waste water management		19 257	17 876	15 214	2 564	8 172	12 342	(4 170)	-34%	15 214
Waste management		-	-	16 700	-	-	6 680	(6 680)	-100%	16 700
<b>Other</b>		<b>-</b>	<b>-</b>	<b>-</b>	<b>-</b>	<b>-</b>	<b>-</b>	<b>-</b>	<b>-</b>	<b>-</b>
<b>Total Capital Expenditure - Functional Classification</b>	3	<b>143 539</b>	<b>171 207</b>	<b>202 007</b>	<b>23 677</b>	<b>97 644</b>	<b>140 726</b>	<b>(43 081)</b>	<b>-31%</b>	<b>202 007</b>
<b>Funded by:</b>										
National Government		119 959	122 907	122 907	18 160	77 990	92 181	(14 191)	-15%	122 907
Provincial Government		-	-	-	-	-	-	-	-	-
District Municipality		-	-	-	-	-	-	-	-	-
Transfers and subsidies - capital (monetary allocations) (Nat / Prov Departm Agencies, Households, Non-profit Institutions, Private Enterprises, Public Corporations, Higher Educ Institutions)		1 762	-	-	-	-	-	-	-	-
<b>Transfers recognised - capital</b>		<b>121 721</b>	<b>122 907</b>	<b>122 907</b>	<b>18 160</b>	<b>77 990</b>	<b>92 181</b>	<b>(14 191)</b>	<b>-15%</b>	<b>122 907</b>
<b>Borrowing</b>	6	<b>-</b>	<b>-</b>	<b>-</b>	<b>-</b>	<b>-</b>	<b>-</b>	<b>-</b>	<b>-</b>	<b>-</b>
<b>Internally generated funds</b>		<b>21 818</b>	<b>48 300</b>	<b>79 100</b>	<b>5 517</b>	<b>19 655</b>	<b>48 545</b>	<b>(28 890)</b>	<b>-60%</b>	<b>79 100</b>
<b>Total Capital Funding</b>		<b>143 539</b>	<b>171 207</b>	<b>202 007</b>	<b>23 677</b>	<b>97 644</b>	<b>140 726</b>	<b>(43 081)</b>	<b>-31%</b>	<b>202 007</b>

## FS203 Ngwathe - Table C6 Monthly Budget Statement - Financial Position - M09 March

Description	Ref	2024/25	Budget Year 2025/26			
		Audited Outcome	Original Budget	Adjusted Budget	YearTD actual	Full Year Forecast
<b>R thousands</b>	1					
<b>ASSETS</b>						
<b>Current assets</b>						
Cash and cash equivalents		6 068	583 976	(68 554)	(8 128)	(68 554)
Trade and other receivables from exchange transactions		219 891	191 110	303 472	292 989	303 472
Receivables from non-exchange transactions		37 582	95 210	917 793	75 973	917 793
Current portion of non-current receivables						
Inventory		2 541	556 346	492 329	3 811	492 329
VAT		341 424	626 374	626 374	420 469	626 374
Other current assets						
<b>Total current assets</b>		<b>607 507</b>	<b>2 053 017</b>	<b>2 271 415</b>	<b>785 114</b>	<b>2 271 415</b>
<b>Non current assets</b>						
Investments						
Investment property		293 909	172 881	172 881	293 909	172 881
Property, plant and equipment		1 698 987	1 624 906	1 655 706	1 751 804	1 655 706
Biological assets						
Living and non-living resources						
Heritage assets						
Intangible assets		(0)	133 202	133 202	(0)	133 202
Trade and other receivables from exchange transactions						
Non-current receivables from non-exchange transactions		-	-	-	-	-
Other non-current assets						
<b>Total non current assets</b>		<b>1 992 896</b>	<b>1 930 989</b>	<b>1 961 789</b>	<b>2 045 712</b>	<b>1 961 789</b>
<b>TOTAL ASSETS</b>		<b>2 600 402</b>	<b>3 984 006</b>	<b>4 233 204</b>	<b>2 830 826</b>	<b>4 233 204</b>
<b>LIABILITIES</b>						
<b>Current liabilities</b>						
Bank overdraft		-	-	-	-	-
Financial liabilities		-	-	-	-	-
Consumer deposits		5 161	5 311	5 311	5 109	5 311
Trade and other payables from exchange transactions		2 995 395	1 978 634	2 035 813	3 370 692	2 035 813
Trade and other payables from non-exchange transactions		5 250	179 197	179 197	27 161	179 197
Provision		204 166	171 814	171 814	204 166	171 814
VAT		21 324	131 262	131 262	9 539	131 262
Other current liabilities		-	-	-	-	-
<b>Total current liabilities</b>		<b>3 231 296</b>	<b>2 466 217</b>	<b>2 523 396</b>	<b>3 616 667</b>	<b>2 523 396</b>
<b>Non current liabilities</b>						
Financial liabilities		-	-	-	-	-
Provision		-	-	-	-	-
Long term portion of trade payables		-	-	-	-	-
Other non-current liabilities		-	-	-	-	-
<b>Total non current liabilities</b>		<b>-</b>	<b>-</b>	<b>-</b>	<b>-</b>	<b>-</b>
<b>TOTAL LIABILITIES</b>		<b>3 231 296</b>	<b>2 466 217</b>	<b>2 523 396</b>	<b>3 616 667</b>	<b>2 523 396</b>
<b>NET ASSETS</b>	2	<b>(630 894)</b>	<b>1 517 789</b>	<b>1 709 808</b>	<b>(785 841)</b>	<b>1 709 808</b>
<b>COMMUNITY WEALTH/EQUITY</b>						
Accumulated surplus/(deficit)		(560 980)	805 614	2 203 708	(785 799)	2 203 708
Reserves and funds		-	-	-	-	-
Other		-	-	-	-	-
<b>TOTAL COMMUNITY WEALTH/EQUITY</b>	2	<b>(560 980)</b>	<b>805 614</b>	<b>2 203 708</b>	<b>(785 799)</b>	<b>2 203 708</b>

References

## FS203 Ngwathe - Table C7 Monthly Budget Statement - Cash Flow - M09 March

Description	Ref	Budget Year 2025/26								
		2024/25 Audited Outcome	Original Budget	Adjusted Budget	Monthly actual	YearTD actual	YearTD budget	YTD variance	YTD variance %	Full Year Forecast
<b>R thousands</b>	1									
<b>CASH FLOW FROM OPERATING ACTIVITIES</b>										
<b>Receipts</b>										
Property rates		63 590	887 483	64 900	–	40 081	48 675	(8 594)	-18%	64 900
Service charges		187 966	577 845	465 468	–	133 899	349 101	(215 202)	-62%	465 468
Other revenue		123 180	–	6 971	–	109 633	5 228	104 405	1997%	6 971
Transfers and Subsidies - Operational		252 574	296 280	296 280	–	222 163	222 210	(47)	0%	296 280
Transfers and Subsidies - Capital		135 891	122 907	122 907	–	79 643	92 181	(12 538)	-14%	122 907
Interest		5 372	64 772	64 772	–	5 748	48 579	(42 831)	-88%	64 772
Dividends		–	–	–	–	–	–	–		–
<b>Payments</b>										
Suppliers and employees		(1 060 563)	(1 161 945)	(1 435 686)	–	(693 274)	(1 076 764)	(383 490)	36%	(1 435 686)
Interest		–	(69 648)	(69 648)	–	–	(52 236)	(52 236)	100%	(69 648)
Transfers and Subsidies		–	–	–	–	–	–	–		–
<b>NET CASH FROM/(USED) OPERATING ACTIVITIES</b>		<b>(291 989)</b>	<b>717 694</b>	<b>(484 036)</b>	<b>–</b>	<b>(102 106)</b>	<b>(363 027)</b>	<b>(260 921)</b>	<b>72%</b>	<b>(484 036)</b>
<b>CASH FLOWS FROM INVESTING ACTIVITIES</b>										
<b>Receipts</b>										
Proceeds on disposal of PPE		(62)	–	11 179	–	140	8 384	(8 244)	-98%	11 179
Decrease (increase) in non-current receivables		–	–	–	–	–	–	–		–
Decrease (increase) in non-current investments		–	–	–	–	–	–	–		–
<b>Payments</b>										
Capital assets		(143 539)	(196 889)	(227 689)	–	(73 967)	(170 766)	(96 799)	57%	(227 689)
<b>NET CASH FROM/(USED) INVESTING ACTIVITIES</b>		<b>(143 600)</b>	<b>(196 889)</b>	<b>(216 510)</b>	<b>–</b>	<b>(73 827)</b>	<b>(162 382)</b>	<b>(88 556)</b>	<b>55%</b>	<b>(216 510)</b>
<b>CASH FLOWS FROM FINANCING ACTIVITIES</b>										
<b>Receipts</b>										
Short term loans		–	–	–	–	–	–	–		–
Borrowing long term/refinancing		–	–	–	–	–	–	–		–
Increase (decrease) in consumer deposits		–	229	229	–	(54)	172	(226)	-131%	229
<b>Payments</b>										
Repayment of borrowing		–	–	–	–	–	–	–		–
<b>NET CASH FROM/(USED) FINANCING ACTIVITIES</b>		<b>–</b>	<b>229</b>	<b>229</b>	<b>–</b>	<b>(54)</b>	<b>172</b>	<b>226</b>	<b>131%</b>	<b>229</b>
<b>NET INCREASE/ (DECREASE) IN CASH HELD</b>		<b>(435 589)</b>	<b>521 035</b>	<b>(700 317)</b>	<b>–</b>	<b>(175 987)</b>	<b>(525 238)</b>			<b>(700 317)</b>
Cash/cash equivalents at beginning:		63 001	5 740	5 740	(169 919)	6 068	5 740			6 068
Cash/cash equivalents at month/year end:		(372 588)	526 775	(694 577)	(169 919)	(169 919)	(519 498)			(694 249)

## 16. Annexure B Compliance with the conditions Municipal Debt Relief

### 16.1 MFMA Circular 124 – Municipal Compliance Self- assessment



Municipal Debt Relief  
MFMA Circular No. 124  
Municipal Finance Management Act No. 56 of 2003

Mpumalanga Provincial Treasury

Certificate of Compliance: Municipal Debt Relief Conditions for Application

Period: Mar'26  
National Financial Year: 2025/26  
Demarcation Code of Municipality being assessed: FS203  
District: Fezile Dabi  
Demarcation Description: Ngwathe

I, Dr P.P. Mthembu, hereby certify that the provincial treasury monitored the compliance against the conditions of Municipal Debt Relief as set-out in MFMA Circular No. 124 and that the Provincial Treasury is satisfied and certifies that the said municipality fully complies with the conditions as set-out in the table below:

Municipal Debt Relief Conditions (Monthly reporting)

6.3 Maintaining the Eskom and bulk water current account -

Table with 3 columns: Condition ID, Description, and Status. Rows include conditions 6.12.1 through 6.4.1 regarding Eskom and bulk water current accounts, MTRF funding, and budget performance.

Notes/Comments

Activate Windows  
Go to Settings to activate Windows

9	6.4.1	<p>- Has the municipality made adequate provision for debt impairment (considering the actual collection of revenue and property rates during the 12 months immediately preceding the tabling of the budget) on the A1 Schedule (Table A4 - Budgeted Financial Performance) of the Municipal Budget and Reporting Regulations?</p> <p><i>Note - For example, if the municipality during the preceding 12 months only managed to collect 80 per cent of its revenue (also property rates), the provision for debt impairment (along with the above collection trend) should equal to 20 per cent of the 2023/24 MTREF revenue projections (into impact rates). If the municipality managed the debt impairment or balance of the budget and there is no realignment between the provision for such with the actual collection of revenue, the Provincial Treasury must respond to this item as "No".</i></p>	Yes	The municipality budgeted an amount of R 104 million, the Pre AFS disclosed the debt impairment of R216 million. The adjusted budget amount was corrected to R211 million.
10	6.4.1	<p>- Has the municipality made adequate provision for depreciation and asset impairment (considering its asset register and physical state of assets) on the A1 Schedule (Table A4 - Budgeted Financial Performance) of the Municipal Budget and Reporting Regulations?</p> <p><i>Note - If the municipality merely used the depreciation and asset impairment to "balance" the budget and there is no real alignment between the provision for such with the state of assets/asset register, the Provincial Treasury must respond to this item as "No".</i></p>	Yes	The municipality budgeted an amount of R 54 million. The amount was Adjusted to R84 million.
11	6.4.2	<p>- If the municipality's MTREF is not funded, has it tabled and adopted a credible Budget Funding Plan as part of the MTREF budget (refer item 5.3 of MFMA Budget Circular no. 122, 09 December 2022)?</p> <p><i>Note - If the municipality has an FRP, a separate budget funding plan is not necessary. However, the PT / N/T must ascertain whether the existing FRP or equivalent will qualify for a funded MTREF. If not, the FRP requires strengthening.</i></p>	No	The Funding Plan was approved on the June 2025 and it was immediately uploaded on GoMuni portal
12	6.4.2	<p>- If the municipality's MTREF is not funded and it has an FRP per the legislative framework, does the existing FRP incorporate a credible Budget Funding Plan (will the FRP give effect to a funded MTREF over the period of the FRP) - aligning with the principles of a budget funding plan as envisaged in item 5.3 of MFMA Budget Circular no. 122, 09 December 2022)?</p> <p><i>Note - only if the municipality does not have an FRP may "N/A" be selected from the dropdown list.</i></p>	No	
13	6.4.2	<p>- Does the municipality's annual and monthly cashflow projections included on the A1 Schedule (Table A7 - Budgeted Cash Flows and Supporting Table SA 30 - Budgeted Monthly Cash Flows) of the Municipal Budget and Reporting Regulations aligns with and gives effect to the municipality's Budget Funding Plan strategy (or the FRP strategy) and related seasonal trends (for example higher winter Eskom tariffs, lower January collection rates, etc.?)</p>	Yes	ESKOM has a higher Winter season tariff but our tariff charges are not catered for and instead we have a flat tariff across all seasons. We have however submitted a Cost of Supply study to NERSA for approval so that we can start charging cost reflective tariffs
14	6.5	<p>Cost reflective tariffs - (excluding metros) has the municipality included its completed tariff tool (refer MFMA Circular no. 98 and item 5.2 of MFMA Budget Circular no. 122) as part of the municipality's annual tabled and adopted MTREF submissions with effect the tabling of the 2023/24 MTREF?</p>		The tool was submitted to NERSA but it didn't show that the electricity and water are cost reflective. Other services appear to be cost reflective e.g. sewerage, refuse collection etc. This is so because of debt impairment was not budgeted for correctly.
	6.6	<p>Electricity and water as collection tools - has the municipality, with effect from the tabling of the 2023/24 MTREF, demonstrated, through its by-laws and budget related policies, that:</p>	Yes	
15	6.6.1	<p>- the municipality issues a consolidated monthly bill to all consumers/property owners in terms of which all partial payments received are allocated in the following order of priority: firstly, to property rates, thereafter to water, wastewater, refuse removal and lastly to electricity?</p>	Yes	The invoice does include details that would ordinarily be captured in a statement of account for up to 30 days
16	6.6.2	<p>- the municipality disconnects electricity services and/or block the purchasing of pre-paid electricity of any defaulting consumer/property owner unless the defaulter already registered as an indigent consumer with the municipality?</p>	No	The Municipality has embarked on an ongoing drive to disconnect consumers who are not paying their accounts and are in arrears. It is an ongoing process which is part of revenue enhancement and debt collection
17	6.6.3	<p>- the municipality is restricting and/or interrupting the supply of water of any defaulting consumer/ property owner unless the defaulter already registered as an indigent consumer with the municipality? <i>Note: In terms of this condition the municipality must undertake such restriction/ interruption of water together with the municipal engineer(s) to ensure a minimum supply of waste water.</i></p>	No	The municipality does not restrict the supply of water
18	6.6.4	<p>- If the defaulting consumer/property owner is registered as an indigent consumer with the municipality, is the monthly supply of electricity and water to that consumer/property owner physically restricted to the monthly national basic free electricity- and water limits of 50 Kilowatt electricity and 6 Kilolitres water, respectively?</p> <p><i>Note - the municipality's monthly MFMA s 71 statement must include as part of the narratives the indigent information in the following format:</i></p>		Not yet but instructions have been given to the Revenue division to restrict supply for consumption outside of FBS
	6.6	<p>Supporting evidence - The National Treasury and/or provincial treasury's related budget assessment confirms the municipality's relevant MTREF's related budget policies and by-laws demonstrate compliance with paragraph 6.6.</p>	No	
	6.7	<p>Maintain a minimum average quarterly collection of property rates and services charges -</p>	No	
19	6.7.1	<p>- Has the municipality achieved a minimum of 80 per cent average quarterly collection of property rates and service charges with effect from 01 April 2023 and 85 per cent average quarterly collection with effect from 01 April 2024 during any quarter - demonstrated in the MFMA s.71 monthly and quarterly statements) and mSCOA data strings uploaded via the GoMuni Upload Portal?</p>		

<small>Note: although the norm and standard for collection (MFMA Circular No. 71) is 93 per cent monthly, municipalities under the debt relief support will be exempted for the first two years from adhering to this norm.</small>		
6.7	<p><b>- If the response in 6.7.1 is "No" and the municipality is unable to achieve the minimum average quarterly collection as per paragraph 6.7.1, has the municipality demonstrated to the satisfaction of National Treasury the following:</b></p>	No
6.7.1	<p>* the underperformance directly relates to Eskom supplied areas where the municipality does not have electricity as a collection tool and that the average quarterly collection of the municipality (excluding Eskom supplied areas) equals the required quarterly average collection set-out in paragraph 6.7.1;</p>	Yes
6.7.2	<p>* the municipality for technical engineering reasons is unable to physically restrict and/or limit the supply of water in the Eskom supplied areas?</p>	N/A
6.7.3	<p>* the municipality before 01 February 2024 attempted to enter into a service delivery agreement with Eskom for purposes of municipal revenue collection in the Eskom supplied areas) as envisaged in sections 76 to 78 of the Municipal Systems Act, 2000 and that such failed and the reason(s) for the failure?</p>	Yes
6.7.3	<p>- The municipality has progressively installed smart pre-paid meters in the municipality supplied areas to improve its collection and only then, on an individual case-by-case basis, considered writing off the debt of its customers, within its normal credit control process?</p>	No
6.7.4	<p>- Has the municipality adopted a policy to install any new electricity connection in the demarcated area with effect the 2023/24 MTRF with a smart pre-paid meter?</p>	Yes
6.7.5	<p>- Has the municipality's 2023/24, 2024/25 and 2025/26 tabled and adopted capital budgets and MFMA section 71 statements reflected the approach set-out in 6.7.3 and 6.7.4?</p>	N/A
6.8	<p><b>Municipality's Completeness of the revenue base –</b></p>	
6.8.1	<p>- Has the municipality demonstrated through the National Treasury property rates reconciliation tool that the municipality's billing system perfectly aligns to its Council approved General Valuation Roll (GVR) and/or any subsequent supplementary GVR compiled by the registered municipal valuer?</p>	Yes
6.8.1	<p>- If the response in 6.8.1 is "No", has the municipality demonstrated the steps taken to correct the variances identified? <small>Note – monthly progress against the action plan to address variances to be included as part of the municipality's debt relief compliance reporting in the MFMA s.71 statement</small></p>	Yes
6.8.2	<p>- For the latest ending Quarter -has the municipality submitted its completed billing system, GVR and/or interim GVR reconciliations required in terms of paragraph 6.8.1 to the National Treasury quarterly (refer MFMA Circulars no. 93, 98, 107 and 108) to the upload portal on <a href="https://gvruploadportal.treasury.gov.za">https://gvruploadportal.treasury.gov.za</a>?</p>	Yes
6.9	<p><b>Monitor and report on implementation –</b></p>	
6.9.1	<p>- MFMA section 71 reporting – has the municipal council and senior management team instituted processes to monitor and enforce accountability for the implementation of the municipality's funded budget and Budget Funding Plan where relevant?</p>	Yes
6.9.2	<p>- If progress is slow in terms of paragraph 6.9.1, is the active intervention evident from the narratives supporting the municipality's monthly MFMA section 71 reporting and recorded on the financial system as per the mSCOA data string? <small>Note – caption 6.9.2 has a typing error and must refer to 6.9.1.</small></p>	Yes
6.9.3	<p>- Municipalities with financial recovery plans (FRP) – if the municipality has a FRP as envisaged in the prevailing local government legislative framework, is the municipality reporting monthly its progress in implementing its FRP to the Provincial Executive?</p>	No
6.9.4	<p>- If the municipality has an FRP with effect from 01 April 2023, parallel to submitting its monthly FRP progress report to the Provincial Executive, has the municipality also submitted the FRP progress report to the National Treasury; Municipal Financial Recovery Service (MFRS) timously via the GoMent Upload Portal <a href="https://gvruploadportal.treasury.gov.za">https://gvruploadportal.treasury.gov.za</a>?</p>	
6.10	<p><small>Note – a municipality with a FRP may only benefit from the Municipal Debt Relief programme if the FRP progress report was submitted to both the Provincial Executive and MFRS.</small></p> <p><small>Provincial Treasury Note – Provincial Treasury certification of municipal compliance – in terms of sections 3 and 74 of the MFMA, with effect from 01 April 2023, a delegated municipality may not benefit from Municipal Debt Relief, unless:</small></p>	
6.10.1	<p>- has the relevant Provincial Treasury (delegated) / National Treasury (non-delegated) monthly monitored the municipality's compliance in terms of these conditions?</p>	No

Activate Window  
Go to Settings to activate

34	6.10.2	- has the Head of the relevant Provincial Treasury (delegated) monthly certified the municipality's compliance to these conditions, to the National Treasury's satisfaction as envisaged in the conditions for provincial treasuries (refer paragraph 4.1.1 to 4.1.5 of MFMA Circular no. 124) and lineately uploaded the compliance certificate via the GoMMS (Global Portal) (non-compliance) (refer paragraph 4.1.5.1 to 4.1.5.2 of MFMA Circular no. 124) within one month of the non-compliance occurring? <i>Note - In the case of a non-delegated municipality the National Treasury to issue the compliance certificate.</i>	No	
35	6.10.3	- has the Provincial Treasury failed to rectify any provincial treasury non-compliance with any of the conditions for provincial treasuries (refer paragraph 4.1.1 to 4.1.6 of MFMA Circular no. 124) within one month of the non-compliance occurring? <i>Note - If the PT failed to address its failure with 100% compliance will be considered as non-compliance by the municipality at expiry of paragraph 4.1.1.</i>	No	We have not yet started submitting it to the provincial executive and we however plan to start submitting it monthly
36	6.11	Limitation on municipality borrowing powers - has the municipality borrowed since its initial or any subsequent benefit in terms of this municipal debt support programme? <i>Note - There is a prohibition on municipalities borrowing for more consecutive municipal financial years than the plan of the municipality's initial or any subsequent benefit in terms of this municipal debt support programme. No conditions that MFMA Circular No. 124-conditions 4.1.1 (Limitation on municipality borrowing powers) and 4.1.2 (Interest on loans) are to be applied to any borrowing obtained prior to the effective date of this MFMA Circular. Municipalities borrowing, including interest on any borrowing for any borrowing purposes are not considered within the ambit of this condition.</i>		
37	6.12	For the duration of the Municipal Debt Relief (to ensure proper management of resources):	Yes	
38	6.12.1	- has the municipality apportioned and ring-fenced in a sub-account to its primary bank account - (a) all electricity, water and sanitation revenue the municipality collects in any month; and (b) the component of the Local Government Equitable Share (LES) the municipality earmarked to provide free basic electricity, water and sanitation? <i>Note: 100% of revenue in the sub-account must be made to the Minister of Finance and the municipality's revenue to average the municipality from MFMA 1.8(1).</i>	No	There is a dedicated account for electricity income but it is still not ringfenced accurately for prepaid electricity sales and the Revenue division has started recording the full revenue as per Section 64. We will also add another sub-account for ringfencing the water and sanitation income
39	6.12.2	- has the municipality during the month first applied the revenue in the sub-account (required per paragraph 6.12.1) to pay its current Eskom account and then secondly its bulk water current account before it applied the revenue in the sub-account for any other purpose? <i>Note: 100% of revenue in the sub-account must be made to the Minister of Finance and the municipality's revenue to average the municipality from MFMA 1.8(1).</i>	No	Our revenue for electricity is way below the current account being charged by Eskom, which is due largely to the fact that our tariffs are not cost reflective. The cost reflective tool has been utilised for proposed tariffs for the next Financial year 2025/26
40	6.13	Accounting Treatment - has the municipality fully accounted for and correctly reported on the write-off of its Eskom arrears debt (debt existing as on 31 March 2023) as per any written instruction of the National Treasury, Office of the Accountant General issued for Municipal Debt Relief to date? <i>Note - to include accounting for any related benefits (e.g. interest suppression, etc.) and alignment with nSOSA.</i>	No	The revenue needs to be reconciled collectively first before we can start sending the bank statement for the ringfenced account. For now, we are sending the primary account's bank statement
41	6.14	NERCA license - has the municipality during the month failed to comply with any condition of the Municipal Debt Relief? <i>Note: In applying for Municipal Debt Relief to, set out in paragraph 3.1 of MFMA Circular no. 124, the request of a municipality that during the duration of the Municipal Debt Relief programme fails to comply with any condition of the NERCA, request to apply to NERCA to revoke the municipality's license in terms of section 17 of the Electricity Act, 2006 (the Act) or ERECA, the application must be processed by the relevant province for submission to national level as envisaged in Chapter 4 of the Municipal Systems Act, 2002, including the necessary provincial license agreement along with the license application, 2006 and Electricity Regulation Act, 2006. In terms of the conditions of government's license request, license and other aspects have no influence to credit control and debt collection systems which is related to the municipality's license that are the subject of municipal debt relief, etc.</i>		The municipality is unable to service the full current account of Eskom due to our financial constraints.

PT/ HOD/ NT / MM Name:

*Handwritten signature: Mphahlele Mphahlele*  
*Handwritten date: 09/04/25*

Signature of HOD/ NT/ MM:

Date:

*Note - If the official is signing on behalf of the Head of the Provincial Treasury (HOD) / Municipal Manager, the written signature of the HOD / MM must be attached as an Annexure to the Certificate of Compliance.*

*Note - The Signed Certificate to be uploaded on Domesat must not include comments column - comments need to be incorporated into the related PF report*

Activate W  
Go to Settings

### 16.2 Municipal Debt Relief Performance across the period of debt relief participation

The table below shows the municipality’s overall relief compliance across the months of its debt relief participation since National Treasury debt relief approval of December 2023



National Treasury  
Municipal Debt Relief  
MFMA Circular No. 124  
Municipal Finance Management Act No. 56 of 2003

Province		
FS		
Code	District	Code Description
FS203	Fezile Dabi	Ngwathe

Municipal Details		Monthly Performance Report																																						Scoring and Rating							
		Part A					Part B					Part C				Part D				Part C				Part E																							
Month	Code Descr	Code	Eskom And Bulk water current account					Compliance with a funded MTREF					FRP/BFP & Tariff Assessment				Electricity and water as collection tools				Quarterly collection of property rates and services charges				Maximization of Revenue Base		Oversight										Score	Rating									
			C1	C2	C3	C4	C5	C6	C7	C8	C9	C10	C11	C12	C13	C14	C15	C16	C17	C18	C19	C20	C21	C22	C23	C24	C25	C26	C27	C28	C29	C30	C31	C32	C33	C34	C35	C36	C37	C38	C39	C40	C41				
25 July25	Ngwathe	FS203	Yes	Yes	Yes	No	No	No	No	Yes	No	Yes	Yes	No	No	Yes	Yes	Yes	Yes	Yes	No	No	Yes	No	No	No	No	Yes	N/A	Yes	Yes	Yes	Yes	No	No	Yes	Yes	Yes	Yes	Yes	No	No	Yes	No	59%	Moderate compliance	
26 August25	Ngwathe	FS203	Yes	No	Yes	No	No	Yes	No	Yes	No	Yes	Yes	No	No	Yes	Yes	Yes	Yes	Yes	No	No	Yes	No	No	No	Yes	N/A	Yes	Yes	Yes	Yes	Yes	No	Yes	Yes	Yes	Yes	Yes	Yes	Yes	No	No	Yes	Yes	63%	Moderate compliance
27 September25	Ngwathe	FS203	Yes	No	Yes	No	No	Yes	No	Yes	No	Yes	Yes	No	No	Yes	Yes	Yes	Yes	Yes	No	No	Yes	No	No	No	Yes	N/A	Yes	Yes	Yes	Yes	No	Yes	Yes	Yes	Yes	Yes	Yes	Yes	No	No	No	Yes	61%	Moderate compliance	
28 October25	Ngwathe	FS203	Yes	No	Yes	No	No	Yes	No	Yes	No	Yes	Yes	No	No	Yes	Yes	Yes	No	No	No	No	Yes	N/A	No	No	N/A	Yes	Yes	Yes	Yes	Yes	No	Yes	No	Yes	Yes	Yes	Yes	Yes	No	No	No	Yes	61%	Moderate compliance	
29 November25	Ngwathe	FS203	Yes	No	Yes	No	No	Yes	No	Yes	No	Yes	Yes	No	No	Yes	Yes	Yes	No	No	No	No	Yes	N/A	No	No	N/A	Yes	Yes	Yes	Yes	Yes	No	Yes	No	Yes	Yes	Yes	Yes	Yes	No	No	No	Yes	61%	Moderate compliance	
30 December25	Ngwathe	FS203	Yes	No	Yes	No	No	Yes	No	Yes	No	Yes	Yes	No	No	Yes	Yes	Yes	No	No	No	No	Yes	N/A	Yes	No	N/A	Yes	Yes	Yes	Yes	Yes	No	Yes	No	Yes	Yes	Yes	Yes	Yes	No	No	No	Yes	63%	Moderate compliance	
31 January26	Ngwathe	FS203	Yes	Yes	Yes	Yes	Yes	Yes	Yes	Yes	No	Yes	Yes	No	Yes	Yes	Yes	Yes	No	No	No	No	Yes	N/A	Yes	No	Yes	Yes	Yes					Yes	No	Yes		Yes	No	No	No	No	Yes	66%	Moderate compliance		
32 February26	Ngwathe	FS203	No	No	No	Yes	Yes	Yes	Yes	No	Yes	Yes	Yes	Yes	Yes	Yes	Yes	No	No	Yes	N/A	Yes	N/A	Yes	No	Yes	Yes	Yes	Yes	Yes	Yes	Yes	Yes	N/A		No	No	No	Yes	Yes	No	No	No	No	66%	Moderate compliance	
33 March26	Ngwathe	FS203	Yes	No	Yes	No	No	Yes	No	Yes	No	Yes	Yes	No	No	Yes	Yes	Yes	No	No	No	No	Yes	N/A	Yes	No	N/A	Yes	Yes	Yes	Yes	Yes	No	Yes	No	Yes	Yes	Yes	Yes	Yes	Yes	No	No	No	Yes	63%	Moderate compliance
34 April26	Ngwathe	FS203																																											0%	Not completed	
35 May26	Ngwathe	FS203																																											0%	Not completed	
36 June26	Ngwathe	FS203																																											0%	Not completed	
37 July26	Ngwathe	FS203																																											0%	Not completed	
38 August26	Ngwathe	FS203																																											0%	Not completed	
39 September26	Ngwathe	FS203																																											0%	Not completed	
40 October26	Ngwathe	FS203																																											0%	Not completed	
41 November26	Ngwathe	FS203																																											0%	Not completed	

### Ngwathe Local Municipality Council Monitoring Plan



Ngwathe Local Municipality (FS203): S71 Monthly Budget Statement

**Condition 6.2: Application-based supported by Council's resolution.**  
 The Municipality's approval to be on Eskom Debt Relief program was subject to resubmission of Council Monitoring Plan in terms of MFMA Circular 124 (paragraph 3.4). Below is the Municipality's strengthened Council Monitoring Plan in response to the National Treasury approval letter dated 23/11/2023, paragraph 12 (v).

Monthly Monitoring and Reporting Plan													
Municipal Name	Ngwathe Local Municipality			Contact details				Contact details					
Municipal Name	Annual	Quarterly or Monthly	Responsible Official	Email	Office tel No	Cell number	Alternate Official	Email	Office tel No	Cell number	Internal to the	National Treasury and	
											Municipal Manager and Council	the relevant Provincial Treasury by no later than 10 working days after the end of each month	Does the assigned responsibility align to the approved delegation - If NO include a commitment by council to update the delegations within 1 month of application
Maintaining the Eskom and bulk water current account - (current account for the purpose of this exercise means the account for a single month's consumption).													
6.3.1	M	Monthly	Serame Phetsoane	phetsoane@ngwathe.co.za	0568172700		Pinkie Mokoena	pinkie@ngwathe.co.za	0568172700		5th working day after month end	8th Working Day after month end	Yes
6.3.2	M	Monthly	Serame Phetsoane	phetsoane@ngwathe.co.za	0568172700		Pinkie Mokoena	pinkie@ngwathe.co.za	0568172700		5th working day after month end	8th Working Day after month end	Yes
6.3.4	M	Monthly	Serame Phetsoane	phetsoane@ngwathe.co.za	0568172700		Pinkie Mokoena	pinkie@ngwathe.co.za	0568172700		5th working day after month end	8th Working Day after month end	Yes
6.3.1	M	Monthly	Serame Phetsoane	phetsoane@ngwathe.co.za	0568172700	083 460 5053	Pinkie Mokoena	pinkie@ngwathe.co.za	0568172700	082 4496179	5th working day after month end	8th Working Day after month end	Yes
6.3.2	M	Monthly	Serame Phetsoane	phetsoane@ngwathe.co.za	0568172700		Pinkie Mokoena	pinkie@ngwathe.co.za	0568172700		5th working day after month end	8th Working Day after month end	Yes
6.3.3	M	Monthly	Serame Phetsoane	phetsoane@ngwathe.co.za	0568172700		Pinkie Mokoena	pinkie@ngwathe.co.za	0568172700		5th working day after month end	8th Working Day after month end	Yes
6.3.4	M	Monthly	Serame Phetsoane	phetsoane@ngwathe.co.za	0568172700		Pinkie Mokoena	pinkie@ngwathe.co.za	0568172700		5th working day after month end	8th Working Day after month end	Yes

6.4	Compliance with a funded MTREF –												
6.4.1	Annual MTREF aligns to the National Budget Funding Guidelines	A	Serame Phetsoane phetsoane@ngwathe.co.za	0568172700		Lala Lepete lelele@ngwathe.co.za	0568172700		31-May	31-May	Yes		
6.4.1	- Has the municipality engaged for any opening of Revenue Budgets?	A	Serame Phetsoane phetsoane@ngwathe.co.za	0568172700		Lala Lepete lelele@ngwathe.co.za	0568172700		31-May	31-May	Yes		
6.4.1	- Has the municipality made adequate provision for asset impairment (considering the actual collection of revenue and property rates during the 12 months immediately preceding the tabling of the Budget) on the A1 Schedule (Table A4 - Budgeted Financial Performance) of the Municipal Budget and Reporting Regulations?	A	Serame Phetsoane phetsoane@ngwathe.co.za	0568172700		Lala Lepete lelele@ngwathe.co.za	0568172700		31-May	31-May	Yes		
6.4.1	- Has the municipality made adequate provision for asset impairment (considering the actual collection of revenue and property rates during the 12 months immediately preceding the tabling of the Budget) on the A1 Schedule (Table A4 - Budgeted Financial Performance) of the Municipal Budget and Reporting Regulations?	A	Serame Phetsoane phetsoane@ngwathe.co.za	0568172700	063 665 5053	Lala Lepete lelele@ngwathe.co.za	0568172700	062 744 2938	31-May	31-May	Yes		
6.4.2	- If the municipality's MTREF is not funded, has it tabled and adopted a credible Budget Funding Plan as part of the MTREF budget (refer item 9.3 of MFMA Budget Circular no. 122, 09 December 2022)?	A	Serame Phetsoane phetsoane@ngwathe.co.za	0568172700		Lala Lepete lelele@ngwathe.co.za	0568172700		31-May	31-May	Yes		
6.4.2	- Does the municipality's annual and monthly cashflow projections included on the A1 Schedule (Table A7 - Budgeted CashFlows and Supporting Table SA 30- Budgeted Monthly CashFlows) of the Municipal Budget and Reporting Regulations aligns with and gives effect to the municipality's Budget Funding Plan strategy and related seasonal trends (For example higher winter Eskom tariffs, lower January collection rates, etc.)?	A	Serame Phetsoane phetsoane@ngwathe.co.za	0568172700		Lala Lepete lelele@ngwathe.co.za	0568172700		31-May	31-May	Yes		
6.5	Cost reflective tariffs – has the municipality included its completed tariff tool (refer MFMA Circular no. 98 and item 5.2 of MFMA Budget Circular no. 122) as part of the municipality's annual tabled and adopted MTREF submissions with effect the tabling of the 2023/24 MTREF?	A	Serame Phetsoane phetsoane@ngwathe.co.za	0568172700	0627442938	Lala Lepete lelele@ngwathe.co.za	0568172700	062 744 2938	31-May	31-May	Yes		
6.6	Electricity and water as collection tools – has the municipality, with effect from the tabling of the 2023/24 MTREF, demonstrated, through its by-laws and budget related policies that:												

6.7	Maintain a minimum average quarterly collection of											
6.7.1	91 April 2024 during a quarter - demonstrated in the MFMA	Q	Serame Phetsoane phetsoane@ngwathe.co.za	0568172700		Bhungane Radebe bhungane.radebe87@gmail.com	0568172700		5th working day after month	8th Working month end	Yes	
6.7.2	- If the response in 6.7.1 is "No" and the municipality is average quarterly collection as per paragraph 6.7.1, has		Serame Phetsoane phetsoane@ngwathe.co.za	0568172700		Bhungane Radebe bhungane.radebe87@gmail.com	0568172700		5th working day after month	8th Working month end	Yes	
6.7.2.1	* the underperformance directly relates to Eskom electricity as a collection tool and that the average		Serame Phetsoane phetsoane@ngwathe.co.za	0568172700		Bhungane Radebe bhungane.radebe87@gmail.com	0568172700		5th working day after month	8th Working month end	Yes	
6.7.2.2	Eskom supplied areas equals the required quarterly		Serame Phetsoane phetsoane@ngwathe.co.za	0568172700	063 665 5053	Bhungane Radebe bhungane.radebe87@gmail.com	0568172700	069 0198 194	5th working day after month	8th Working month end	Yes	
6.7.2.3	* the municipality before 01 February 2024 attempted to enter into a service delivery agreement with Eskom for purposes of municipal revenue collection in sections 16 to 18 of the Municipal Systems Act, 2000 failure?	Q	Serame Phetsoane phetsoane@ngwathe.co.za	0568172700		Bhungane Radebe bhungane.radebe87@gmail.com	0568172700		5th working day after month	8th Working month end	Yes	
6.7.3	- The municipality has progressively installed smart pre-improve its collection and only then, on an individual case-		Serame Phetsoane phetsoane@ngwathe.co.za	0568172700		Bhungane Radebe bhungane.radebe87@gmail.com	0568172700		5th working day after month	8th Working month end	Yes	
6.7.4	- Has the municipality adopted a policy to install smart pre-improve its collection and only then, on an individual case-		Serame Phetsoane phetsoane@ngwathe.co.za	0568172700		Bhungane Radebe bhungane.radebe87@gmail.com	0568172700		5th working day after month	8th Working month end	Yes	
6.7.5	- Has the municipality's 2023/24, 2024/25 and 2025/26 section 71 statements reflected the approach set-out in		Serame Phetsoane phetsoane@ngwathe.co.za	0568172700		Bhungane Radebe bhungane.radebe87@gmail.com	0568172700		5th working day after month	8th Working month end	Yes	
6.8	Municipality's Completeness of the revenue base –											
6.8.1	- Has the municipality demonstrated through the National the municipality's billing system perfectly aligns to its or any subsequent supplementary QVR compiled by the	A	Serame Phetsoane phetsoane@ngwathe.co.za	0568172700	0690198194	Bhungane Radebe bhungane.radebe87@gmail.com	0568172700	069 0198 194	5th working day after month	8th Working month end	Yes	
6.8.2	- Has the municipality submitted its completed billing required in terms of paragraph 6.8.1 to the National Treasury	A	Serame Phetsoane phetsoane@ngwathe.co.za	0568172700		Bhungane Radebe bhungane.radebe87@gmail.com	0568172700		5th working day after month	8th Working month end	Yes	
6.9	Monitor and report on implementation –											
6.9.1	- MFMA section 71 reporting - has the municipal council and monitor and enforce accountability for the implementation	M	Serame Phetsoane phetsoane@ngwathe.co.za	0568172700	063 665 5053	Lala Lepete lelele@ngwathe.co.za	0568172700	062 744 2938	5th working day after month	8th Working month end	Yes	
6.9.2	- If progress is slow in terms of paragraph 6.8.3, is the supporting the municipality's monthly MFMA section 71	M	Serame Phetsoane phetsoane@ngwathe.co.za	0568172700		Lala Lepete lelele@ngwathe.co.za	0568172701		5th working day after month	8th Working month end	Yes	
6.9.3	- Municipalities with financial recovery plans (FRP) – if prevailing local government legislative framework, is the implementing as FRP to the Provincial Executive?											
6.9.4	- If the municipality that has an FRP, with effect from 01 progress reports to the Provincial Executive, has the to the National Treasury, Municipal Financial Recovery Note- Provincial Executive and MFMA											

6.10	Provincial Treasury Note - Provincial Treasury certification																		
6.10.1	- has the relevant Provincial Treasury monthly monitored conditions?																		
6.10.2	- has the relevant Head of the relevant Provincial Treasury to these conditions, to the National Treasury's satisfaction treasuries (refer paragraph 4.1.1 to 4.15 of MFMA, - has the Provincial Treasury failed to rectify any provincial conditions for provincial treasuries (refer paragraph month of the non-compliance occurring)																		
6.10.3	Note - If the PT failed to address to below such non-compliance will be considered as non-compliance by the municipality in terms of paragraph 6.1.1																		
6.11	Limitation on municipally borrowing powers- has the benefit in terms of this municipal debt support programme? Note- subsequent benefit in terms of this municipal debt support	M	Serame Phethoane	phethoane@ngwathe.co.za	0568172700	083 664 5053	Lala Lapele	lepete@ngwathe.co.za	082 744 2938							5th working day after month end	8th Working Day after month end		
6.12	For the duration of the Municipal Debt Relief (to ensure - has the municipality apportioned and ring-fenced in a electricity, water and sanitation revenue the municipality the Local Government Equitable Share (LES) the water and sanitation?	M	Serame Phethoane	phethoane@ngwathe.co.za	0568172700	083 664 5053	Pinkie Mokoena									5th working day after month end	8th Working Day after month end		
6.12.1	- has the municipality during the month first applied the revenue in the sub-account (required per paragraph 6.11.1) to pay its current Eskom account and if applied the revenue in the sub-account for any other purpose?	M	Serame Phethoane	phethoane@ngwathe.co.za	0568172700	083 664 5053	Name Surname									5th working day after month end	8th Working Day after month end		
6.12.2	to facilitate this condition	M	Serame Phethoane	phethoane@ngwathe.co.za	0568172700	083 664 5053	Name Surname	pinkie@ngwathe.co.za	082 446 6179							5th working day after month end	8th Working Day after month end		
6.13	Supporting evidence - Has the municipality submitted a copy bank account to the National Treasury and provincial treasury revenue	M	Serame Phethoane	phethoane@ngwathe.co.za	0568172700	083 664 5053	Name Surname									5th working day after month end	8th Working Day after month end		
6.13	Accounting Treatment - has the municipality fully accounted Eskom annual debt (debt existing as on 31 March 2023) as per Office of the Accountant General issued for Municipal Debt Relief License - has the municipality during the month failed	M	Serame Phethoane	example@municipality.gov.za	0568172700	083 664 5053	Pinkie Mokoena									5th working day after month end	8th Working Day after month end		
6.14	Note - Supplying to Municipal Debt Relief for Municipal Debt Relief programme is to comply with any condition section 18 of the Electricity Regulation Act, 2006 (Act no. 4 of	M	Serame Phethoane	phethoane@ngwathe.co.za	0568172700	083 664 5053	Pinkie Mokoena									5th working day after month end	8th Working Day after month end		
	If there is																		
	To be reported to MAYCO and remedial action was forward to be The Municipality to consult with Provincial Treasury on remedial action	Non-																	
	Notice of non-compliance to be tabled at the next Council meeting;	Within 7																	
	Remedial action taken (progress) to be reported upon, and	Within																	
	Council resolution to affirm commitment to conditions	30 days																	
			 <p>prepared by S.D. Phethoane Chief Financial Officer</p>  <p>Approved by: Dr F.P. Futhuli Municipal Manager</p>																

## 16.3 Provincial Treasury Municipal (Eskom) Debt Relief Compliance Assessment

Enquiries: Mr. SD Mokhele  
 Email: [Mokheles@treasury.fs.gov.za](mailto:Mokheles@treasury.fs.gov.za)  
 Reference: Revenue & Debt Management



**Ms. Ogalaletseng Gaarekwe**  
 Deputy Director-General  
 Intergovernmental Relations  
 National Treasury  
 40 Church Square  
 PRETORIA  
 0001

**Dr. T. Mothamaha**  
 Municipal Manager  
 Ngwathe Local Municipality  
 PO Box 359  
 PARYS  
 9585

Dear Ms. Gaarekwe and Dr. Mothamaha

### MUNICIPAL DEBT RELIEF COMPLIANCE CERTIFICATE FOR THE PERIOD DECEMBER 2023 TO FEBRUARY 2026 - FS 203: NGWATHE LOCAL MUNICIPALITY.

1. The above-mentioned subject matter has reference.
2. In accordance with Municipal Debt Relief Circular No. 124, the Provincial Treasury is required to confirm and certify, within 20 working days of the end of each month, the adherence of each delegated municipality with the condition 6.1 to 6.14 of Debt Relief as part of the Provincial Treasury's (PT) report to the National Treasury (NT).
3. If a delegated municipality did not meet any conditions during a specific month, the Provincial Treasury's certificate of compliance must include a report detailing the non-compliance and the progressive support measures instituted by both the Provincial Treasury and the municipality to enhance adherence to the condition(s).

**Condition 6.1 - Municipality Non-Compliance:** In the debt relief conditions compliance certificate, Ngwathe Municipality overall score declined to 63 percent for the period of February 2026 as compared to last month's score of 66 percent. The main contributing factors to the overall performance not improving much are non-payment of Eskom current account and failure to upload disconnection lists. The performance sheet in the table below shows the municipality's overall debt relief compliance performance across the months of its debt relief cycle.

Table 1: February 2026 certificate

Municipal Details		Monthly Performance Report										Scoring and Rating						
		Section 71	Section 71	Section 71	Section 71	Section 71	Section 71	Section 71	Section 71	Section 71	Section 71	Section 71	Section 71	Section 71	Section 71			
Municipality	Province	...	...	...	...	...	...	...	...	...	...	...	...	...	...	...	...	...

**Condition 6.3 - Maintaining the Eskom Bulk Current Account:** In accordance with requirement 6.3.1 of the debt relief conditions, Ngwathe municipality is not servicing Eskom bulk current account in line with MFMA s65(2)(e) and Circular 124. As of February 2026, creditors analysis shows the outstanding debt owed to Eskom amounted to R2 974 billion as compared to the previous month, reflecting an increase of approximately R45 million. This increase shows that the municipality is still not servicing its Eskom bulk current account as required. The municipality reported a payment of R1 million in the Section 71 narrative report, proof of payment was uploaded on the GoMuni portal to confirm payment. The amount paid is also not sufficient when compared to the total outstanding debt, this indicates that the municipality has not fully implemented the recommendation previously provided by Provincial Treasury to prioritise Eskom payments and adhere to agreed payment plans, as a result the Eskom debt continues to increase.

**Condition 6.4 - A funded MTREF:** The municipality’s adjusted budget for the 2025/2026 MTREF remains unfunded. The adjustment budget reflects a deficit position indicating that the municipality’s expenditure exceeds its revenue, this indicates that the municipality is not in a financial sustainable position. The financial performance reflected in A4 schedule is not a true reflection of municipality’s financial position, as is does not adequately provide for debt impairment and under budgeted depreciation.

**Condition 6.5 - Cost reflective tariffs:** The 2025/2026 tariff tools for tabled and adopted budgets are uploaded on GoMuni portal. The outcome of these assessments highlighted that tariffs are not cost reflective for all services except for wastewater, while solid will be cost reflective in year 2027/2028. The municipality is therefore required to incorporate a clear narrative within the 2026/27 tabled and adopted MTREF budget, and a strategy outlining the phase-in approach toward achieving cost reflective tariffs for all remaining services. The narrative should further indicate

corrective measures and timelines to address tariff funding gaps and improve long-term financial sustainability.

**Condition 6.6 - Electricity and water as collection tools:**

The municipality must physically restrict the monthly supply of electricity and water of the defaulting consumer/property owner registered as an indigent to the monthly national basic free electricity- and water limits of 50 kW electricity and 6 Kl water. The electricity disconnection list was not uploaded on the GoMuni portal for the reporting period. The Provincial Treasury recommends the municipality must upload the disconnection list timeously, including the minimum required information. Furthermore, the municipality should strengthen credit control measures by implementing electricity disconnections and water restrictions mechanisms for defaulting consumers to prevent excessive revenue losses and avoid unrestricted water supply, which contributes to financial strain and negatively impacts the municipality's ability to meet Eskom bulk payment obligations.

**Conditions 6.7 - Maintain a minimum average quarterly collection of property rates and services charges:**

Comparison of Collection Performance (February vs January 2026)

Category	January 2026	February 2026	Movement
Overall	100%	36%	↓ Significant decrease
Electricity	49%	46%	↓ Slight decrease
Water	75%	24%	↓ Significant decrease
Sewerage	21%	54%	↑ Improvement

The municipality reported an overall collection rate of 36% in the month under review, which reflects a significant decline when compared to the previously reported 100%, which is not a true reflection of actual performance. Electricity collection was reported at 46%, remaining low and a concern as it affects the municipality's ability to meet Eskom payment obligations. Water collection is particularly low at 24%, indicating weak revenue recovery in this service, while sewage improved to 54%. The overall poor collection performance indicates that the municipality has not effectively implemented credit control measures. The Provincial Treasury recommends that the municipality strengthen revenue management by improving billing accuracy, enforcing credit control measures, and enhancing collection efforts, particularly on electricity and water accounts, to improve its cash flow position and ability to meet bulk payment obligations.

**Condition 6.8 - Municipality's Completeness of the revenue base:** For the quarter under review (Q2) the municipality did submit the reconciliation that the municipality's billing system does not align to its council approved General Valuation Roll. However, the Section 71 narrative report includes Q3 information, which shows that the variances between the valuation roll and billing system have decreased compared to the Q2. The municipality has also developed a monthly GVR reconciliation action plan to address the identified variances. This indicates that the municipality is making progress in resolving discrepancies between the valuation roll and the billing system. Provincial Treasury recommends that the municipality to continue implementing the action plan to clear remaining variances and improve alignment between the valuation roll and billing system.

**Condition 6.9 - Monitor and Report on compliance:** The table below shows the extent to which the municipality has complied with the guidelines for preparing a narrative report for section 71 reporting.

MFMA S71 Statement component		Compliance (Yes / No)
1.	<b>The Budget Performance Overview (paragraph 4) of the MFMA S71 statement</b> explicitly advised on the municipality's progress in implementing the municipality's budget and (where relevant also the budget funding plan) – where implementation is slow, the statement advised explicitly on progress, challenges and corrective actions.	Yes
2.	<b>The conclusion (paragraph 14) of the MFMA S71 statement</b> explicitly advised as part of the MFMA Circular 124: Condition 6.9 reporting - i.Any risk associated; and ii.The mitigating factors with the implementation of the municipality's Budget Funding Plan and / or Funded Budget.	Yes
3.	<b>Annexure B of the MFMA S71 statement included the following debt relief reporting components-</b>	
3.1.1	The municipality's MFMA Circular 124 self-assessment	Yes
3.1.2	The self-assessment (refer 3.1.1 above) was included in the format of <b>MFMA Budget Circular 128 (Annexure B)</b>	Yes
3.2	The municipality's overall relief compliance across the months of its debt relief participation since its National Treasury debt relief approval effective date	Yes
3.3	The latest Provincial Treasury debt relief compliance certificate and report issued to the municipality	Yes
3.4.1	The municipality's revenue collection performance	Yes

	<ul style="list-style-type: none"> <li>i. the overall performance graph;</li> <li>ii. Summary worksheet; and</li> <li>iii. Collection per ward indicating who supplies electricity in the ward</li> </ul>	
3.4.2	The revenue collection performance information (refer 3.4.2) was included in the format of <b>MFMA Budget Circular 128 (Annexure D)</b> .	Yes
3.5.1	The indigent management information	Yes
3.5.2	The indigent management information was included in the format of <b>MFMA Budget Circular 128 (Annexure C)</b> .	Yes
3.6.1	The summary of the municipality's property rates reconciliation undertaken in the National Treasury format.	Yes
3.6.2	The municipality's progress during the month against its planned corrective action to address any variances evident from the property rates reconciliation.	Yes
3.7.1	Any Eskom and Water (if the municipality has the Water function) Bulk current account invoice(s) due and payable during the month of reporting	Yes
3.7.2	The municipality's proof of payment of any such Eskom and / or Water Bulk current account invoice(s) during the month of reporting.	Yes
3.7.3	The municipality's reconciliation statement for electricity and water (if it has the function) aligning to the MFMA S71 mSCOA data strings upload.	No
3.8	Recommendations noting explicitly the aforementioned debt relief reporting to the Mayor and / or Mayoral Committee meeting	Yes

### Condition 6.10 - Provincial Treasury certification of municipal compliance

Annexure A2 - Monthly



National Treasury  
Municipal Debt Relief  
MFMA Circular No. 124  
Municipal Finance Management Act No. 56 of 2003

Free State Provincial Treasury -

Certificate of Compliance: Municipal Debt Relief Conditions for Application

Period: Feb/26 -

National Financial Year: 2025/26 -

Demarcation Code of Municipality being assessed: FS203 -

District: Fezile Dabi

Demarcation Description: Ngwathe

I, Mr Pakiso Lebano, hereby certify that the provincial treasury monitored the compliance against the conditions of Municipal Debt Relief as set-out in MFMA Circular No. 124 and that the Provincial Treasury is satisfied and certifies that the said municipality fully complies with the conditions as set-out in the table below.

#### Municipal Debt Relief Conditions (Monthly reporting)

Choose from drop down list

Condition	Description	Response
6.3	Maintaining the Eskom and bulk water current account - <i>Current account to be approved by the National Treasury for approval for a single month commencing</i>	
6.12.2	- Has the municipality paid its bulk water current account within 30 days of receiving the relevant invoice (this applies to all municipalities, including metros)? <i>Note - refer condition 6.12.2</i>	No -
6.12.2	- Has the municipality submitted the supporting evidence of the bulk water current account payment to the National Treasury, the Water Board and/ or Water Trading Entity within 1 day of making any such payment (in PDF format) via the GoFund Upload Portal <a href="https://gofundportal.natres.gov.za/">https://gofundportal.natres.gov.za/</a> ?	No -
6.12.2	- Does the amount of the bulk water current account payment as per the proof of payment reconcile to the amount recorded on the financial system as per the mSCOA data string and the section 41(2) MFMA statement of the Water Board and/ or Water Trading Entity?	No -
6.3.1	- Has the municipality paid its Eskom bulk current account within 30 days of receiving the relevant invoice (this applies to all municipalities, including metros)? <i>Note - current account in terms of municipal debt relief approval means the total Eskom charges for the billing period plus VAT plus any component that may be due in terms of a payment arrangement of "New arrears" (March 2023 and for subsequent current accounts) up to the date of RT approval of the application.</i>	No -
6.3.2	- Has the municipality submitted the supporting evidence of the bulk Eskom current account payment to the National Treasury and Eskom within 1 day of making any such payment (in PDF format) via the GoFund Upload Portal <a href="https://gofundportal.natres.gov.za/">https://gofundportal.natres.gov.za/</a> ?	No -
6.3.3	- Does the amount as per the proof of payment reconcile to the amount recorded on the financial system as per the mSCOA data string and the section 41(2) MFMA statement of Eskom?	No -
6.4	Compliance with a funded MTREF - <i>(Choose from drop down list the MTREF assessed)</i>	2025/26 Main Adjustment MTREF
6.4.1	- Is the municipality's MTREF funded and aligning to the National Treasury's Budget Funding Guidelines - <a href="http://data.natres.gov.za/Uploads/Pages/Funding.aspx">http://data.natres.gov.za/Uploads/Pages/Funding.aspx</a> ?	No -
6.4.1	- Has the municipality budgeted for any operating surplus on the A1 Schedule (Table A4 - Budgeted Financial Performance) of the Municipal Budget- and Reporting Regulations?	No -
6.4.1	- Has the municipality made adequate provision for debt impairment (considering the actual collection of revenue and property rates during the 12 months immediately preceding the tabling of the Budget) on the A1 Schedule (Table A4 - Budgeted Financial Performance) of the Municipal Budget- and Reporting Regulations?	No -
<p><i>Note: If the municipality during the preceding 12 months was required to collect 60 per cent of its debtor debt (property rates) using the arrears for debt impairment aligning with the actual collection total amount plus 40 per cent of the 2023/24 MTREF revenue provision (subject to the value of the municipality's debt impairment to its balance), the budget and there is no real alignment between the provision for debt impairment and the actual collection of revenue, the Provincial Treasury must respond to the municipality "No".</i></p>		
6.4.1	- Has the municipality made adequate provision for depreciation and asset impairment (considering its asset register and physical state of assets) on the A1 Schedule (Table A4 - Budgeted Financial Performance) of the Municipal Budget- and Reporting Regulations?	No -
<p><i>Note: If the municipality merely used the depreciation asset impairment for "book" the budget and there is no real alignment between the provision for debt with the state of government assets, the Provincial Treasury must respond to the municipality "No".</i></p>		
6.4.2	- If the municipality's MTREF is not funded, has it tabled and adopted a credible Budget Funding Plan as part of the MTREF budget (refer item 9.3 of MFMA Budget Circular no. 122, 09 December 2022)?	Yes -
<p><i>Note: If the municipality has an FRM in support Budget Funding plan is not necessary. However, the RT / NT must ensure whether the existing FRM complies with the FRM of funded MTREF. If not, the FRM requires strengthening.</i></p>		

Office of the Head of the Department  
Free State Provincial Treasury  
Cnr 234th, Bloemfontein, B900  
Trebo Building, 1<sup>st</sup> Floor, Cnr Richards and Zastron Streets, CBD, Bloemfontein.

www.fs.gov.za

12	6.4.2	- If the municipality's MTREF is not funded and it has an FRP per the legislative framework, does the existing FRP incorporate a credible Budget Funding Plan (will the FRP give effect to a funded MTREF over the period of the FRP) - aligning with the principles of a budget funding plan as envisaged in item 9.3 of MFMA Budget Circular no. 122, 09 December 2022? <i>Note - only if the municipality does not have an FRP may "No" be selected from the dropdown list.</i>	<input type="text" value="N/A"/>
13	6.4.2	- Does the municipality's annual and monthly cashflow projections included on the A1 Schedule (Table A7 - Budgeted Cash Flows and Supporting Table SA 30 - Budgeted Monthly Cash Flows) of the Municipal Budget and Reporting Regulations aligns with and gives effect to the municipality's Budget Funding Plan strategy (or the FRP strategy) and related seasonal trends (for example higher winter Eskom tariffs, lower January collection rates, etc.?)	<input type="text" value="No"/>
14	6.5	Cost reflective tariffs – (excluding metros) has the municipality included its completed tariff tool (refer MFMA Circular no. 98 and item 5.2 of MFMA Budget Circular no. 122) as part of the municipality's annual tabled and adopted MTREF submissions with effect the tabling of the 2023/24 MTREF?	<input type="text" value="Yes"/>
6.6 Electricity and water as collection tools – has the municipality, with effect from the tabling of the 2023/24 MTREF, demonstrated, through its by-laws and budget related policies that:			
15	6.6.1	- the municipality issues a consolidated monthly bill to all consumers/property owners in terms of which all partial payments received are allocated in the following order of priority: firstly, to property rates, thereafter to water, wastewater, refuse removal and lastly to electricity?	<input type="text" value="Yes"/>
16	6.6.2	- the municipality disconnects electricity services and/or block the purchasing of pre-paid electricity of any defaulting consumer/property owner unless the defaulter already registered as an indigent consumer with the municipality?	<input type="text" value="No"/>
17	6.6.3	- the municipality is restricting and/or interrupting the supply of water of any defaulting consumer/property owner unless the defaulter already registered as an indigent consumer with the municipality? <i>Note: In terms of this condition the municipality must undertake such restriction/ interruption of water together with the municipal engineer(s) to ensure a minimum supply of waste water.</i>	<input type="text" value="No"/>
18	6.6.4	- If the defaulting consumer/property owner is registered as an indigent consumer with the municipality, is the monthly supply of electricity and water to that consumer/property owner physically restricted to the monthly national basic free electricity- and water limits of 50 Kilowatt electricity and 6 Kilolitres water, respectively? <i>Note – the municipality's monthly MFMA s.71 statement must include as part of the narrative the indigent information in the required RT format.</i>	<input type="text" value="Yes"/>
6.8 Supporting evidence: The National Treasury and/ or provincial treasury's central budget assessment confirms the municipality's relevant MTREF's related budget policies and by-laws demonstrate compliance with paragraph 6.6.			
6.7 Maintain a minimum average quarterly collection of property rates and services charges –			
19	6.7.1	- Has the municipality achieved a minimum of 80 per cent average quarterly collection of property rates and service charges with effect from 01 April 2023 and 85 per cent average quarterly collection with effect from 01 April 2024 during any quarter - demonstrated in the MFMA s.71 monthly and quarterly statement(s) and mSCOA data strings uploaded via the GoMuni Upload Portal? <i>Note - although the norm and standard for collection (JG MFC Circular No. 722) is 75 per cent thereof, municipalities under the debt relief program will be exempted for the 2023 two years from adhering to this norm.</i>	<input type="text" value="No"/>
20	6.7.2	- If the response in 6.7.1 is "No" and the municipality is unable to achieve the minimum average quarterly collection as per paragraph 6.7.1, has the municipality demonstrated to the satisfaction of National Treasury the following:	
21	6.7.2.1	* the underperformance directly relates to Eskom supplied areas where the municipality does not have electricity as a collection tool and that the average quarterly collection of the municipality (excluding Eskom supplied areas) equals the required quarterly average collection set-out in paragraph 6.7.1.	<input type="text" value="Yes"/>
21	6.7.2.2	* the municipality for technical engineering reasons is unable to physically restrict and/or limit the supply of water in the Eskom supplied area(s)?	<input type="text" value="Yes"/>
22	6.7.2.3	* the municipality before 01 February 2024 attempted to enter into a service delivery agreement with Eskom for purposes of municipal revenue collection in the Eskom supplied area(s) as envisaged in sections 76 to 78 of the Municipal Systems Act, 2000 and that such failed and the reason(s) for the failure?	<input type="text" value="Yes"/>
23	6.7.3	- The municipality has progressively installed smart pre-paid meters in the municipality supplied areas to improve its collection and only then, on an individual case-by-case basis, considered writing off the debt of its customers, within its normal credit control process?	<input type="text" value="Yes"/>
24	6.7.4	- Has the municipality adopted a policy to install any new electricity connection in the demarcated area with effect the 2023/24 MTREF with a smart pre-paid meter?	<input type="text" value="No"/>
25	6.7.5	- Has the municipality's 2023/24, 2024/25 and 2025/26 tabled and adopted capital budgets and MFMA section 71 statements reflected the approach set-out in 6.7.3 and 6.7.4?	<input type="text" value="No"/>

6.8 Municipality's Completeness of the revenue base –		
Y	6.8.1	- Has the municipality demonstrated through the National Treasury property rates reconciliation tool that the municipality's billing system perfectly aligns to its Council approved General Valuation Roll (GVR) and/or any subsequent supplementary GVR compiled by the registered municipal valuer? <input type="text" value="Yes"/>
Y	6.8.1	- If the response in 6.8.1 is "No", has the municipality demonstrated the steps taken to correct the variances identified? <i>Note - monthly progress against the action plan to address variances to be included as part of the municipality's debt relief compliance reporting in the MFS&amp;S 7.1 statement</i> <input type="text" value="Yes"/>
Y	6.8.2	- For the latest ending Quarter -Has the municipality submitted its completed billing system, GVR and/or interim GVR reconciliations required in terms of paragraph 6.8.1 to the National Treasury quarterly (refer MFMA Circulars no. 93, 98, 107 and 108) to the upload portal on <a href="https://gophisportal.treasury.gov.za?">https://gophisportal.treasury.gov.za?</a> <input type="text" value="Yes"/>
6.9 Monitor and report on implementation –		
Y	6.9.1	- MFMA section 71 reporting – has the municipal council and senior management team instituted processes to monitor and enforce accountability for the implementation of the municipality's funded Budget and Budget Funding Plan where relevant? <input type="text" value="Yes"/>
Y	6.9.2	- If progress is slow in terms of paragraph 6.9.1, is the active intervention evident from the narratives supporting the municipality's monthly MFMA section 71 reporting and recorded on the financial system as per the mSCOA data string? <i>Note - condition 6.9.2 has a timing error and must refer to 6.9.1.</i> <input type="text" value="Yes"/>
Y	6.9.3	- Municipalities with financial recovery plans (FRP) – if the municipality has a FRP as envisaged in the prevailing local government legislative framework, is the municipality reporting monthly its progress in implementing its FRP to the Provincial Executive? <input type="text" value="No FRP"/>
Y	6.9.4	- If the municipality has an FRP, with effect from 01 April 2023, parallel to submitting its monthly FRP progress report to the Provincial Executive, has the municipality also submitted the FRP progress report to the National Treasury: Municipal Financial Recovery Service (MFRS) timeously via the GoMuni Upload Portal <a href="https://gophisportal.treasury.gov.za?">https://gophisportal.treasury.gov.za?</a> <input type="text" value="No FRP"/>
<i>Note - municipalities with a FRP must also benefit from the Municipal Debt Relief programme if the FRP progress report was submitted to both the Provincial Executive and MFRS.</i>		
6.10 Provincial Treasury Note - Provincial Treasury certification of municipal compliance - in terms of section 5 and 74 of the MFMA, with effect from 01 April 2023, a delegated municipality may not benefit from Municipal Debt Relief unless:		
Y	6.10.1	- has the relevant Provincial Treasury (delegated) / National Treasury (non-delegated) monthly monitored the municipality's compliance in terms of these conditions? <input type="text" value="Yes"/>
Y	6.10.2	- has the Head of the relevant Provincial Treasury (delegated) monthly certified the municipality's compliance to these conditions, to the National Treasury's satisfaction as envisaged in the conditions for provincial treasuries (refer paragraph 4.1.1 to 4.1.5 of MFMA Circular no. 124) and timeously uploaded the compliance certificate via the GoMuni Upload Portal <a href="https://gophisportal.treasury.gov.za?">https://gophisportal.treasury.gov.za?</a> <i>Note - in the case of a non-delegated municipality the National Treasury to issue the compliance certificate</i> <input type="text" value="Yes"/>
Y	6.10.3	- has the Provincial Treasury failed to rectify any provincial treasury non-compliance with any of the conditions for provincial treasuries (refer paragraph 4.1.1 to 4.1.6 of MFMA Circular no. 124) within one month of the non-compliance occurring? <input type="text" value="No"/>
<i>Note - if the PT fails to rectify any non-compliance will be considered as non-compliance by the municipality in terms of paragraph 4.1.3</i>		
Y	6.11	Limitation on municipality borrowing powers - has the municipality borrowed since its initial or any subsequent benefit in terms of this municipal debt support programme? <input type="text" value="No"/>
<i>Note - there is a prohibition on municipal borrowing for those municipalities that benefit from the date of the municipality's start or any subsequent benefit in terms of the municipal debt support programme. If conditions from MFMA Circular no. 124, condition 6.11 (Limitation on municipality borrowing powers) will only be enforced in relation to any loan from from National Treasury where the effective date of debt relief approval as envisaged in MFMA section 40. Short term borrowing, including maturing of previous debt for in-year budgeting purposes are not considered within the scope of this condition.</i>		
6.12 For the duration of the Municipal Debt Relief (to ensure proper management of resources):		
Y	6.12.1	- has the municipality apportioned and ring-fenced in a sub-account to its primary bank account – (a) all electricity, water and sanitation revenue the municipality collects in any month; and (b) the component of the Local Government Equitable Share (LGES) the municipality earmarked to provide free basic electricity, water and sanitation? <input type="text" value="Yes"/>
Y	6.12.2	- has the municipality during the month first applied the revenue in the sub-account (required per paragraph 6.12.1) to pay its current Eskom account and then secondly its bulk water current account before it applied the revenue in the sub-account for any other purpose? <input type="text" value="Yes"/>
<i>Note: Only if relevant in the specific circumstances, will a request be made to the Director of Finance upon the municipality's request to exempt the municipality from MFMA 6.12.</i>		
Y		Supporting evidence : Has the municipality submitted a copy of the monthly bank statement of its ring-fenced bank account to the National Treasury and provincial treasury aligning to its MFMA s.71 statement collected <input type="text" value="Yes"/>
Y	6.13	Accounting Treatment - has the municipality fully accounted for and correctly reported on the write-off of its Eskom arrears debt (debit existing as on 31 March 2023) as per any written instruction of the National Treasury: Office of the Accountant General issued for Municipal Debt Relief to date? <i>Note - to include accounting for any related benefit (e.g. interest suspension, etc.) and alignment with mSCOA.</i> <input type="text" value="Yes"/>
Y	6.14	"NERSA License - has the municipality during the month failed to comply with any condition of the Municipal Debt Relief? <input type="text" value="Yes"/>
<i>Note: By applying for Municipal Debt Relief as set out in paragraph 3 of MFMA Circular no. 124, the council of a municipality that, during the duration of the Municipal Debt Relief programme 2018, is subject to any condition of the Relief, agrees to apply to NERSA to transfer the municipality to be listed in terms of section 27 of the Electricity Regulation Act, 2006 (Act no. 4 of 2006). Any such application must be provided to the relevant authority for appointing an external arbitrator as envisaged in Chapter 2 of the Arbitration Systems Act, 2005, including the necessary written authority agreement aligning with the Municipal Systems Act, 2000 and Electricity Regulation Act, 2006. In terms of the conditions of government's under support to Eskom, Eskom will also agree to explore its credit control and debt collection policies with reference to the municipality's arrears that are the subject of municipal debt relief.</i>		

Office of the Head of the Department  
Free State Provincial Treasury  
RF 22425, Bloemfontein, 9300  
Tsoho Building, 1<sup>st</sup> Floor, Cnr Fichardt and Zebra Streets, CBD, Bloemfontein.

www.fs.gov.za

The Provincial Treasury's assessment and compliance certificate confirmed that Ngwathe Municipality showed a slight decrease for February 2026. The municipality is urged to draw up a plan on how the Eskom account will be paid going forward. This is in line with the provisions of MFMA Circular 124.

**Condition 6.11 – Limitations on municipal borrowing powers:**

Ngwathe Local Municipality has complied with this condition since its debt relief participation and the National Treasury debt relief approval effective date.

**Condition 6.12 – Proper management of resources:** The municipality must ensure that it complies with Condition 6.12.2 to **pay** Eskom account first and secondly its bulk water account before it applied the revenue in the sub-account for any purpose.

**Condition 6.14 Nersa license** - The municipality must ensure that during the duration of the Municipal Debt Relief program, it complies with all the conditions of the Relief to avoid revoking the Electricity license in terms of section 18 of the Electricity Regulation Act, 2006.

MFMA Circular 124 conditions were elaborated on above. It is also noted that the municipality's February 2026 average compliance has decreased to 63 percent when compared to the previous month 66 percent average compliance.

4. The municipality must ensure that all non-compliance matters are addressed and the outstanding documents are sent to the following e-mails:(National Treasury) at [revenuemanagement@treasury.gov.za](mailto:revenuemanagement@treasury.gov.za) as well as (Provincial Treasury) to Mr. Mokhele at [mokheles@treasury.fs.gov.za](mailto:mokheles@treasury.fs.gov.za) .
5. I trust that you will find this in order.

Regards,



**Mr. PE Lebone**

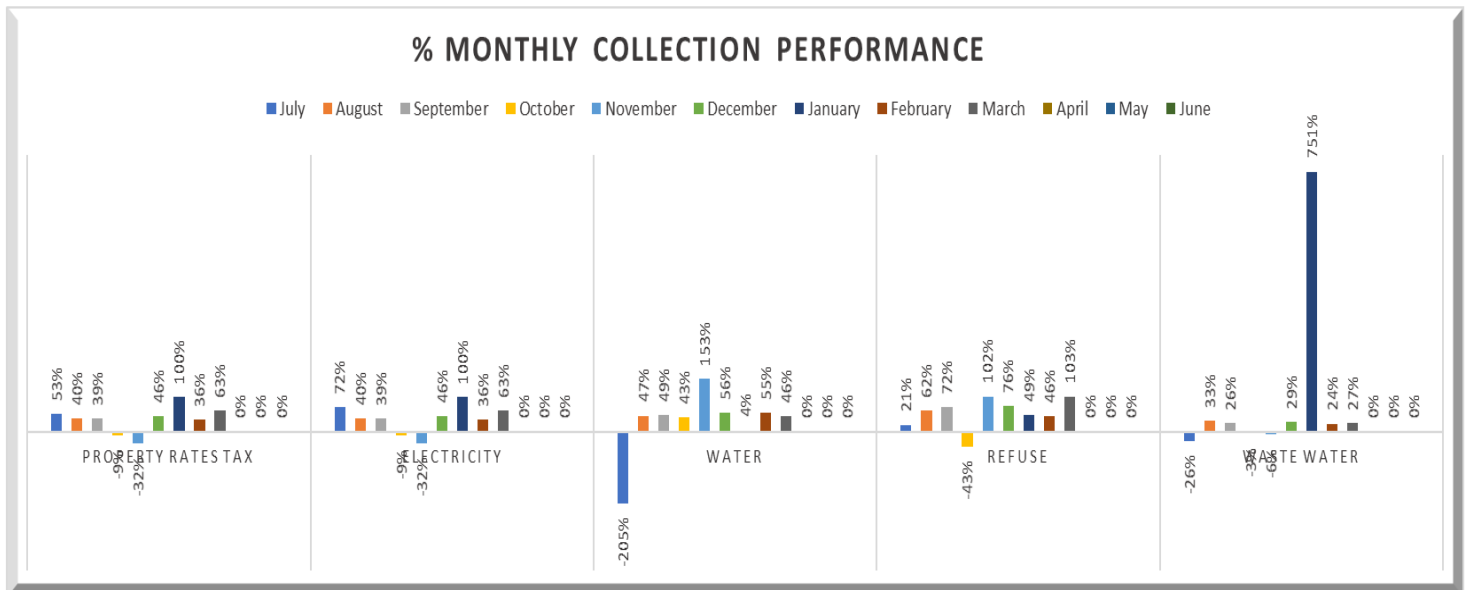
Acting Head: Free State Provincial Treasury

Date: 26.03.2022

Cc: HOD: FSCOGTA  
 PDO: SALGA – Free State  
 MFMA Coordinator: Provincial Treasury  
 CFO: Ngwathe Local Municipality  
 TA: Mrs. M. Tshabangu

# 16.4. MFMA Circular 124- Condition 6.6 Electricity and Water as collection Tools

## 16.4.1. Monthly/ Quarterly collection per ward



Municipal Debt Relief - Monthly Revenue Collection Reporting (condition 6.7)

Province

Free State FS203

March

Average collection rate (MFMA Circular 1

NB - Collection rate principle applied (

Collection Rate Assessment

Total Aggregate Collection		9.March - Reporting for February in March			
		Billing For February	Collection in March	R - Billing not collected	% Collection
1.Collection for whole demarcation	Summary	42854606	26927593	17 516 481	63%
2.Collection excl. Eskom supplied areas		42854606	26927593	#REF!	63%
3.Collection: Property Rates		9960773	4587549	5 373 224	46%
4.Total average collection: Electricity (Municipal supplied areas)		14200391	14601593	0	103%
5.Total average collection: Water		7627096	2037711	5 589 385	27%
6.Total average collection: Wastewater		1937552	3125819	0	161%
7.Total average collection: Refuse		4018639	1664268	2 354 371	41%
8. 7.Total average collection: Interest		5110154	910653	4 199 501	18%

Municipal Debt Relief- Monthly Revenue Collection Reporting (condition 6.7)

Complete This Section			Quarter 3 Performance Per Ward				
			9.March				
Services	Electricity Supplier	Ward Name & Number	Billing For August	Collection for August in September	Rand Value of Billing not collected		% Collection
<b>Property Rates</b>	Mun Supplied	Ward 1	1181158	254361		926 797	22%
<b>Tax</b>							
Electricity			505967	716823	0		142%
Water			293343	18730		274 613	6%
Refuse			106011	19511		86 501	18%
Waste Water			126966	32860		94 106	26%
Interest			594993	43258		551 735	7%
<b>Property Rates</b>	Mun supplied	Ward 2	786544	363290		423 254	46%
<b>Tax</b>							
Electricity			2918244	5289465	0		181%
Water			1719906	412153		1 307 753	24%
Refuse			458114	306626		151 488	67%
Waste Water			831714	682631		149 082	82%
Interest			113076	66367		46 709	59%
<b>Property Rates</b>	Mun Supplied	Ward 3	32676	4983		27 692	15%
<b>Tax</b>							
Electricity			14985	0		14 985	0%
Water			32676	8920		23 756	27%
Refuse			80752	5748		75 004	7%
Waste Water			82830	4520		78 309	5%
Interest			66993	6664		60 329	10%
<b>Property Rates</b>	Mun Supplied	Ward 4	43396	12660		30 737	29%
<b>Tax</b>							
Electricity			38337	12713		25 623	33%
Water			891505	22937		868 568	3%
Refuse			121607	12467		109 140	10%
Waste Water			109959	11632		98 327	11%
Interest			144058	12351		131 707	9%
<b>Property Rates</b>	Mun Supplied	Ward 5	60413	16847		43 566	28%
<b>Tax</b>							
Electricity			57404	4078		53 326	7%
Water			215665	25500		190 166	12%
Refuse			155573	22790		132 782	15%
Waste Water			156785	16651		140 134	11%
Interest			119768	25107		94 661	21%
<b>Property Rates</b>	Mun Supplied	Ward 6	94834	16178		26 135	38%
<b>Tax</b>							
Electricity			42312	7959	#REF!		#REF!
Water			251059	13128		237 931	5%
Refuse			167480	31967		135 513	19%
Waste Water			217454	55036		162 418	25%
Interest			242029	14148		227 881	6%
<b>Property Rates</b>	Mun Supplied	Ward 7	1653598	743727		909 871	45%
<b>Tax</b>							
Electricity			755122	606970		148 152	80%
Water			581086	133652		447 435	23%
Refuse			248557	56011		192 547	23%
Waste Water			458260	114048		344 211	25%
Interest			788259	55021		733 238	7%

Complete This Section			Quarter 3 Performance Per Ward			
			9.March			
Services	Electricity Supplier	Ward Name & Number	Billing For August	Collection for August in September	Rand Value of Billing not collected	% Collection
<b>Property Rates</b>	Mun Supplied	Ward 8	834825	319996	514 829	38%
Electricity			995998	866830	129 168	87%
Water			317283	134325	182 958	42%
Refuse			219275	129317	89 958	59%
Waste Water			404089	269628	134 461	67%
Interest			659293	284227	375 066	43%
<b>Property Rates</b>	Mun Supplied	Ward 09	175881	36186	139 696	21%
Electricity			148864	117349	31 515	79%
Water			261379	27062	234 317	10%
Refuse			188055	41861	146 195	22%
Waste Water			231824	77041	154 784	33%
Interest			237377	10880	226 497	5%
<b>Property Rates</b>	Mun Supplied	Ward 10	1016874	447456	569 418	44%
Electricity			984109	677391	306 718	69%
Water			217986	185736	32 249	85%
Refuse			236320	153565	82 755	65%
Waste Water			289685	208618	81 067	72%
Interest			289462	121273	168 189	42%
<b>Property Rates</b>	Mun Supplied	Ward 11	119964	30759	89 205	26%
Electricity			115536	116400	0	101%
Water			122214	32630	89 584	27%
Refuse			142280	68248	74 032	48%
Waste Water			179849	124663	55 186	69%
Interest			167256	55625	111 631	33%
<b>Property Rates</b>	Mun Supplied	Ward 12	2534943	1703499	831 444	67%
Electricity			5222093	4247211	974 882	81%
Water			661716	691270	0	104%
Refuse			600746	447315	153 431	74%
Waste Water			839556	738518	101 038	88%
Interest			312109	46633	792 923	6%
<b>Property Rates</b>	Mun Supplied	Ward 13	78633	17456	61 177	22%
Electricity			55653	3849	51 805	7%
Water			190528	22855	167 673	12%
Refuse			141377	48177	93 199	34%
Waste Water			193630	118518	75 113	61%
Interest			198058	13703	184 355	7%

## Complete This Section

Quarter 3 Performance Per Ward

			9.March			
Services	Electricity Supplier	Ward Name & Number	Billing For August	Collection for August in September	Rand Value of Billing not collected	% Collection
<b>Property Rates Tax</b>	Mun Supplied	Ward 14	595043	453344	141 699	76%
Electricity			1121545	1011193	110 352	90%
Water			174832	118092	56 741	68%
Refuse			170163	91017	79 146	53%
Waste Water			197701	116230	81 471	59%
Interest			110845	17947	92 898	16%
<b>Property Rates Tax</b>			Mun Supplied	Ward 15	78036	12743
Electricity	109122	24027			85 095	22%
Water	595879	18312			577 567	3%
Refuse	146252	15133			131 119	10%
Waste Water	145980	17422			128 558	12%
Interest	127199	17186.79			110 013	14%
<b>Property Rates Tax</b>	Mun Supplied	Ward 16			71769	7497
Electricity			-15750	12743	0	-81%
Water			378158	15655	362 503	4%
Refuse			114099	5239	108 860	5%
Waste Water			-1486354	45256	0	-3%
Interest			108963	3057	105 906	3%
<b>Property Rates Tax</b>			Mun Supplied	Ward 17	273854	91093
Electricity	707333	712199			0	101%
Water	226624	61290			165 333	27%
Refuse	330722	68575			262 147	21%
Waste Water	-1623475	187699			0	-12%
Interest	350365	72105			278 260	21%
<b>Property Rates Tax</b>	Mun Supplied	Ward 18			237035	33089
Electricity			349641	160342	189 299	46%
Water			253361	51385	201 976	20%
Refuse			249822	88130	161 692	35%
Waste Water			403362	213703	189 659	53%
Interest			312171	23803	288 368	8%
<b>Property Rates Tax</b>			Mun Supplied	Ward 19	91297	22385
Electricity	73876	14052			59 824	19%
Water	241898	44080			197 818	18%
Refuse	141433	52571			88 863	37%
Waste Water	177737	91144			86 593	51%
Interest	167878	21297			146 581	13%

### 16.4.2. Monthly – restriction of the Free Basic Services to Indigent Households

Description	Ref	Current Year - 2025/2026				2025/2026 - Monthly Monitoring											
		Baseline	Adopted Budget	Adjusted Budget	Full Year Forecast	M01	M02	M03	M04	M05	M06	M07	M08	M09	M10	M11	M12
<b>Indigent Household service targets</b>	1																
<b>Water: (Include All Indigent households also in Eskom supplied areas)</b>																	
Indigent HHs with piped water inside dwelling		12 619	12 727	-	12 727	12 261	12 361	12 444	12 781	12 857	12 861	12 896	13 001	13 025	-	-	-
Indigent HHs with piped water inside yard (but not in dwelling)	2																
Indigent HHs using public tap (at least min.service level)	3																
Indigent HHs with other water supply (at least min.service level)	4																
<b>Total no. of Indigent HHs receiving Minimum Service Level and Above sub-total</b>		12 619	12 727	-	12 727	12 261	12 361	12 444	12 781	12 857	12 861	12 896	13 001	13 025	-	-	-
Indigent HHs using public tap (< min.service level)	3																
Indigent HHs with other water supply (< min.service level)	4																
Indigent HHs with No water supply	5	200	26	-	-	-	-	-	-	-	-	-	-	-	-	-	-
<b>Total no. of Indigent HHs receiving - Below Minimum Service Level sub-total</b>		200	26	-	-	-	-	-	-	-	-	-	-	-	-	-	-
<b>Total number of registered indigent households</b>	5	12 819	12 753	-	12 727	12 261	12 361	12 444	12 781	12 857	12 861	12 896	13 001	13 025	-	-	-
<b>Status of Water meters :</b>																	
Number of Indigent HHs with prepaid Water		-	-	-	-	-	-	-	-	-	-	-	-	-	-	-	-
Number of Indigent HHs with conventional metered Water		12 819	12 727	-	12 727	12 261	12 361	12 444	12 781	12 857	12 861	12 896	13 001	13 025	-	-	-
Number of Indigent HHs NOT metered currently - Water		-	-	-	26	-	-	-	-	-	-	-	-	-	-	-	-
Number of Indigent HHs with NO Water supply - No metering		200	26	-	-	-	-	-	-	-	-	-	-	-	-	-	-
<b>Total number of registered indigent households</b>	10	13 019	12 753	-	12 753	12 261	12 361	12 444	12 781	12 857	12 861	12 896	13 001	13 025	-	-	-
<b>Status of unlimited supply of Water :</b>																	
Number of Indigent HHs with conventional metered Water - where the municipality is NOT physically restricting Water to the national free basic limit of 6 kilolitres per household per month		12 819	12 727	-	12 727	12 261	12 361	12 444	12 781	12 857	12 861	12 896	13 001	13 025	-	-	-
Number of Indigent HHs NOT metered currently receiving unlimited supply - Water		-	-	-	26	-	-	-	-	-	-	-	-	-	-	-	-
<b>Total number of registered indigent households receiving unlimited supply - Water</b>		12 819	12 727	-	12 753	12 261	12 361	12 444	12 781	12 857	12 861	12 896	13 001	13 025	-	-	-
Of the Total Number of registered indigent households receiving unlimited supply - State the Number of HHs billed for consumption above the 6 kilolitres	11	10 341	10 181	-	10 181	1 599	3 027	1 371	1 181	1 122	-	-	-	266	-	-	-
<b>Energy: (Include All Indigent households also in Eskom supplied areas)</b>																	
Indigent HHs with Electricity (at least min.service level)		800	724	-	-	-	-	-	-	-	-	-	-	-	-	-	-
Indigent HHs with Electricity - prepaid (min.service level)		12 623	12 623	-	12 753	12 261	12 361	12 444	12 781	12 857	12 861	12 861	13 001	13 025	-	-	-
<b>Total no. of Indigent HHs receiving Minimum Service Level and Above sub-total</b>		13 423	13 347	-	12 753	12 261	12 361	12 444	12 781	12 857	12 861	12 861	13 001	13 025	-	-	-
Indigent HHs with Electricity (< min.service level)		-	-	-	-	-	-	-	-	-	-	-	-	-	-	-	-
Indigent HHs with Electricity - prepaid (< min.service level)		-	200	-	200	-	-	-	-	-	-	-	-	-	-	-	-
Indigent HHs with other energy sources		-	-	-	-	-	-	-	-	-	-	-	-	-	-	-	-
<b>Total no. of Indigent HHs receiving - Below Minimum Service Level sub-total</b>		-	200	-	200	-	-	-	-	-	-	-	-	-	-	-	-
<b>Total number of registered indigent households</b>	5	13 423	13 547	-	12 953	12 261	12 361	12 444	12 781	12 857	12 861	12 861	13 001	13 025	-	-	-
<b>Status of Electricity meters :</b>																	
Number of Indigent HHs with prepaid Electricity		12 623	12 623	-	12 753	12 261	12 361	12 444	12 781	12 857	12 750	12 785	12 865	13 025	-	-	-
Number of Indigent HHs with conventional metered Electricity		1 000	724	-	724	130	130	130	134	134	111	111	136	67	-	-	-
Number of Indigent HHs NOT metered currently - Electricity		-	-	-	-	-	-	-	-	-	-	-	-	-	-	-	-
Number of indigent HHs with other energy sources - No metering		-	-	-	-	-	-	-	-	-	-	-	-	-	-	-	-
<b>Total number of registered indigent households</b>	12	13 623	13 347	-	13 477	12 391	12 491	12 574	12 915	12 991	12 861	12 896	13 001	13 092	-	-	-
<b>Status of unlimited supply of Electricity:</b>																	
Number of Indigent HHs with conventional metered Electricity - where the municipality is NOT physically restricting Electricity to the national free basic limit of 50kwh per household per month		1 000	724	-	724	-	-	-	-	-	-	111	136	67	-	-	-
Number of Indigent HHs NOT metered currently receiving unlimited supply - Electricity		-	-	-	-	-	-	-	-	-	-	-	-	-	-	-	-
<b>Total number of registered indigent households receiving unlimited supply - Electricity</b>		1 000	724	-	724	-	-	-	-	-	-	111	136	67	-	-	-
Of the Total Number of registered indigent households receiving unlimited supply of Electricity - State the Number of HHs billed for consumption above the 50 kwh	13	1 000	724	-	724	130	130	130	134	134	111	111	136	67	-	-	-
<b>Number of ALL Households receiving Free Basic Service (including registered Indigent Households)</b>	7																
Water (6 kilolitres per household per month)		12 819	12 753	-	12 727	12 261	12 361	12 444	12 781	12 857	12 861	12 785	13 001	13 025	-	-	-
Electricity/other energy (50kwh per household per month)		13 623	13 347	-	13 477	12 261	12 361	12 444	12 781	12 857	12 861	12 896	13 001	13 025	-	-	-
<b>Cost of Free Basic Services provided to ALL Households in - Formal Settlements (R'000)</b>																	
Water (6 kilolitres per household per month)		8 587 516	14 702 544	-	14 702 544	1 230 943	1 240 982	1 249 315	1 394 727	1 122 416	680 198	1 294 693	1 305 235	1 307 645	-	-	-
Electricity/other energy (50kwh per household per month)		(22 468 781)	20 788 856	-	20 788 856	1 324 663	1 337 944	1 337 245	1 333 110	1 313 188	1 322 643	1 326 236	1 364 728	1 350 352	-	-	-
<b>Cost of Free Basic Services provided to ALL Households in - Informal Formal Settlements (R'000)</b>																	
Water (6 kilolitres per household per month)		-	-	-	-	-	-	-	-	-	-	-	-	-	-	-	-
Electricity/other energy (50kwh per household per month)		-	-	-	-	-	-	-	-	-	-	-	-	-	-	-	-
<b>Total cost of FBS Water and Electricity provided to ALL Households</b>	8	(13 881 265)	35 491 400	-	35 491 400	2 555 606	2 578 926	2 586 560	2 727 836	2 435 604	2 002 841	2 620 929	2 669 963	2 657 996	-	-	-
<b>Highest level of free service provided per household (ALL Households)</b>																	
Property rates (R value threshold)		1 500 000	1 500 000	-	1 500 000	1 500	1 500	1 500	1 500	1 500	1 500	1 500	1 500	1 500	1 500	1 500	1 500
Water (kilolitres per household per month)		6	6	-	6	6	6	6	6	6	6	6	6	6	6	6	6
Sanitation (kilolitres per household per month)		-	-	-	-	-	-	-	-	-	-	-	-	-	-	-	-
Sanitation (Rand per household per month)		149	156	-	162	162	162	162	162	162	162	162	162	162	162	162	162
Electricity (kwh per household per month)		50	50	-	50	50	50	50	50	50	50	50	50	50	50	50	50
Refuse (average litres per week)		1	1	-	1	1	1	1	1	1	1	1	1	1	1	1	1
<b>Revenue cost of subsidised services provided for ALL Households (R'000)</b>	9																
<b>Residential Category: Property rates (tariff adjustment) ( impermissible values per section 17 of MPRA)</b>	14(a)	201 345 000	200 205 000	-	191 295 000	#####	165 000	#####	#####	#####	192 915	192 915	195 015	195 375	-	-	-
<b>PSI Category: Property rates (tariff adjustment) ( impermissible values per section 17 of MPRA)</b>	14(b)																
Additional Subsidies: Property rates exemptions, reductions and rebates in excess of section 17 of MPRA		201 345 000	200 205 000	-	191 295 000	#####	165 000	#####	#####	#####	192 915	192 915	195 015	195 375	-	-	-
Water (in excess of 6 kilolitres per indigent household per month)	15	-	-	-	-	-	-	-	-	-	-	-	-	-	-	-	-
Sanitation (in excess of free sanitation service to indigent households)	16	-	-	-	-	-	-	-	-	-	-	-	-	-	-	-	-
Electricity/other energy (in excess of 50 kwh per indigent household per month)		-	-	-	-	-	-	-	-	-	-	-	-	-	-	-	-
Refuse (in excess of one removal a week for indigent households)		-	-	-	-	-	-	-	-	-	-	-	-	-	-	-	-
Municipal Housing - rental rebates		-	-	-	-	-	-	-	-	-	-	-	-	-	-	-	-
Housing - top structure subsidies		-	-	-	-	-	-	-	-	-	-	-	-	-	-	-	-
Other		-	-	-	-	-	-	-	-	-	-	-	-	-	-	-	-
<b>Total revenue cost of subsidised services provided</b>		402 690 000	400 410 000	-	382 590 000	#####	330 000	#####	#####	#####	385 830	385 830	390 030	390 750	-	-	-

# 16.5 MFMA Circular 124- Condition 6.8(Completeness of the revenue base)



Property Rates Reconciliation						
Province	FS					
District	Fzile Dabi District					
Type	LM					
Municipal Name	Ngwathe					
GV Period	01/07/2025- 30/06/2030					
Financial Year	2025/2026					
Reconciliation Period	Quarter 3					
Reconciliation Overview						
High Level Reconciliation						
Property Categories	# of Properties			Market Values		
	GV	MFS	Variance	GV Market Values	MFS Market Values	Variance
Residential	23675	26311	-2636	2 513 608 000,00	5 663 560 150,00	-3 149 952 150,00
Industrial	98	101	-3	43 356 500,00	88 569 000,00	-45 212 500,00
Business and Commercial	793	893	-100	396 693 000,00	778 912 940,00	-382 219 940,00
Agricultural	5190	5357	-167	2 710 376 000,00	5 707 406 600,00	-2 997 030 600,00
Mining	3	3	0	8 250 000,00	8 250 000,00	-
State Owned for Public Purpose	442	471	-29	295 791 700,00	917 833 200,00	-622 041 500,00
PSI	226	235	-9	70 181 000,00	93 489 000,00	-23 308 000,00
PBO	2	4	-2	1 350 000,00	2 767 000,00	-1 417 000,00
Multi Use	0	0	0	-	-	-
Vacant	2423	5496	-3073	55 296 300,00	368 197 350,00	-312 901 050,00
POW	175	255	-80	64 692 700,00	124 174 700,00	-59 482 000,00
Municipal	10337	9589	6148	350 110 105,00	501353 987,00	-151243 882,00
Other	0	0	0	-	-	-
<b>Total</b>	<b>49314</b>	<b>49115</b>	<b>199</b>	<b>6 509 705 305,00</b>	<b>11 254 513 927,00</b>	<b>-7 744 808 622,00</b>
Detailed Reconciliation						
Property Categories	Monthly Billing			Quarterly		
	GV	MFS	Variance	GV	MFS	Variance
Residential	2 311 358	6 465 903	-4 154 545	6 934 073,48	19 397 709,09	-12 463 635,62
Industrial	54 918	112 187	-57 269	164 754,70	336 562,26	-171 807,56
Business and Commercial	829 750	1 629 227	-799 477	2 489 248,58	4 887 680,52	-2 398 431,95
Agricultural	767 940	1 617 100	-849 160	2 303 819,60	4 851 298,71	-2 547 479,11
Mining	16 363	16 363	-	49 087,50	49 087,50	-
State Owned for Public Purpose	566 654	1 919 601	-1 333 148	1 759 960,62	5 759 404,17	-3 999 443,55
PSI	13 919	26 489	-12 570	41 757,70	79 466,85	-37 709,15
PBO	1 688	3 459	-1 771	5 062,50	10 376,25	-5 313,75
Multi Use	-	-	-	-	-	-
Vacant	92 160	613 660	-521 499	276 481,50	1 840 979,28	-1 564 497,78
POW	-	1 657	-1 657	-	4 971,48	4 971,48
Municipal	-	6 085	-6 085	-	18 254,76	18 254,76
Other	-	-	-	-	-	-
<b>Total</b>	<b>R4 674 748,72</b>	<b>R12 411 930,29</b>	<b>-R7 737 181,57</b>	<b>14 024 246,16</b>	<b>37 235 790,87</b>	<b>-23 211 544,71</b>
Prepared By	Moipone Mazamelela			Date	10/04/2026	
Signature				Contact Detail	0780063229	
Reviewed By	B. Rhadebe			Date	10/04/2026	
Signature				Contact Detail	0690193194	

TABLE 2. ACTION PLAN

FS203 - GVR vs FMS RECONCILIATION : VARIANCE ACTION PLAN				
Property Categories	GV	MFS	Variance	ACTIVITIES TO BE UNDERTAKEN TO CORRECT THE VARIANCES
Residential	23675	26311	-2636	To be Investigated and corrected by the 30 <sup>th</sup> June 2026
Industrial	98	101	-3	To be Investigated and corrected by the 30 <sup>th</sup> April 2026
Business and Commercial	793	893	-100	To be Investigated and corrected by the 30 <sup>th</sup> May 2026
Agricultural	5190	5357	-167	To be Investigated and corrected by the 30 <sup>th</sup> May 2026
Mining	3	3	0	
State Owned for Public Purpose	442	471	-29	To be Investigated and corrected by the 30 <sup>th</sup> April 2026
PSI	226	235	-9	To be Investigated and corrected by the 30 <sup>th</sup> April 2026
PBO	2	4	-2	To be Investigated and corrected by the 30 <sup>th</sup> April 2026
Multi Use	0	0	0	To be Investigated and corrected by the 30 <sup>th</sup> April 2026
Vacant	2423	5496	-3073	To be Investigated and corrected by the 30 <sup>th</sup> June 2026
POW	175	255	-80	To be Investigated and corrected by the 30 <sup>th</sup> April 2026
Municipal	16137	9989	6148	To be Investigated and corrected by the 30 <sup>th</sup> June 2026
Other	0	0	0	
<b>TOTALS</b>	<b>49164</b>	<b>49115</b>	<b>49</b>	

MONTHLY PLAN - GVR RECON VARIANCE ACTION PLAN					Comments
Property Categories	Nov-26	Dec-26	Jan-26	Feb-26	
Residential	1132	1116	1116	371	variance is due to properties added through Supplementary valuation Roll 2, which increased the number of reteable residential properties.
Industrial	0	0	0	-3	variance relates to correction of property category classification during the monthly GVR reconciliation process.
Business and Commercial	42	42	42	-16	decrease resulted fro, adjustments captured following of Supplementary Valuation Roll 2.
Agricultural	-57	-33	-33	-167	variance is due to properties added through Supplementary valuation Roll 2, which increased the number of reteable residential properties.
Mining	0	0	0	0	No variance noted for the reporting .
State Owned for Public Purpose	-36	-37	-37	11	Increase relates to updates captured during the monthly GVR reconciliation process.
PSI	206	203	203	4	variance due to minor property classification adjustments identified during reconciliation.
PBO	-4	-4	-4	0	No variance noted for the reporting period.
Multi Use	0	0	0	0	No variance noted for the reporting period.
Vacant	4703	4697	4697	95	increase attricuted to properties recorded as vacant following updates from Supplementary Valuation Roll 2.
POW	-84	-84	-84	3	variance relates to correction of property category classification during the monthly GVR reconciliation process.
Municipal	-5860	-5864	-5864	24	adjustment due to municipal property records updated during the reconciliation of the valuation roll.
Other					

PREPARED BY: (INITIALS SURNAME) M. Mazamelela

SIGNATURE




DATE

11/03/2026

REVIEWED BY: (INITIALS SURNAME) B. Radebe

SIGNATURE




DATE

11/03/2026

## Water Debt Relief


# Water Debt Relief

## 16.6 Water Debt Relief Guideline(condition 7.3.1.1)Municipal assessment)

Annexure 02 - Monthly			
 <b>Department of Water and Sanitation and National Treasury</b> <b>Water Debt Relief</b> Water Debt Relief Guideline Municipal Finance Management Act No. 56 of 2003			
<b>National Treasury</b>			
<b>Certificate of Compliance: Water Debt Relief Conditions</b>			
Period	Mar-26		
National Financial Year	2025/26		
Demarcation Code of Municipality being assessed	FS203		
District	Fezile Dabi		
Demarcation Description	Ngwathe		
I, Dr FP Molhamaha, hereby certify that the provincial treasury monitored the municipality's compliance against the conditions of Municipal Debt Relief as set-out in the <b>Water Debt Relief Guideline</b> and that the Provincial Treasury is satisfied and certifies that the said municipality fully complies with the conditions as set-out in the table below:			
<i>Choose from drop down list</i>			
Water Debt Relief Conditions (Monthly reporting)			Notes/Comments
Condition	7.1 Maintaining the bulk water current account – (current account for the purpose of this exercise means the account for a single month's consumption that was due and payable during the month being assessed).		
7.1	- Has the municipality paid its <b>bulk water current account</b> within 30 days of receiving the relevant invoice (this applies to all municipalities, including metros)? <i>Note - refer condition 7.1.</i>	Yes, fully paid	The rand water billed the amount of R 4 377 622.96 in February 2026 and the Municipality made payments of R 14 589 918.43 during the month of March 2026 for Rand Water. In respect of DWS the municipality made payments amounting to R185 604.56 in the current month . In terms of the other bulk water supplier, namely Rand Water, Ngwathe Municipality have a favourable payment arrangement in respect of the outstanding debt, the Municipality owe a total amount of R29 309 617.69 as at the end of March 2026.
7.1.1	- Has the municipality submitted the supporting evidence of the bulk water current account payment(s) to the relevant Water Board (WB) and/ or Water Trading Entity (WTE) and / or Water User Association (WUA) within 1 day of making any such payment (in PDF format)?	Select	
7.1.2	- Has the municipality submitted the consolidated proof of payments to the respective bulk suppliers to the National Treasury GoMuni Upload portal <a href="https://guploadportal.treasury.gov.za">https://guploadportal.treasury.gov.za</a> by the 10th working day of the month following the invoice date (in PDF format)?	Yes	Rand Water and DWA POE was submitted to budget office.
7.1.2	- Does the amount of the bulk water current account payment as per the proof of payment reconcile to the amount recorded on the financial system as per the mSCOA data string and the section 41(2) MFMA statement of the Water Board (WB) and/ or Water Trading Entity (WTE) and / or Water User Association (WUA)?	Yes	
7.2 Accounting Treatment and mSCOA Reporting			
7.2.1	<b>Accounting Treatment</b> - has the municipality fully accounted for and correctly reported on the write-off of its Water arrear debt (debt existing as on 30 September 2024) as per any written instruction of the National Treasury; Office of the Accountant General and NT: CD: Local Government Budget Analysis issued for Water Debt Relief to date?	N/A (No write-off yet)	
7.2.1	Did the municipality account for any related benefit (e.g. interest suppression, etc.) and does such align with mSCOA?	N/A (No benefit yet)	
7.3 Monitor and report on implementation –			

Activate  
Go to Settings

7	7.3.1	MFMA section 71 reporting – has the municipal council and senior management team instituted processes to monitor and enforce accountability for the implementation of the Water Debt Relief Conditions as part of the implementation of the municipality's funded budget (and Budget Funding Plan where relevant)?	Yes
8	7.3.1.1	Does the municipality's MFMA section 71 statement for the month being assessed include the municipality's water debt relief compliance self-assessment (signed by the Municipal Manager) - in the format of the Water Debt Relief compliance certificate (Annexure 02 of the Water Debt Relief Guideline)?	Yes
9	7.3.1	Does the municipality's MFMA section 71 statement for the month being assessed -	
10	7.3.1.2	Part A: Include the municipality's progress against its approved funded budget?	Yes
11	7.3.1.2	Part B: If the municipality's budget was assessed as unfunded by any of the Treasuries, the municipality include the progress against approved Budget Funding Plan?	Yes
12	7.3.1.2	Does the municipality's progress report envisaged in Part A and B above clearly demonstrate that the municipality is achieving the required Water Debt Relief compliance?	Yes
13	7.3.1.3	- Include the municipality's water losses (both in Rand value and kilolitres) for the month being assessed? (MFMA Circular 71)	Yes
14	7.3.1.3	- Include the municipality's energy losses (both in Rand value and kilowatt hours) for the month being assessed? (MFMA Circular 71)	Yes
15	7.3.1.3	- If the municipality is unable to calculate and report on its water and/or energy losses, did the municipality make any progress in terms of its loss calculation/ reporting strategy towards calculating and reporting on such losses?	Yes
16	7.3.1.3	- Include the progress made to reduce the municipality's reported water and/ or energy losses against its water-and energy losses reduction strategy?	Yes
17	7.3.1.2	Municipalities with financial recovery plans (FRP) - Municipalities with financial recovery plans (FRP) – if the municipality has a FRP as envisaged in the prevailing local government legislative framework: Did the municipality's FRP progress report during the month being assessed, explicitly include the municipality's progress against those components of the FRP aimed to achieve water debt relief compliance as part of achieving a funded budget?	No
18	7.3.1.2	- Municipalities with financial recovery plans (FRP) – Was the municipality's FRP progress report during the month being assessed, submitted to the relevant Provincial Executive?	No
18	7.3.2	- If progress is slow in terms of paragraph 7.3.1, is the municipal council and senior management team's active intervention evident from the narratives supporting the municipality's monthly MFMA section 71 reporting and recorded on the financial system as per the mSCOA data string?	No

PT: HOD/ NT / MM Name: 

Signature of PT: HOD/ NT/ MM: \_\_\_\_\_

Date: \_\_\_\_\_

\*\*Note – If the official is signing on behalf of the Head of the Provincial Treasury (HOD) / Municipal Manager, the written procurator of the HOD / MM must be attached as an Annexure to this Certificate of Compliance.

\*\*Note – The Signed Certificate to be uploaded on Gomum! must not include comments column - comments need to be incorporated into the related PT report

Activate V  
Go to Setting


## 16.7 Water Debt Relief Performance across the period of debt relief participation

National Treasury		Legend	
Water Debt Relief		100%	Complied
Water Debt Relief Guideline		60-99%	Moderate Compliance
Municipal Finance Management Act No. 56 of 2003		0-59%	Not Compliant

Monthly Performance Report																						
Municipal Details			Part A				Part B				Part C					Part D			Scoring and Rating			
Month	Code Description	Code	Bulk water current account				Accounting Treatment and mSCOA Reporting				Monitor and report on implementation					FRPs & Implementation progress			Score	Rating		
			C1	C2	C3	C4	C5	C6	C7	C8	C9	C10	C11	C12	C13	C14	C15	C16	C17	C18		
1.July 2025	Complete demarcation Code above Search		Yes																		6%	Not Compliant
2.August 2025	Complete demarcation Code above Search		Yes			Yes															11%	Not Compliant
3.September 2025	Complete demarcation Code above Search		Yes			Yes															11%	Not Compliant
4.October 2025	Complete demarcation Code above Search																				0%	Not Compliant
5.November 2025	Ngwathe	FS203	Yes	No	Yes	Yes		Yes	Yes	Yes	Yes	Yes	Yes	No	No	No	No	No	No	50%	Not Compliant	
6.December 2025	Ngwathe	FS203	Yes		Yes	Yes	Yes	Yes	Yes	Yes	Yes	Yes	Yes	No	No	No	No	No	No	56%	Not Compliant	
7.January 2026	Ngwathe	FS203	Yes		Yes	Yes	N/A	Yes	Yes	Yes	Yes	Yes	Yes	No	No	No	No	No	No	56%	Not Compliant	
8.February 2026	Ngwathe	FS203	No	No	No	No	N/A	N/A	Yes	Yes	Yes	Yes	Yes		No	No	No	No	No	39%	Not Compliant	
9.March 2026	Ngwathe	FS203	Yes		Yes	Yes	N/A	N/A	Yes	Yes	Yes	Yes	Yes	Yes	Yes	Yes	No	No	No	78%	Moderate compliance	

## 16.8 The National/Provincial Treasury Water Debt Relief Compliance Assessment

Annexure 02 - Monthly			
	<b>Department of Water and Sanitation and National Treasury</b> <b>Water Debt Relief</b> Water Debt Relief Guideline Municipal Finance Management Act No. 56 of 2003		
<b>Free State Provincial Treasury</b>			
<b>Certificate of Compliance: Water Debt Relief Conditions</b>			
<b>Period</b>	Jan-26		
<b>National Financial Year</b>	2026/27		
<b>Demarcation Code of Municipality being assessed</b>	FS203		
<b>District</b>	Fezile Dabi		
<b>Demarcation Description</b>	Ngwathe		
I, <a href="#">Pakiso Lebone HOD of Free State Provincial Treasury</a> , hereby certify that the provincial treasury monitored the municipality's compliance against the conditions of Municipal Debt Relief as set-out in the <a href="#">Water Debt Relief Guideline</a> and that the Provincial Treasury is satisfied and certifies that the said municipality fully complies with the conditions as set-out in the table below:			
<b>Water Debt Relief Conditions (Monthly reporting)</b> <span style="float: right; font-size: small;">Choose from drop down list</span>			
<b>Condition</b>	<table border="1" style="width: 100%; border-collapse: collapse;"> <tr> <td style="width: 5%; background-color: #e67e22; color: white; text-align: center; padding: 2px;">7.1</td> <td style="padding: 2px;"> <b>Maintaining the bulk water current account –</b>                      (current account for the purpose of this exercise means the account for a single month's consumption that was due and payable during the month being assessed).                 </td> </tr> </table>	7.1	<b>Maintaining the bulk water current account –</b> (current account for the purpose of this exercise means the account for a single month's consumption that was due and payable during the month being assessed).
7.1	<b>Maintaining the bulk water current account –</b> (current account for the purpose of this exercise means the account for a single month's consumption that was due and payable during the month being assessed).		

Activate Wii  
 Go to Settings t

1	7.1.	- Has the municipality paid its <b>bulk water current account</b> within 30 days of receiving the relevant invoice (this applies to all municipalities, including metros)? <i>Note - refer condition 7.1.</i>	Yes, fully paid
2	7.1.1	- Has the municipality submitted the supporting evidence of the bulk water current account payment(s) to the relevant Water Board (WB) and/ or Water Trading Entity (WTE) and / or Water User Association (WUA) within 1 day of making any such payment (in PDF format)?	Yes
3	7.1.2	- Has the municipality submitted the <b>consolidated</b> proof of payments to the respective bulk suppliers to the National Treasury GoMuni Upload portal <a href="https://lguploadportal.treasury.gov.za">https://lguploadportal.treasury.gov.za</a> by the 10th working day of the month following the invoice date (in PDF format)?	Yes
4	7.1.2	- Does the amount of the bulk water current account payment as per the proof of payment reconcile to the amount recorded on the financial system as per the mSCOA data string and the section 41(2) MFMA statement of the Water Board (WB) and/ or Water Trading Entity (WTE) and / or Water User Association (WUA)?	No
<b>7.2 Accounting Treatment and mSCOA Reporting</b>			
5	7.2.1	<b>Accounting Treatment</b> - has the municipality fully accounted for and correctly reported on the write-off of its Water arrear debt (debt existing as on 30 September 2024) as per any written instruction of the National Treasury: Office of the Accountant General and NT: CD: Local Government Budget Analysis issued for Water Debt Relief to date?	N/A (No write-off yet)
6	7.2.1	Did the municipality account for any related benefit (e.g. interest suppression, etc.) and does such align with mSCOA?	N/A (No benefit yet)
<b>7.3 Monitor and report on implementation –</b>			
7	7.3.1	<b>MFMA section 71 reporting</b> – has the municipal council and senior management team instituted processes to monitor and enforce accountability for the implementation of the Water Debt Relief Conditions as part of the implementation of the municipality's funded budget (and Budget Funding Plan where relevant)?	Yes

Activate Wi  
Go to Settings t

8	7.3.1.1	Does the municipality's MFMA section 71 statement for the month being assessed include the municipality's water debt relief compliance self-assessment (signed by the Municipal Manager) - in the format of the Water Debt Relief compliance certificate (Annexure 02 of the Water Debt Relief Guideline)?	No
<b>7.3.1 Does the municipality's MFMA section 71 statement for the month being assessed -</b>			
9	7.3.1.2	<b>Part A:</b> include the municipality's progress against its approved funded budget?	Yes
10	7.3.1.2	<b>Part B:</b> If the municipality's budget was assessed as unfunded by any of the Treasuries, the municipality include the progress against approved Budget Funding Plan?	No
11	7.3.1.2	- Does the municipality's progress report envisaged in <b>Part A and B</b> above clearly demonstrate that the municipality is achieving the required Water Debt Relief compliance?	Incomplete reporting
12	7.3.1.3	- Include the municipality's water losses (both in Rand value and kilolitres) for the month being assessed? (MFMA Circular 71)	No
13	7.3.1.3	- Include the municipality's energy losses (both in Rand value and kilowatt hours) for the month being assessed? (MFMA Circular 71)	No
14	7.3.1.3	- <b>If the municipality is unable to calculate and report on its water and/or energy losses, did the municipality make any progress in terms of its loss calculation/ reporting strategy towards <i>calculating and reporting on such losses</i>?</b>	No
15	7.3.1.3	- Include the <i>progress made to reduce</i> the municipality's reported water and/ or energy losses against its water-and energy losses reduction strategy?	No
<b>Municipalities with financial recovery plans (FRP)</b>			
16	7.3.1.2	- <b>Municipalities with financial recovery plans (FRP)</b> – if the municipality has a FRP as envisaged in the prevailing local government legislative framework: Did the municipality's FRP progress report during the month being assessed, explicitly include the municipality's progress against those components of the FRP aimed to achieve water debt relief compliance as part of achieving a funded budget?	Not applicable (No FRP)
17	7.3.1.2	- <b>Municipalities with financial recovery plans (FRP)</b> – Was the municipality's FRP progress report during the month being assessed, submitted to the relevant Provincial Executive?	Not applicable (No FRP)
18	7.3.2	- If progress is slow in terms of paragraph 7.3.1, is the municipal council and senior management team's active intervention evident from the narratives supporting the municipality's monthly MFMA section 71 reporting and recorded on the financial system as per the mSCOA data string?	Yes

Activate W  
Go to Settings

PT: HOD/ NT/ MM Name:

Acting HOD : Mr P.E LOBONE

Signature of PT: HOD/ NT/ MM:



Date:

26.02.2026

**\*\*Note** – if the official is signing on behalf of the Head of the Provincial Treasury (HOD) / Municipal Manager, the written procurement of the HOD / MM must be attached as an Annexure to this Certificate of Compliance.

**\*\*Note** – The Signed Certificate to be uploaded on Gomuni must not include comments column - comments need to be incorporated into the related PT report

## 16.9 Maintaining the Eskom bulk current account & Losses

Table below shows the Eskom payments during the month of September 2026.

PAYMENTS FOR JANUARY 2026			
DATE	NAME OF CREDITOR	DESCRIPTION	AMOUNT
15/01/2026	ESKOM	ESKOM DEBIT ORDER	1 000 000.00
			<b>1 000 000.00</b>

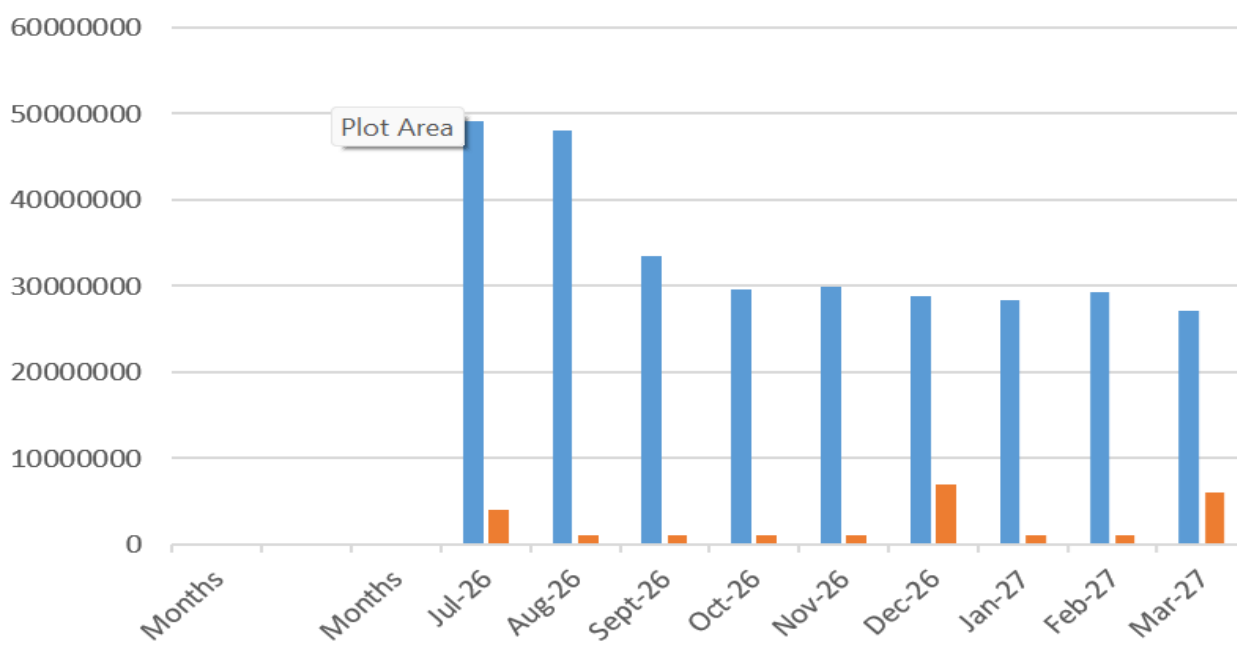
Table below shows the Eskom payments during the month of February 2026.

PAYMENTS FOR FEBRUARY 2026			
DATE	NAME OF CREDITOR	DESCRIPTION	AMOUNT
15/02/2026	ESKOM	ESKOM DEBIT ORDER	1 000 000.00
			<b>1 000 000.00</b>

**PAYMENTS FOR MARCH 2026**

DATE	NAME OF CREDITOR	DESCRIPTION	AMOUNT
15/03/2026	ESKOM PARYS	ELECTRICITY BILL ESKOM	1 000 000.00
13/03/2026	ESKOM PARYS	ELECTRICITY BILL	5 000 000.00
			<b>6 000 000.00</b>

**Eskom Current Account for the period ending 31 March 2026**



Current Invoice  
 Payment



NORTH WESTERN REGION  
PRIVATE BAG X18 Westville 3630



ESKOM HOLDINGS SOC LTD REG NO 2002/015827/30  
VAT REG NO 4740101508

CONTACT CENTRE: (0860) 037546/Sharcca  
FAX NO: 0862 437 566  
E-MAIL: FreeState@eskom.co.za  
WEB: WWW.ESKOM.CO.ZA

NGWATHE LOCAL MUNICIPALITY  
ATT CHIEF FINANCIAL OFFICER  
PO BOX 359  
PARYS  
9585

YOUR ACCOUNT NO	8743682895
SECURITY HELD	1261.97
BILLING DATE	2026-01-26
TAX INVOICE NO	874481443791
ACCOUNT MONTH	JANUARY 2026
CURRENT DUE DATE	2026-02-25
VAT REG NO	4000846588

CUSTOMER SELF SERVICE WEBSITE  
<https://csosonline.co.za>

NORTH WESTERN REGION  
PRIVATE BAG X18 Westville 3630

DIRECT DEPOSIT DETAIL  
BANK: First National Bank  
BRANCH CODE: 223626  
BANK ACC NO: 55070067316

### TAX INVOICE

E-MAIL: cfoadmin@ngwathe.co.za

ACCOUNT TRANSACTION SUMMARY		
FIXED CHARGE	R	0.00
ADMINISTRATION CHARGE	R	4,288.39
TRANSMISSION NETWORK CAPACITY	R	426,796.88
DIST. NETWORK CAPACITY CHARGE	R	1,515,723.42
NETWORK DEMAND CHARGE	R	718,837.92
ANCILLARY SERVICE (ALL)	R	53,553.01
GENERATOR CAPACITY CHARGE	R	316,100.29
LEGACY CHARGE (ALL)	R	3,019,051.07
ENERGY CHARGE (STD)	5,211,503.00	R 8,236,780.50
ENERGY CHARGE (PEAK)	2,142,728.00	R 6,023,636.96
ENERGY CHARGE (OFF)	6,034,024.00	R 6,812,413.10
SERVICE CHARGE	R	246,494.84
ELECTRIFICATION AND RURAL SUBS (ALL)	R	672,090.25
DX EXCESS NETWORK CAPACITY CHA	R	295,599.56
<b>TOTAL CHARGES FOR BILLING PERIOD</b>	<b>R</b>	<b>28,341,345.99</b>

<b>TOTAL CHARGES FOR BILLING PERIOD</b>	<b>R</b>	<b>28,341,345.99</b>
---	----------	----------------------

ACCOUNT SUMMARY FOR JANUARY 2026		
BALANCE BROUGHT FORWARD	(Due Date 2026-01-28)	R 2,886,805,409.74
PAYMENT(S) RECEIVED	Cash - 2025-12-29	-1,500,000.00
PAYMENT(S) RECEIVED	Cash - 2026-01-15	-1,000,000.00
TOTAL CHARGES FOR BILLING PERIOD		28,341,345.99
ADJUSTMENTS	(Summary - See attachment for details)	11,002,677.67
VAT RAISED ON ITEMS AT 15%		4,251,201.90

CURRENT			
43,595,225.36	<b>TOTAL DUE</b>	<b>R</b>	<b>2,927,900,635.60</b>

ARREARS			
>90 DAYS	61-90 DAYS	31-60 DAYS	16-30 DAYS
2,792,291,699.47	44,655,945.26	0.00	47,357,765.01

Total outstanding debt must be settled immediately, subject to disconnection without further notice

ACCOUNT NO / REFERENCE NO

8743682895

NAME

NGWATHE LOCAL MUNICIPALITY

FAX NUMBER

7100 10 0010



TOTAL AMOUNT DUE

2,927,900,635.60

PAYMENT ARRANGEMENT

INSTALMENT

0.00

ARREARS (Due Immediately)

2,884,305,409.74

DUE DATE (For Current Amount)

2026-02-25

AMOUNT PAID

LATE PAYMENT CHARGES WILL BE ADDED TO OVERDUE ACCOUNT



PAGE RUN NO	EE 349
BILL GROUP	
BILL PAGE	1 OF 9

00191000021



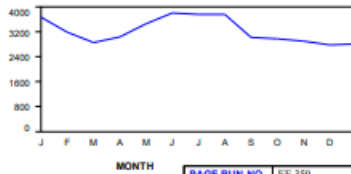
NORTH WESTERN REGION  
 PRIVATE BAG X16 Westville 3630  
**CONTACT CENTRE:** (0860) 037564Sharecca  
**FAX NO:** 0862 437 566  
**E-MAIL:** FreeState@eskom.co.za  
**WEB:** WWW.ESKOM.CO.ZA

NGWATHE LOCAL MUNICIPALITY  
 ATT CHIEF FINANCIAL OFFICER  
 PO BOX 359  
 PARYS  
 9585

<b>YOUR ACCOUNT NO</b>	<b>8743682895</b>
<b>BILLING DATE</b>	2026-01-26
<b>TAX INVOICE NO</b>	874481443791
<b>ACCOUNT MONTH</b>	JANUARY 2026
<b>CURRENT DUE DATE</b>	2026-02-23
<b>VAT REG NO</b>	4000846584
<b>NOTIFIED MAX DEMAND</b>	4,700.00
<b>UTILISED CAPACITY</b>	4,700.00

CONSUMPTION DETAILS (2025-12-25 - 2026-01-24)	
ENERGY CONSUMPTION OFF PEAK kWh	509,052.80
ENERGY CONSUMPTION STD kWh	454,187.72
ENERGY CONSUMPTION PEAK kWh	189,391.00
DEMAND CONSUMPTION - OFF PEAK	2,821.67
DEMAND CONSUMPTION - STD	2,720.18
DEMAND CONSUMPTION - PEAK	2,782.78
DEMAND READING - kWkVA	2,821.67
REACTIVE ENERGY - OFF PEAK	307,489.80
REACTIVE ENERGY - STD	211,757.24
REACTIVE ENERGY - PEAK	75,127.78

<b>PREMISE ID NUMBER</b>	5078937322	<b>TARIFF NAME:</b> Municflex
BULK PHIRTONA MUNICIPALITY		
Administration Charge @ R19.67 per day for 31 days	R	609.77
TX Network Capacity Charge 4,700 kVa @ R10.41 : = R10.41/kVA	R	48,927.00
Network Capacity Charge 4,700 kVA @ R36.97 : = R36.97/kVA	R	173,759.00
Network Demand Charge 2,782.77 kVA @ R24.67 : = R24.67 /kVA	R	68,650.94
Ancillary Service Charge 1,152,631 kWh @ R0.004 /kWh	R	4,610.52
Generator Capacity Charge 4,700 kVa @ R7.71 : = R7.71/kVA	R	36,237.00
Legacy Charge 1,152,631.32 kWh @ R0.2255 /kWh	R	259,918.36
Low Season Standard Energy Charge 454,188 kWh @ R1.5805 /kWh	R	717,844.13
Low Season Peak Energy Charge 189,391 kWh @ R2.8112 /kWh	R	532,415.98
Low Season Off Peak Energy Charge 509,053 kWh @ R1.129 /kWh	R	574,720.84
Service Charge @ R1,135.92 per day for 31 days	R	35,213.52
Electrification and Rural Subsidy 1,152,631 kWh @ R0.0502 /kWh	R	57,862.08
<b>TOTAL CHARGES</b>	<b>R</b>	<b>2,510,769.14</b>



<b>PAGE RUN NO</b>	EE 350
<b>BILL GROUP</b>	
<b>BILL PAGE</b>	2 OF 9

00219 1/000/021



NORTH WESTERN REGION  
 PRIVATE BAG X18 Westville 3630  
**CONTACT CENTRE:** (0860) 037566Shareca  
**FAX NO:** 0862 437 566  
**E-MAIL:** FreeState@eskom.co.za  
**WEB:** WWW.ESKOM.CO.ZA

NGWATHE LOCAL MUNICIPALITY  
 ATT CHIEF FINANCIAL OFFICER  
 PO BOX 359  
 PARYS  
 9585

<b>YOUR ACCOUNT NO</b>	<b>8743682895</b>
<b>BILLING DATE</b>	2026-01-26
<b>TAX INVOICE NO</b>	874481443791
<b>ACCOUNT MONTH</b>	JANUARY 2026
<b>CURRENT DUE DATE</b>	2026-02-23
<b>VAT REG NO</b>	4000846586
<b>NOTIFIED MAX DEMAND</b>	5,500.00
<b>UTILISED CAPACITY</b>	5,500.00

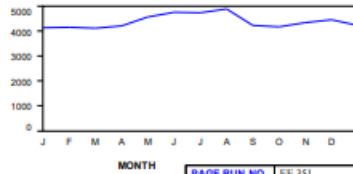
**CONSUMPTION DETAILS (2025-12-25 - 2026-01-24)**

ENERGY CONSUMPTION OFF PEAK kWh	860,149.43
ENERGY CONSUMPTION STD kWh	716,395.92
ENERGY CONSUMPTION PEAK kWh	292,330.74
ENERGY CONSUMPTION ALL kWh	1,868,876.09
DEMAND CONSUMPTION - OFF PEAK	3,847.12
DEMAND CONSUMPTION - STD	4,135.80
DEMAND CONSUMPTION - PEAK	4,246.03
DEMAND READING - kWkVA	4,246.03
REACTIVE ENERGY - OFF PEAK	493,075.28
REACTIVE ENERGY - STD	383,437.00
REACTIVE ENERGY - PEAK	141,055.36

**PREMISE ID NUMBER** 5078937938 **TARIFF NAME:** Municiflex

BULK HEILBRON MUNICIPALITY

Administration Charge @ R19.67 per day for 31 days	R	609.77
TX Network Capacity Charge 5,500 kVa @ R10.41 : = R10.41/kVa	R	57,255.00
Network Capacity Charge 5,500 kVa @ R36.97 : = R36.97/kVa	R	203,335.00
Network Demand Charge 4,246.04 kVa @ R24.67 : = R24.67 /kVa	R	104,749.81
Ancillary Service Charge 1,868,876 kWh @ R0.004 /kWh	R	7,475.50
Generator Capacity Charge 5,500 kVa @ R7.71 : = R7.71/kVa	R	42,405.00
Legacy Charge 1,868,876.09 kWh @ R0.2255 /kWh	R	421,431.56
Low Season Standard Energy Charge 716,396 kWh @ R1.5805 /kWh	R	1,132,263.88
Low Season Peak Energy Charge 292,331 kWh @ R2.8112 /kWh	R	821,800.91
Low Season Off Peak Energy Charge 860,149 kWh @ R1.129 /kWh	R	971,108.22
Service Charge @ R1,135.92 per day for 31 days	R	35,213.52
Electrification and Rural Subsidy 1,868,876 kWh @ R0.0502 /kWh	R	93,817.58
Fixed Charge @ R0.00	R	0.00
<b>TOTAL CHARGES</b>	<b>R</b>	<b>3,891,465.75</b>



<b>PAGE RUN NO</b>	EE 351
<b>BILL GROUP</b>	
<b>BILL PAGE</b>	3 OF 9

0021510000001



NORTH WESTERN REGION  
 PRIVATE BAG X18 Westville 3630  
**CONTACT CENTRE:** (0864) 037566/Starucca  
**FAX NO:** 0862 437 566  
**E-MAIL:** FreeState@eskom.co.za  
**WEB:** WWW.ESKOM.CO.ZA

NGWATHE LOCAL MUNICIPALITY  
 ATT CHIEF FINANCIAL OFFICER  
 PO BOX 359  
 PARYS  
 9585

<b>YOUR ACCOUNT NO</b>	<b>8743682895</b>
<b>BILLING DATE</b>	2026-01-26
<b>TAX INVOICE NO</b>	874481443793
<b>ACCOUNT MONTH</b>	JANUARY 2026
<b>CURRENT DUE DATE</b>	2026-02-25
<b>VAT REG NO</b>	4000846586
<b>NOTIFIED MAX DEMAND</b>	4,300.00
<b>UTILISED CAPACITY</b>	4,300.00

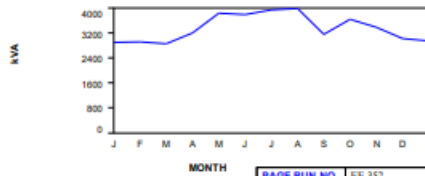
**CONSUMPTION DETAILS (2025-12-25 - 2026-01-24)**

ENERGY CONSUMPTION OFF PEAK kWh	583,751.78
ENERGY CONSUMPTION STD kWh	517,872.56
ENERGY CONSUMPTION PEAK kWh	207,463.00
ENERGY CONSUMPTION ALL kWh	1,309,087.32
DEMAND CONSUMPTION - OFF PEAK	2,613.12
DEMAND CONSUMPTION - STD	2,942.81
DEMAND CONSUMPTION - PEAK	2,950.28
DEMAND READING - kW/kVA	2,950.28
REACTIVE ENERGY - OFF PEAK	335,307.78
REACTIVE ENERGY - STD	241,553.92
REACTIVE ENERGY - PEAK	84,610.92

**PREMISE ID NUMBER** 6544851581 **TARIFF NAME:** Municflex

BULK VREDEFORT MUNIC 132011KV

Administration Charge @ R19.67 per day for 31 days	R	609.77
TX Network Capacity Charge 4,300 kVA @ R10.41 : = R10.41/kVA	R	44,783.00
Network Capacity Charge 4,300 kVA @ R36.97 : = R36.97/kVA	R	158,971.00
Network Demand Charge 2,950.29 kVA @ R24.67 : = R24.67 /kVA	R	72,783.65
Ancillary Service Charge 1,309,087 kWh @ R0.004 /kWh	R	5,236.35
Generator Capacity Charge 4,300 kVA @ R7.71 : = R7.71/kVA	R	33,153.00
Legacy Charge 1,309,087.32 kWh @ R0.2255 /kWh	R	295,199.19
Low Season Standard Energy Charge 517,873 kWh @ R1.5805 /kWh	R	818,498.28
Low Season Peak Energy Charge 207,463 kWh @ R2.8112 /kWh	R	583,219.99
Low Season Off Peak Energy Charge 583,752 kWh @ R1.129 /kWh	R	659,056.01
Service Charge @ R1,135.92 per day for 31 days	R	35,213.52
Electrification and Rural Subsidy 1,309,087 kWh @ R0.0502 /kWh	R	65,716.17
<b>TOTAL CHARGES</b>	<b>R</b>	<b>2,772,419.93</b>



<b>PAGE RUN NO</b>	EE 352
<b>BILL GROUP</b>	
<b>BILL PAGE</b>	4 OF 9

00219 1000001



NGWATHE LOCAL MUNICIPALITY  
 ATT CHIEF FINANCIAL OFFICER  
 PO BOX 359  
 PARYS  
 9585

NORTH WESTERN REGION  
 PRIVATE BAG X16 Westville 3630  
**CONTACT CENTRE:** (0860) 037566/Sharecca  
**FAX NO:** 0862 437 566  
**E-MAIL:** FreeState@eskom.co.za  
**WEB:** WWW.ESKOM.CO.ZA

<b>YOUR ACCOUNT NO</b>	<b>8743682895</b>
<b>BILLING DATE</b>	2026-01-26
<b>TAX INVOICE NO</b>	874481443791
<b>ACCOUNT MONTH</b>	JANUARY 2026
<b>CURRENT DUE DATE</b>	2026-02-25
<b>VAT REG NO</b>	4000846586
<b>NOTIFIED MAX DEMAND</b>	100.00
<b>UTILISED CAPACITY</b>	798.74

**CONSUMPTION DETAILS (2025-12-25 - 2026-01-24)**

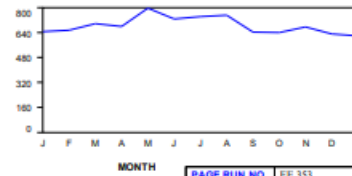
ENERGY CONSUMPTION OFF PEAK KWH	105,808.89
ENERGY CONSUMPTION STD KWH	98,261.43
ENERGY CONSUMPTION PEAK KWH	40,043.85
DEMAND CONSUMPTION - OFF PEAK	619.90
DEMAND CONSUMPTION - STD	560.97
DEMAND CONSUMPTION - PEAK	802.87
DEMAND READING - KW/KVA	619.90
REACTIVE ENERGY - OFF PEAK	65,733.50
REACTIVE ENERGY - STD	47,761.06
REACTIVE ENERGY - PEAK	16,461.57

**PREMISE ID NUMBER**  **TARIFF NAME:** Municflex Rural Interval

BULK NGWATHE TOWNSHIP MUNICIPALITY

Administration Charge @ R19.67 per day for 31 days	R	609.77
TX Network Capacity Charge 798.74 kVA @ R10.41 : = R10.41/kVA	R	8,314.88
Network Capacity Charge 798.74 kVA @ R36.97 : = R36.97/kVA	R	29,529.42
Number of Events: 12	R	0.00
NMD Exceeded by 519.91 kVA	R	0.00
Excess Network Capacity Charge 6,238.91 kVA @ R47.38 : = R47.38/kVA	R	295,599.56
Network Demand Charge 602.88 kVA @ R24.67 : = R24.67 /kVA	R	14,873.05
Ancillary Service Charge 242,114 kWh @ R0.004 /kWh	R	968.46
Generator Capacity Charge 798.74 kVA @ R7.71 : = R7.71/kVA	R	6,158.29
Legacy Charge 242,114.17 kWh @ R0.2255 /kWh	R	54,596.75
Low Season Standard Energy Charge 96,261 kWh @ R1.5805 /kWh	R	152,140.51
Low Season Peak Energy Charge 40,044 kWh @ R2.8112 /kWh	R	112,571.69
Low Season Off Peak Energy Charge 105,809 kWh @ R1.129 /kWh	R	119,458.36
Service Charge @ R1,135.92 per day for 31 days	R	35,213.52
Electrification and Rural Subsidy 242,114 kWh @ R0.0502 /kWh	R	12,154.12

**TOTAL CHARGES** R **842,188.38**



<b>PAGE RUN NO</b>	EE 353
<b>BILL GROUP</b>	
<b>BILL PAGE</b>	5 OF 9

00019 1000000



NORTH WESTERN REGION  
 PRIVATE BAG X16 Westville 3830  
**CONTACT CENTRE:** (0860) 037566/Starcca  
**FAX NO:** 0862 437 566  
**E-MAIL:** FreeState@eskom.co.za  
**WEB:** WWW.ESKOM.CO.ZA

NGWATHE LOCAL MUNICIPALITY  
 ATT CHIEF FINANCIAL OFFICER  
 PO BOX 359  
 PARYS  
 9585

<b>YOUR ACCOUNT NO</b>	<b>8743682895</b>
<b>BILLING DATE</b>	2026-01-26
<b>TAX INVOICE NO</b>	874481443791
<b>ACCOUNT MONTH</b>	JANUARY 2026
<b>CURRENT DUE DATE</b>	2026-02-23
<b>VAT REG NO</b>	4000846586
<b>NOTIFIED MAX DEMAND</b>	400.00
<b>UTILISED CAPACITY</b>	400.00

**CONSUMPTION DETAILS (2025-12-25 - 2026-01-24)**

ENERGY CONSUMPTION OFF PEAK KWH	46,291.92
ENERGY CONSUMPTION STD KWH	34,617.57
ENERGY CONSUMPTION PEAK KWH	13,848.38
DEMAND CONSUMPTION - OFF PEAK	209.42
DEMAND CONSUMPTION - STD	219.24
DEMAND CONSUMPTION - PEAK	233.46
DEMAND READING - KWIKVA	233.46
REACTIVE ENERGY - OFF PEAK	23,431.88
REACTIVE ENERGY - STD	16,588.85
REACTIVE ENERGY - PEAK	5,790.11

**PREMISE ID NUMBER** 8501015796 **TARIFF NAME:** Municiflex Rural Interval

BULK EDENVILLE

Administration Charge @ R19.67 per day for 31 days	R	609.77
TX Network Capacity Charge 400 kVa @ R10.41 : = R10.41/kVA	R	4,164.00
Network Capacity Charge 400 kVA @ R36.97 : = R36.97/kVA	R	14,786.00
Network Demand Charge 233.46 kVA @ R24.67 : = R24.67 /kVA	R	5,759.46
Ancillary Service Charge 94,758 kWh @ R0.004 /kWh	R	379.03
Generator Capacity Charge 400 kVa @ R7.71 : = R7.71/kVA	R	3,084.00
Legacy Charge 94,757.87 kWh @ R0.2255 /kWh	R	21,367.90
Low Season Standard Energy Charge 34,618 kWh @ R1.5805 /kWh	R	54,713.75
Low Season Peak Energy Charge 13,848 kWh @ R2.8112 /kWh	R	38,929.50
Low Season Off Peak Energy Charge 46,292 kWh @ R1.129 /kWh	R	52,283.67
Service Charge @ R1,135.92 per day for 31 days	R	35,213.52
Electrification and Rural Subsidy 94,758 kWh @ R0.0502 /kWh	R	4,756.85

**TOTAL CHARGES** R **236,029.46**



<b>PAGE RUN NO</b>	EE 354
<b>BILL GROUP</b>	
<b>BILL PAGE</b>	6 OF 9

00119 1/02/2026



NORTH WESTERN REGION  
 PRIVATE BAG X16 Westville 3630  
**CONTACT CENTRE:** @0860 037566Shaureca  
**FAX NO:** 0862 437 566  
**E-MAIL:** [FreeState@eskom.co.za](mailto:FreeState@eskom.co.za)  
**WEB:** [WWW.ESKOM.CO.ZA](http://WWW.ESKOM.CO.ZA)

NGWATHE LOCAL MUNICIPALITY  
 ATT CHIEF FINANCIAL OFFICER  
 PO BOX 359  
 PARYS  
 9585

<b>YOUR ACCOUNT NO</b>	<b>8743682895</b>
<b>BILLING DATE</b>	2026-01-26
<b>TAX INVOICE NO</b>	874481443791
<b>ACCOUNT MONTH</b>	JANUARY 2026
<b>CURRENT DUE DATE</b>	2026-02-23
<b>VAT REG NO</b>	4000946588
<b>NOTIFIED MAX DEMAND</b>	21,000.00
<b>UTILISED CAPACITY</b>	21,000.00

**CONSUMPTION DETAILS (2025-12-25 - 2026-01-24)**

ENERGY CONSUMPTION OFF PEAK kWh	3,459,231.00
ENERGY CONSUMPTION STD kWh	2,905,194.00
ENERGY CONSUMPTION PEAK kWh	1,190,049.00
ENERGY CONSUMPTION ALL kWh	7,554,474.00
DEMAND CONSUMPTION - OFF PEAK	14,141.24
DEMAND CONSUMPTION - STD	15,005.76
DEMAND CONSUMPTION - PEAK	15,514.15
DEMAND READING - kW/KVA	15,514.15
REACTIVE ENERGY - OFF PEAK	1,397,292.00
REACTIVE ENERGY - STD	1,055,376.00
REACTIVE ENERGY - PEAK	383,210.00

**PREMISE ID NUMBER**  **TARIFF NAME:** Munitflex

BULK PARYS 13211KV

Administration Charge @ R19.67 per day for 31 days	R	609.77
TX Network Capacity Charge 21,000 kVa @ R10.41 : = R10.41/kVA	R	218,610.00
Network Capacity Charge 21,000 kVA @ R36.97 : = R36.97/kVA	R	776,370.00
Network Demand Charge 15,514.16 kVA @ R24.67 : = R24.67 /kVA	R	382,734.33
Ancillary Service Charge 7,554,474 kWh @ R0.004 /kWh	R	30,217.90
Generator Capacity Charge 21,000 kVa @ R7.71 : = R7.71/kVA	R	161,910.00
Legacy Charge 7,554,474 kWh @ R0.2255 /kWh	R	1,703,533.89
Low Season Standard Energy Charge 2,905,194 kWh @ R1.5805 /kWh	R	4,591,659.12
Low Season Peak Energy Charge 1,190,049 kWh @ R2.8112 /kWh	R	3,345,485.75
Low Season Off Peak Energy Charge 3,459,231 kWh @ R1.129 /kWh	R	3,905,471.80
Service Charge @ R1,135.92 per day for 31 days	R	35,213.52
Electrification and Rural Subsidy 7,554,474 kWh @ R0.0502 /kWh	R	379,234.59
<b>TOTAL CHARGES</b>	<b>R</b>	<b>15,531,030.67</b>



<b>PAGE RUN NO</b>	EE 355
<b>BILL GROUP</b>	
<b>BILL PAGE</b>	7 OF 9

00219 10000275



NGWATHE LOCAL MUNICIPALITY  
 ATT CHIEF FINANCIAL OFFICER  
 PO BOX 359  
 PARYS  
 9585

NORTH WESTERN REGION  
 PRIVATE BAG X16 Westville 3630  
**CONTACT CENTRE:** (0860) 037566/Shaerica  
**FAX NO:** 0862 437 566  
**E-MAIL:** FreeState@eskom.co.za  
**WEB:** WWW.ESKOM.CO.ZA

<b>YOUR ACCOUNT NO</b>	<b>8743682895</b>
<b>BILLING DATE</b>	2026-01-26
<b>TAX INVOICE NO</b>	874481443791
<b>ACCOUNT MONTH</b>	JANUARY 2026
<b>CURRENT DUE DATE</b>	2026-02-25
<b>VAT REG NO</b>	4000846586
<b>NOTIFIED MAX DEMAND</b>	4,300.00
<b>UTILISED CAPACITY</b>	4,300.00

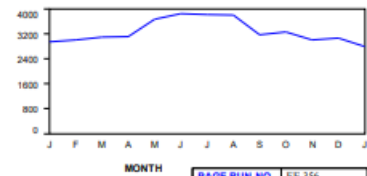
**CONSUMPTION DETAILS (2025-12-25 - 2026-01-24)**

ENERGY CONSUMPTION OFF PEAK kWh	469,738.17
ENERGY CONSUMPTION STD kWh	486,972.57
ENERGY CONSUMPTION PEAK kWh	209,801.55
DEMAND CONSUMPTION - OFF PEAK	2,532.88
DEMAND CONSUMPTION - STD	2,793.47
DEMAND CONSUMPTION - PEAK	2,808.54
DEMAND READING - kW/kVA	2,808.54
REACTIVE ENERGY - OFF PEAK	261,679.70
REACTIVE ENERGY - STD	244,024.32
REACTIVE ENERGY - PEAK	93,800.79

**PREMISE ID NUMBER**  **TARIFF NAME:** Municiflex

BULK KOPPIES MUNIC 886,6kV

Administration Charge @ R19.67 per day for 31 days	R	609.77
TX Network Capacity Charge 4,300 kVa @ R10.41 : = R10.41/kVA	R	44,763.00
Network Capacity Charge 4,300 kVA @ R36.97 : = R36.97/kVA	R	158,971.00
Network Demand Charge 2,808.54 kVA @ R24.67 : = R24.67 /kVA	R	69,286.68
Ancillary Service Charge 1,166,312 kWh @ R0.004 /kWh	R	4,665.25
Generator Capacity Charge 4,300 kVa @ R7.71 : = R7.71/kVA	R	33,153.00
Legacy Charge 1,166,312.29 kWh @ R0.2255 /kWh	R	263,003.42
Low Season Standard Energy Charge 486,973 kWh @ R1.5805 /kWh	R	769,660.83
Low Season Peak Energy Charge 209,602 kWh @ R2.8112 /kWh	R	589,233.14
Low Season Off Peak Energy Charge 469,738 kWh @ R1.129 /kWh	R	530,334.20
Service Charge @ R1,135.92 per day for 31 days	R	35,213.52
Electrification and Rural Subsidy 1,166,312 kWh @ R0.0502 /kWh	R	58,548.86
<b>TOTAL CHARGES</b>	<b>R</b>	<b>2,557,442.67</b>



<b>PAGE RUN NO</b>	EE 356
<b>BILL GROUP</b>	
<b>BILL PAGE</b>	8 OF 9

0011100008



NORTH WESTERN REGION  
PRIVATE BAG X18 Westville 3630

CONTACT CENTRE: (0860) 037566Sharecca

FAX NO: 0862 437 566

E-MAIL: FreeState@eskom.co.za

WEB: WWW.ESKOM.CO.ZA

NGWATHE LOCAL MUNICIPALITY  
ATT CHIEF FINANCIAL OFFICER  
PO BOX 359  
PARYS  
9585

YOUR ACCOUNT NO	8743682895
BILLING DATE	2026-01-26
TAX INVOICE NO	874481443791
ACCOUNT MONTH	JANUARY 2026
CURRENT DUE DATE	2026-02-25
VAT REG NO	4000846586
NOTIFIED MAX DEMAND	4,300.00
UTILISED CAPACITY	4,300.00

**ADJUSTMENTS**

		R	11,002,677.97
ADJUSTMENT	Interest on overdue account	R	8.42
ADJUSTMENT	Interest on overdue account	R	920,600.31
ADJUSTMENT	Interest on overdue account	R	1,491,404.96
ADJUSTMENT	Interest on overdue account	R	1,047,008.55
ADJUSTMENT	Interest on overdue account	R	319,022.60
ADJUSTMENT	Interest on overdue account	R	83,868.17
ADJUSTMENT	Interest on overdue account	R	6,106,552.51
ADJUSTMENT	Interest on overdue account	R	1,034,416.45

PAGE RUN NO	EE 357
BILL GROUP	
BILL PAGE	9 OF 9

00015 1/2025/2026

**FEBRUARY INVOICE**





NORTH WESTERN REGION  
 PRIVATE BAG X16 Westville 3630  
**CONTACT CENTRE:** (0860) 037566/Shareca  
**FAX NO:** 0862 437 566  
**E-MAIL:** FreeState@eskom.co.za  
**WEB:** WWW.ESKOM.CO.ZA

NGWATHE LOCAL MUNICIPALITY  
 ATT CHIEF FINANCIAL OFFICER  
 PO BOX 359  
 PARYS  
 9585

<b>YOUR ACCOUNT NO</b>	<b>8743682895</b>
<b>BILLING DATE</b>	2026-02-28
<b>TAX INVOICE NO</b>	874323531213
<b>ACCOUNT MONTH</b>	FEBRUARY 2026
<b>CURRENT DUE DATE</b>	2026-03-28
<b>VAT REG NO</b>	4000846586
<b>NOTIFIED MAX DEMAND</b>	4,700.00
<b>UTILISED CAPACITY</b>	4,700.00

**CONSUMPTION DETAILS (2026-01-25 - 2026-02-24)**

ENERGY CONSUMPTION OFF PEAK kWh	431,199.48
ENERGY CONSUMPTION STD kWh	465,321.16
ENERGY CONSUMPTION PEAK kWh	208,748.84
DEMAND CONSUMPTION - OFF PEAK	2,674.11
DEMAND CONSUMPTION - STD	2,593.48
DEMAND CONSUMPTION - PEAK	2,703.53
DEMAND READING - kW/KVA	2,703.53
REACTIVE ENERGY - OFF PEAK	281,959.08
REACTIVE ENERGY - STD	227,865.00
REACTIVE ENERGY - PEAK	86,611.56

**PREMISE ID NUMBER**  **TARIFF NAME:** Municiflex

BULK PHIRITONA MUNICIPALITY

Administration Charge @ R19.67 per day for 31 days	R	609.77
TX Network Capacity Charge 4,700 kVa @ R10.41 : = R10.41/kVa	R	48,927.00
Network Capacity Charge 4,700 kVa @ R36.97 : = R36.97/kVa	R	173,759.00
Network Demand Charge 2,703.53 kVa @ R24.67 : = R24.67 /kVa	R	66,696.09
Ancillary Service Charge 1,105,269 kWh @ R0.004 /kWh	R	4,421.08
Generator Capacity Charge 4,700 kVa @ R7.71 : = R7.71/kVa	R	36,237.00
Legacy Charge 1,105,269.48 kWh @ R0.2255 /kWh	R	249,238.27
Low Season Standard Energy Charge 465,321 kWh @ R1.5805 /kWh	R	735,439.84
Low Season Peak Energy Charge 208,749 kWh @ R2.8112 /kWh	R	586,835.19
Low Season Off Peak Energy Charge 431,199 kWh @ R1.129 /kWh	R	486,823.67
Service Charge @ R1,135.92 per day for 31 days	R	35,213.52
Electrification and Rural Subsidy 1,105,269 kWh @ R0.0502 /kWh	R	55,484.50
<b>TOTAL CHARGES</b>	<b>R</b>	<b>2,479,684.93</b>



<b>PAGE RUN NO</b>	EE 221
<b>BILL GROUP</b>	
<b>BILL PAGE</b>	2 OF 9



NGWATHE LOCAL MUNICIPALITY  
 ATT CHIEF FINANCIAL OFFICER  
 PO BOX 359  
 PARYS  
 9585

NORTH WESTERN REGION  
 PRIVATE BAG X16 Westville 3630  
**CONTACT CENTRE:** (0860) 037566Shareca  
**FAX NO:** 0862 437 566  
**E-MAIL:** FreeState@eskom.co.za  
**WEB:** WWW.ESKOM.CO.ZA

<b>YOUR ACCOUNT NO</b>	<b>8743682895</b>
<b>BILLING DATE</b>	2026-02-26
<b>TAX INVOICE NO</b>	874323531213
<b>ACCOUNT MONTH</b>	FEBRUARY 2026
<b>CURRENT DUE DATE</b>	2026-03-28
<b>VAT REG NO</b>	4000846586
<b>NOTIFIED MAX DEMAND</b>	5,500.00
<b>UTILISED CAPACITY</b>	5,500.00

**CONSUMPTION DETAILS (2026-01-25 - 2026-02-24)**

ENERGY CONSUMPTION OFF PEAK kWh	789,008.09
ENERGY CONSUMPTION STD kWh	755,019.54
ENERGY CONSUMPTION PEAK kWh	323,621.68
ENERGY CONSUMPTION ALL kWh	1,867,649.31
DEMAND CONSUMPTION - OFF PEAK	3,604.77
DEMAND CONSUMPTION - STD	4,053.87
DEMAND CONSUMPTION - PEAK	3,975.28
DEMAND READING - kW/KVA	4,053.87
REACTIVE ENERGY - OFF PEAK	504,289.91
REACTIVE ENERGY - STD	437,517.91
REACTIVE ENERGY - PEAK	165,824.08

**PREMISE ID NUMBER** 5078937938 **TARIFF NAME:** Municiflex

BULK HEILBRON MUNICIPALITY

Administration Charge @ R19.67 per day for 31 days	R	609.77
TX Network Capacity Charge 5,500 kVa @ R10.41 : = R10.41/kVA	R	57,255.00
Network Capacity Charge 5,500 kVA @ R36.97 : = R36.97/kVA	R	203,335.00
Network Demand Charge 4,053.87 kVA @ R24.67 : = R24.67 /kVA	R	100,008.97
Ancillary Service Charge 1,867,649 kWh @ R0.004 /kWh	R	7,470.60
Generator Capacity Charge 5,500 kVa @ R7.71 : = R7.71/kVA	R	42,405.00
Legacy Charge 1,867,649.31 kWh @ R0.2255 /kWh	R	421,154.92
Low Season Standard Energy Charge 755,020 kWh @ R1.5805 /kWh	R	1,193,309.11
Low Season Peak Energy Charge 323,622 kWh @ R2.8112 /kWh	R	909,766.17
Low Season Off Peak Energy Charge 789,008 kWh @ R1.129 /kWh	R	890,790.03
Service Charge @ R1,135.92 per day for 31 days	R	35,213.52
Electrification and Rural Subsidy 1,867,649 kWh @ R0.0502 /kWh	R	93,755.98
Fixed Charge @ R0.00	R	0.00

**TOTAL CHARGES** R **3,955,074.07**



<b>PAGE RUN NO</b>	EE 222
<b>BILL GROUP</b>	
<b>BILL PAGE</b>	3 OF 9



NORTH WESTERN REGION  
 PRIVATE BAG X16 Westville 3630  
**CONTACT CENTRE:** (0860) 037566/Shareca  
**FAX NO:** 0862 437 566  
**E-MAIL:** FreeState@eskom.co.za  
**WEB:** WWW.ESKOM.CO.ZA

NGWATHE LOCAL MUNICIPALITY  
 ATT CHIEF FINANCIAL OFFICER  
 PO BOX 359  
 PARYS  
 9585

<b>YOUR ACCOUNT NO</b>	<b>8743682895</b>
<b>BILLING DATE</b>	2026-02-26
<b>TAX INVOICE NO</b>	874323531213
<b>ACCOUNT MONTH</b>	FEBRUARY 2026
<b>CURRENT DUE DATE</b>	2026-03-28
<b>VAT REG NO</b>	4000846586
<b>NOTIFIED MAX DEMAND</b>	4,300.00
<b>UTILISED CAPACITY</b>	4,300.00

**CONSUMPTION DETAILS (2026-01-25 - 2026-02-24)**

ENERGY CONSUMPTION OFF PEAK kWh	540,614.60
ENERGY CONSUMPTION STD kWh	567,862.36
ENERGY CONSUMPTION PEAK kWh	241,055.40
ENERGY CONSUMPTION ALL kWh	1,349,532.36
DEMAND CONSUMPTION - OFF PEAK	2,738.05
DEMAND CONSUMPTION - STD	2,740.66
DEMAND CONSUMPTION - PEAK	3,109.83
DEMAND READING - kW/KVA	3,109.83
REACTIVE ENERGY - OFF PEAK	305,980.04
REACTIVE ENERGY - STD	270,597.40
REACTIVE ENERGY - PEAK	99,774.56

**PREMISE ID NUMBER**  **TARIFF NAME:** Municiflex

BULK VREDEFORT MUNIC 132/11KV

Administration Charge @ R19.67 per day for 31 days	R	609.77
TX Network Capacity Charge 4,300 kVa @ R10.41 : = R10.41/kVA	R	44,763.00
Network Capacity Charge 4,300 kVA @ R36.97 : = R36.97/kVA	R	158,971.00
Network Demand Charge 3,109.84 kVA @ R24.67 : = R24.67 /kVA	R	76,719.75
Ancillary Service Charge 1,349,532 kWh @ R0.004 /kWh	R	5,398.13
Generator Capacity Charge 4,300 kVa @ R7.71 : = R7.71/kVA	R	33,153.00
Legacy Charge 1,349,532.36 kWh @ R0.2255 /kWh	R	304,319.55
Low Season Standard Energy Charge 567,862 kWh @ R1.5805 /kWh	R	897,505.89
Low Season Peak Energy Charge 241,055 kWh @ R2.8112 /kWh	R	677,653.82
Low Season Off Peak Energy Charge 540,615 kWh @ R1.129 /kWh	R	610,354.34
Service Charge @ R1,135.92 per day for 31 days	R	35,213.52
Electrification and Rural Subsidy 1,349,532 kWh @ R0.0502 /kWh	R	67,746.51

**TOTAL CHARGES** R **2,912,408.28**



<b>PAGE RUN NO</b>	EE 223
<b>BILL GROUP</b>	
<b>BILL PAGE</b>	4 OF 9



NGWATHE LOCAL MUNICIPALITY  
 ATT CHIEF FINANCIAL OFFICER  
 PO BOX 359  
 PARYS  
 9585

NORTH WESTERN REGION  
 PRIVATE BAG X116 Westville 3630  
**CONTACT CENTRE:** (0860) 037566Shareca  
**FAX NO:** 0862 437 566  
**E-MAIL:** FreeState@eskom.co.za  
**WEB:** WWW.ESKOM.CO.ZA

<b>YOUR ACCOUNT NO</b>	<b>8743682895</b>
<b>BILLING DATE</b>	2026-02-26
<b>TAX INVOICE NO</b>	874323531213
<b>ACCOUNT MONTH</b>	FEBRUARY 2026
<b>CURRENT DUE DATE</b>	2026-03-28
<b>VAT REG NO</b>	4000846586
<b>NOTIFIED MAX DEMAND</b>	100.00
<b>UTILISED CAPACITY</b>	798.74

**CONSUMPTION DETAILS (2026-01-25 - 2026-02-24)**

ENERGY CONSUMPTION OFF PEAK kWh	85,701.67
ENERGY CONSUMPTION STD kWh	96,621.13
ENERGY CONSUMPTION PEAK kWh	42,868.82
DEMAND CONSUMPTION - OFF PEAK	662.35
DEMAND CONSUMPTION - STD	711.73
DEMAND CONSUMPTION - PEAK	550.10
DEMAND READING - kW/KVA	711.73
REACTIVE ENERGY - OFF PEAK	55,572.18
REACTIVE ENERGY - STD	49,873.18
REACTIVE ENERGY - PEAK	18,488.63

**PREMISE ID NUMBER**  **TARIFF NAME:** Municiflex Rural Interval

BULK NGWATHE TOWNSHIP MUNICIPALITY

Administration Charge @ R19.67 per day for 31 days	R	609.77
TX Network Capacity Charge 798.74 kVa @ R10.41 : = R10.41/kVA	R	8,314.88
Network Capacity Charge 798.74 kVA @ R36.97 : = R36.97/kVA	R	29,529.42
Number of Events: 12	R	0.00
NMD Exceeded by 611.74 kVA	R	0.00
Excess Network Capacity Charge 7,340.84 kVa @ R47.38 : = R47.38/kVA	R	347,809.00
Network Demand Charge 711.74 kVA @ R24.67 : = R24.67 /kVA	R	17,558.63
Ancillary Service Charge 225,192 kWh @ R0.004 /kWh	R	900.77
Generator Capacity Charge 798.74 kVa @ R7.71 : = R7.71/kVA	R	6,158.29
Legacy Charge 225,191.62 kWh @ R0.2255 /kWh	R	50,780.71
Low Season Standard Energy Charge 96,621 kWh @ R1.5805 /kWh	R	152,709.49
Low Season Peak Energy Charge 42,869 kWh @ R2.8112 /kWh	R	120,513.33
Low Season Off Peak Energy Charge 85,702 kWh @ R1.129 /kWh	R	96,757.56
Service Charge @ R1,135.92 per day for 31 days	R	35,213.52
Electrification and Rural Subsidy 225,192 kWh @ R0.0502 /kWh	R	11,304.64
<b>TOTAL CHARGES</b>	<b>R</b>	<b>878,160.01</b>



<b>PAGE RUN NO</b>	EE 224
<b>BILL GROUP</b>	
<b>BILL PAGE</b>	5 OF 9



PRIVATE BULK XTR WFS000E3030

**CONTACT CENTRE:** (0860) 037566Shareca  
**FAX NO:** 0862 437 566  
**E-MAIL:** FreeState@eskom.co.za  
**WEB:** WWW.ESKOM.CO.ZA

NGWATHE LOCAL MUNICIPALITY  
 ATT CHIEF FINANCIAL OFFICER  
 PO BOX 359  
 PARYS  
 9585

<b>YOUR ACCOUNT NO</b>	<b>8743682895</b>
<b>BILLING DATE</b>	2026-02-26
<b>TAX INVOICE NO</b>	874323531213
<b>ACCOUNT MONTH</b>	FEBRUARY 2026
<b>CURRENT DUE DATE</b>	2026-03-28
<b>VAT REG NO</b>	4000846586
<b>NOTIFIED MAX DEMAND</b>	400.00
<b>UTILISED CAPACITY</b>	400.00

**CONSUMPTION DETAILS (2026-01-25 - 2026-02-24)**

ENERGY CONSUMPTION OFF PEAK kWh	42,755.82
ENERGY CONSUMPTION STD kWh	38,518.11
ENERGY CONSUMPTION PEAK kWh	16,046.67
DEMAND CONSUMPTION - OFF PEAK	238.23
DEMAND CONSUMPTION - STD	277.90
DEMAND CONSUMPTION - PEAK	212.80
DEMAND READING - kW/KVA	277.90
REACTIVE ENERGY - OFF PEAK	21,911.92
REACTIVE ENERGY - STD	18,352.43
REACTIVE ENERGY - PEAK	6,648.28

**PREMISE ID NUMBER**  **TARIFF NAME:** Municiflex Rural Interval

BULK EDENVILLE

Administration Charge @ R19.67 per day for 31 days	R	609.77
TX Network Capacity Charge 400 kVa @ R10.41 : = R10.41/kVA	R	4,164.00
Network Capacity Charge 400 kVA @ R36.97 : = R36.97/kVA	R	14,788.00
Network Demand Charge 277.91 kVA @ R24.67 : = R24.67 /kVA	R	6,856.04
Ancillary Service Charge 97,321 kWh @ R0.004 /kWh	R	389.28
Generator Capacity Charge 400 kVa @ R7.71 : = R7.71/kVA	R	3,084.00
Legacy Charge 97,320.6 kWh @ R0.2255 /kWh	R	21,945.80
Low Season Standard Energy Charge 38,518 kWh @ R1.5805 /kWh	R	60,877.70
Low Season Peak Energy Charge 16,047 kWh @ R2.8112 /kWh	R	45,111.33
Low Season Off Peak Energy Charge 42,756 kWh @ R1.129 /kWh	R	48,271.52
Service Charge @ R1,135.92 per day for 31 days	R	35,213.52
Electrification and Rural Subsidy 97,321 kWh @ R0.0502 /kWh	R	4,885.51

**TOTAL CHARGES** R **246,196.47**



<b>PAGE RUN NO</b>	EE 225
<b>BILL GROUP</b>	
<b>BILL PAGE</b>	6 OF 9

000070000000



NORTH WESTERN REGION  
PRIVATE BAG X16 Westville 3630

CONTACT CENTRE: (0860) 037566Shareca

FAX NO: 0862 437 566

E-MAIL: FreeState@eskom.co.za

WEB: WWW.ESKOM.CO.ZA

NGWATHE LOCAL MUNICIPALITY  
ATT CHIEF FINANCIAL OFFICER  
PO BOX 359  
PARYS  
9585

<b>YOUR ACCOUNT NO</b>	<b>8743682895</b>
<b>BILLING DATE</b>	2026-02-26
<b>TAX INVOICE NO</b>	874323531213
<b>ACCOUNT MONTH</b>	FEBRUARY 2026
<b>CURRENT DUE DATE</b>	2026-03-28
<b>VAT REG NO</b>	4000846586
<b>NOTIFIED MAX DEMAND</b>	21,000.00
<b>UTILISED CAPACITY</b>	21,000.00

**CONSUMPTION DETAILS (2026-01-25 - 2026-02-24)**

ENERGY CONSUMPTION OFF PEAK kWh	3,118,899.00
ENERGY CONSUMPTION STD kWh	3,139,593.00
ENERGY CONSUMPTION PEAK kWh	1,368,438.00
ENERGY CONSUMPTION ALL kWh	7,626,930.00
DEMAND CONSUMPTION - OFF PEAK	13,649.02
DEMAND CONSUMPTION - STD	15,111.53
DEMAND CONSUMPTION - PEAK	16,392.92
DEMAND READING - kW/KVA	16,392.92
REACTIVE ENERGY - OFF PEAK	1,214,121.00
REACTIVE ENERGY - STD	1,101,357.00
REACTIVE ENERGY - PEAK	402,753.00

**PREMISE ID NUMBER** 8743682975 **TARIFF NAME:** Municiflex

BULK PARYS 132/11KV

Administration Charge @ R19.67 per day for 31 days	R	609.77
TX Network Capacity Charge 21,000 kVA @ R10.41 : = R10.41/kVA	R	218,610.00
Network Capacity Charge 21,000 kVA @ R36.97 : = R36.97/kVA	R	776,370.00
Network Demand Charge 16,392.92 kVA @ R24.67 : = R24.67 /kVA	R	404,413.34
Ancillary Service Charge 7,626,930 kWh @ R0.004 /kWh	R	30,507.72
Generator Capacity Charge 21,000 kVA @ R7.71 : = R7.71/kVA	R	161,910.00
Legacy Charge 7,626,930 kWh @ R0.2255 /kWh	R	1,719,872.72
Low Season Standard Energy Charge 3,139,593 kWh @ R1.5805 /kWh	R	4,962,126.74
Low Season Peak Energy Charge 1,368,438 kWh @ R2.8112 /kWh	R	3,846,952.91
Low Season Off Peak Energy Charge 3,118,899 kWh @ R1.129 /kWh	R	3,521,236.97
Service Charge @ R1,135.92 per day for 31 days	R	35,213.52
Electrification and Rural Subsidy 7,626,930 kWh @ R0.0502 /kWh	R	382,871.89

**TOTAL CHARGES** R **16,060,695.58**



<b>PAGE RUN NO</b>	EE 226
<b>BILL GROUP</b>	
<b>BILL PAGE</b>	7 OF 9



NORTH WESTERN REGION  
PRIVATE BAG X16 Westville 3630

CONTACT CENTRE: (0860) 037566Shareca

FAX NO: 0862 437 566

E-MAIL: FreeState@eskom.co.za

WEB: WWW.ESKOM.CO.ZA

NGWATHE LOCAL MUNICIPALITY  
ATT CHIEF FINANCIAL OFFICER  
PO BOX 359  
PARYS  
9585

<b>YOUR ACCOUNT NO</b>	<b>8743682895</b>
<b>BILLING DATE</b>	2026-02-28
<b>TAX INVOICE NO</b>	874323531213
<b>ACCOUNT MONTH</b>	FEBRUARY 2026
<b>CURRENT DUE DATE</b>	2026-03-28
<b>VAT REG NO</b>	4000846586
<b>NOTIFIED MAX DEMAND</b>	4,300.00
<b>UTILISED CAPACITY</b>	4,300.00

**CONSUMPTION DETAILS (2026-01-25 - 2026-02-24)**

ENERGY CONSUMPTION OFF PEAK kWh	506,020.84
ENERGY CONSUMPTION STD kWh	537,960.60
ENERGY CONSUMPTION PEAK kWh	241,055.25
DEMAND CONSUMPTION - OFF PEAK	2,677.86
DEMAND CONSUMPTION - STD	2,726.25
DEMAND CONSUMPTION - PEAK	3,008.52
DEMAND READING - kW/KVA	3,008.52
REACTIVE ENERGY - OFF PEAK	280,214.59
REACTIVE ENERGY - STD	271,969.60
REACTIVE ENERGY - PEAK	108,727.91

**PREMISE ID NUMBER** 8795116334 **TARIFF NAME:** Municiflex

BULK KOPPIES MUNIC 88kV,6kV

Administration Charge @ R19.67 per day for 31 days	R	609.77
TX Network Capacity Charge 4,300 kVa @ R10.41 : = R10.41/kVA	R	44,763.00
Network Capacity Charge 4,300 kVA @ R36.97 : = R36.97/kVA	R	158,971.00
Network Demand Charge 3,008.53 kVA @ R24.67 : = R24.67 /kVA	R	74,220.44
Ancillary Service Charge 1,285,037 kWh @ R0.004 /kWh	R	5,140.15
Generator Capacity Charge 4,300 kVa @ R7.71 : = R7.71/kVA	R	33,153.00
Legacy Charge 1,285,036.69 kWh @ R0.2255 /kWh	R	289,775.77
Low Season Standard Energy Charge 537,961 kWh @ R1.5805 /kWh	R	850,247.36
Low Season Peak Energy Charge 241,055 kWh @ R2.8112 /kWh	R	677,653.82
Low Season Off Peak Energy Charge 506,021 kWh @ R1.129 /kWh	R	571,297.71
Service Charge @ R1,135.92 per day for 31 days	R	35,213.52
Electrification and Rural Subsidy 1,285,037 kWh @ R0.0502 /kWh	R	64,508.86

**TOTAL CHARGES** R **2,805,554.40**



<b>PAGE RUN NO</b>	EE 227
<b>BILL GROUP</b>	
<b>BILL PAGE</b>	8 OF 9



NORTH WESTERN REGION  
 PRIVATE BAG X16 Westville 3630  
**CONTACT CENTRE:** (0860) 037566Shareca  
**FAX NO:** 0862 437 566  
**E-MAIL:** FreeState@eskom.co.za  
**WEB:** WWW.ESKOM.CO.ZA

NGWATHE LOCAL MUNICIPALITY  
 ATT CHIEF FINANCIAL OFFICER  
 PO BOX 359  
 PARYS  
 9585

<b>YOUR ACCOUNT NO</b>	<b>8743682895</b>
<b>BILLING DATE</b>	2026-02-26
<b>TAX INVOICE NO</b>	874323531213
<b>ACCOUNT MONTH</b>	FEBRUARY 2026
<b>CURRENT DUE DATE</b>	2026-03-28
<b>VAT REG NO</b>	4000846586
<b>NOTIFIED MAX DEMAND</b>	4,300.00
<b>UTILISED CAPACITY</b>	4,300.00

**ADJUSTMENTS**

		<b>R</b>	<b>13,208,589.07</b>
ADJUSTMENT	Interest on overdue account	R	7.35
ADJUSTMENT	Interest on overdue account	R	1,132,489.16
ADJUSTMENT	Interest on overdue account	R	1,829,707.66
ADJUSTMENT	Interest on overdue account	R	1,284,117.99
ADJUSTMENT	Interest on overdue account	R	391,403.04
ADJUSTMENT	Interest on overdue account	R	103,296.23
ADJUSTMENT	Interest on overdue account	R	7,245,327.20
ADJUSTMENT	Interest on overdue account	R	1,222,240.44

<b>PAGE RUN NO</b>	EE 228
<b>BILL GROUP</b>	
<b>BILL PAGE</b>	9 OF 9

000370000099

MARCH 2026



ESKOM HOLDINGS SOC LTD REG NO 2002/015527/30  
VAT REG NO 4740101508

NGWATHE LOCAL MUNICIPALITY  
ATT CHIEF FINANCIAL OFFICER  
PO BOX 359  
PARYS  
9585

NORTH WESTERN REGION  
PRIVATE BAG X16 Westville 3630

CONTACT CENTRE: (0860) 037566Shareca  
FAX NO: 0862 437 566  
E-MAIL: FreeState@eskom.co.za  
WEB: WWW.ESKOM.CO.ZA



CUSTOMER SELF SERVICE WEBSITE  
<https://tsonline.co.za>

NORTH WESTERN REGION  
PRIVATE BAG X16 Westville 3630

**DIRECT DEPOSIT DETAIL**  
BANK: First National Bank  
BRANCH CODE: 23626  
BANK ACC NO: 55070067316

YOUR ACCOUNT NO	8743682895
SECURITY HELD	1317.50
BILLING DATE	2026-03-25
TAX INVOICE NO	874779415836
ACCOUNT MONTH	MARCH 2026
CURRENT DUE DATE	2026-04-24
VAT REG NO	4000846386

**TAX INVOICE**

E-MAIL: cfoadmin@ngwathe.co.za

**ACCOUNT TRANSACTION SUMMARY**

FIXED CHARGE	R	0.00	
ADMINISTRATION CHARGE	R	3,855.32	
TRANSMISSION NETWORK CAPACITY	R	426,796.88	
DIST. NETWORK CAPACITY CHARGE	R	1,515,723.42	
NETWORK DEMAND CHARGE	R	776,480.35	
ANCILLARY SERVICE (ALL)	R	49,570.50	
GENERATOR CAPACITY CHARGE	R	316,100.29	
LEGACY CHARGE (ALL)	R	2,794,537.12	
ENERGY CHARGE (STD)	5,248,731.00	R	8,295,619.35
ENERGY CHARGE (PEAK)	2,280,503.00	R	6,410,950.04
ENERGY CHARGE (OFF)	4,863,392.00	R	5,490,769.58
SERVICE CHARGE	R	222,640.32	
ELECTRIFICATION AND RURAL SUBS (ALL)	R	622,109.89	
DX EXCESS NETWORK CAPACITY CHA	R	263,461.23	

**TOTAL CHARGES FOR BILLING PERIOD** R **27,188,614.29**


**ACCOUNT SUMMARY FOR MARCH 2026**

BALANCE BROUGHT FORWARD	(Due Date 2026-03-28)	R	2,974,000,152.19
PAYMENT(S) RECEIVED	Cash - 2026-03-13	R	-5,000,000.00
PAYMENT(S) RECEIVED	Cash - 2026-03-16	R	-1,000,000.00
TOTAL CHARGES FOR BILLING PERIOD		R	27,188,614.29
ADJUSTMENTS	(Summary - See attachment for details)	R	11,429,726.53
VAT RAISED ON ITEMS AT 15%		R	4,078,292.15

<b>CURRENT</b>	<b>TOTAL DUE</b>	<b>R</b>	<b>3,010,696,785.16</b>
42,696,632.97			

ARREARS			
>90 DAYS	61-90 DAYS	31-60 DAYS	16-30 DAYS
2,830,100,132.45	47,357,765.01	43,595,225.86	46,947,028.87

Total outstanding debt must be settled immediately, subject to disconnection without further notice



PAGE RUN NO	EE 258
BILL GROUP	
BILL PAGE	1 OF 9

**ACCOUNT NO / REFERENCE NO**

**8743682895**

**NAME**

NGWATHE LOCAL MUNICIPALITY

**FAX NUMBER**

**7100 10 0010**

2721570018743682895 9



>>>>>>>>> 9207 2874 3682 8952



**TOTAL AMOUNT DUE**

**3,010,696,785.16**

**PAYMENT ARRANGEMENT**

**INSTALMENT**

0.00

**ARREARS** (Due Immediately)

2,968,000,152.19

**DUE DATE** (For Current Amount)

2026-04-24

**AMOUNT PAID**

LATE PAYMENT CHARGES WILL BE ADDED TO OVERDUE ACCOUNT



NGIWATHE LOCAL MUNICIPALITY  
 ATT CHIEF FINANCIAL OFFICER  
 PO BOX 359  
 PARYS  
 9585

NORTH WESTERN REGION  
 PRIVATE BAG X16 Westville 3630  
**CONTACT CENTRE:** (0860) 037566Shareca  
**FAX NO:** 0862 437 566  
**E-MAIL:** FreeState@eskom.co.za  
**WEB:** WWW.ESKOM.CO.ZA

<b>YOUR ACCOUNT NO</b>	<b>8743682895</b>
<b>BILLING DATE</b>	2026-03-25
<b>TAX INVOICE NO</b>	874779415836
<b>ACCOUNT MONTH</b>	MARCH 2026
<b>CURRENT DUE DATE</b>	2026-04-24
<b>VAT REG NO</b>	4000846586
<b>NOTIFIED MAX DEMAND</b>	4,700.00
<b>UTILISED CAPACITY</b>	4,700.00

**CONSUMPTION DETAILS (2026-02-25 - 2026-03-24)**

ENERGY CONSUMPTION OFF PEAK KWH	369,405.20
ENERGY CONSUMPTION STD KWH	445,963.80
ENERGY CONSUMPTION PEAK KWH	196,015.56
DEMAND CONSUMPTION - OFF PEAK	3,206.92
DEMAND CONSUMPTION - STD	2,649.97
DEMAND CONSUMPTION - PEAK	2,826.73
DEMAND READING - KWH/KVA	3,206.92
REACTIVE ENERGY - OFF PEAK	220,211.12
REACTIVE ENERGY - STD	188,122.76
REACTIVE ENERGY - PEAK	70,122.12

**PREMISE ID NUMBER** 5078937322 **TARIFF NAME:** Municflex

BULK PHRITONGA MUNICIPALITY

Administration Charge @ R19.67 per day for 28 days	R	550.76
TX Network Capacity Charge 4,700 kVa @ R10.41 : = R10.41/kVa	R	48,927.00
Network Capacity Charge 4,700 kVa @ R36.97 : = R36.97/kVa	R	173,759.00
Network Demand Charge 2,826.74 kVa @ R24.67 : = R24.67 /kVa	R	69,735.68
Ancillary Service Charge 1,011,385 kWh @ R0.004 /kWh	R	4,045.54
Generator Capacity Charge 4,700 kVa @ R7.71 : = R7.71/kVa	R	36,237.00
Legacy Charge 1,011,384.56 kWh @ R0.2255 /kWh	R	228,067.22
Low Season Standard Energy Charge 445,964 kWh @ R1.5805 /kWh	R	704,846.10
Low Season Peak Energy Charge 196,016 kWh @ R2.8112 /kWh	R	551,040.18
Low Season Off Peak Energy Charge 369,405 kWh @ R1.129 /kWh	R	417,058.25
Service Charge @ R1,135.92 per day for 28 days	R	31,805.76
Electrification and Rural Subsidy 1,011,385 kWh @ R0.0502 /kWh	R	50,771.53
<b>TOTAL CHARGES</b>	<b>R</b>	<b>2,316,844.02</b>



<b>PAGE RUN NO</b>	EE 259
<b>BILL GROUP</b>	
<b>BILL PAGE</b>	2 OF 9

0801220600021



NORTH WESTERN REGION  
 PRIVATE BAG X16 Westville 3630  
**CONTACT CENTRE:** (0860) 037566/Shareca  
**FAX NO:** 0862 437 566  
**E-MAIL:** FreeState@eskom.co.za  
**WEB:** WWW.ESKOM.CO.ZA

NGWATHE LOCAL MUNICIPALITY  
 ATT CHIEF FINANCIAL OFFICER  
 PO BOX 359  
 PARYS  
 9585

<b>YOUR ACCOUNT NO</b>	<b>8743682895</b>
<b>BILLING DATE</b>	2026-03-25
<b>TAX INVOICE NO</b>	874779415836
<b>ACCOUNT MONTH</b>	MARCH 2026
<b>CURRENT DUE DATE</b>	2026-04-24
<b>VAT REG NO</b>	4000846586
<b>NOTIFIED MAX DEMAND</b>	5.500.00
<b>UTILISED CAPACITY</b>	5.500.00

**CONSUMPTION DETAILS (2026-02-25 - 2026-03-24)**

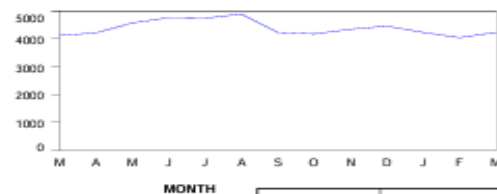
ENERGY CONSUMPTION OFF PEAK KWH	724,656.08
ENERGY CONSUMPTION STD KWH	692,595.54
ENERGY CONSUMPTION PEAK KWH	296,199.19
ENERGY CONSUMPTION ALL KWH	1,713,450.81
DEMAND CONSUMPTION - OFF PEAK	3,609.85
DEMAND CONSUMPTION - STD	4,075.60
DEMAND CONSUMPTION - PEAK	4,236.29
DEMAND READING - KWKVA	4,236.29
REACTIVE ENERGY - OFF PEAK	417,402.40
REACTIVE ENERGY - STD	372,321.02
REACTIVE ENERGY - PEAK	138,018.45

**PREMISE ID NUMBER**  **TARIFF NAME:** Municflex

BULK HILBRON MUNICIPALITY

Administration Charge @ R19.67 per day for 28 days	R	550.76
TX Network Capacity Charge 5,500 kVa @ R10.41 : = R10.41/kVA	R	57,255.00
Network Capacity Charge 5,500 kVA @ R36.97 : = R36.97/kVA	R	203,335.00
Network Demand Charge 4,236.3 kVA @ R24.67 : = R24.67 /kVA	R	104,509.52
Ancillary Service Charge 1,713,451 kWh @ R0.004 /kWh	R	6,853.80
Generator Capacity Charge 5,500 kVA @ R7.71 : = R7.71/kVA	R	42,405.00
Legacy Charge 1,713,450.81 kWh @ R0.2255 /kWh	R	386,383.16
Low Season Standard Energy Charge 692,596 kWh @ R1.5805 /kWh	R	1,094,647.98
Low Season Peak Energy Charge 296,199 kWh @ R2.8112 /kWh	R	832,674.63
Low Season Off Peak Energy Charge 724,656 kWh @ R1.129 /kWh	R	818,136.62
Service Charge @ R1,135.92 per day for 28 days	R	31,805.76
Electrification and Rural Subsidy 1,713,451 kWh @ R0.0502 /kWh	R	86,015.24
Fixed Charge @ R0.00	R	0.00

**TOTAL CHARGES** R **3,664,572.47**



<b>PAGE RUN NO</b>	EE 260
<b>BILL GROUP</b>	
<b>BILL PAGE</b>	3 OF 9

080122080003



NORTH WESTERN REGION  
 PRIVATE BAG X16 Westville 3630  
**CONTACT CENTRE:** (0860) 037566Shareca  
**FAX NO:** 0862 437 566  
**E-MAIL:** FreeState@eskom.co.za  
**WEB:** WWW.ESKOM.CO.ZA

NGWATHE LOCAL MUNICIPALITY  
 ATT CHIEF FINANCIAL OFFICER  
 PO BOX 359  
 PARYS  
 9585

<b>YOUR ACCOUNT NO</b>	<b>8743682895</b>
<b>BILLING DATE</b>	2026-03-25
<b>TAX INVOICE NO</b>	874779415836
<b>ACCOUNT MONTH</b>	MARCH 2026
<b>CURRENT DUE DATE</b>	2026-04-24
<b>VAT REG NO</b>	4000846586
<b>NOTIFIED MAX DEMAND</b>	4.300.00
<b>UTILISED CAPACITY</b>	4.300.00

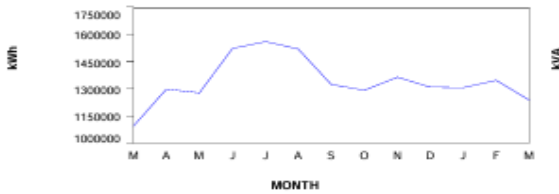
**CONSUMPTION DETAILS (2026-02-25 - 2026-03-24)**

ENERGY CONSUMPTION OFF PEAK KWH	477,682.32
ENERGY CONSUMPTION STD KWH	531,305.92
ENERGY CONSUMPTION PEAK KWH	229,214.44
ENERGY CONSUMPTION ALL KWH	1,238,202.68
DEMAND CONSUMPTION - OFF PEAK	2,867.64
DEMAND CONSUMPTION - STD	2,884.53
DEMAND CONSUMPTION - PEAK	3,087.29
DEMAND READING - KW/KVA	3,087.29
REACTIVE ENERGY - OFF PEAK	265,114.92
REACTIVE ENERGY - STD	232,916.00
REACTIVE ENERGY - PEAK	87,410.56

**PREMISE ID NUMBER** 6544851581 **TARIFF NAME:** Municiflex

BULK VREDEFORT MUNIC 132/11KV

Administration Charge @ R19.67 per day for 28 days	R	550.76
TX Network Capacity Charge 4,300 kVa @ R10.41 : = R10.41/kVA	R	44,763.00
Network Capacity Charge 4,300 kVA @ R36.97 : = R36.97/kVA	R	158,971.00
Network Demand Charge 3,087.29 kVA @ R24.67 : = R24.67 /kVA	R	76,163.44
Ancillary Service Charge 1,238,203 kWh @ R0.004 /kWh	R	4,952.81
Generator Capacity Charge 4,300 kVa @ R7.71 : = R7.71/kVA	R	33,153.00
Legacy Charge 1,238,202.68 kWh @ R0.2255 /kWh	R	279,214.70
Low Season Standard Energy Charge 531,306 kWh @ R1.5805 /kWh	R	839,729.13
Low Season Peak Energy Charge 229,214 kWh @ R2.8112 /kWh	R	644,366.40
Low Season Off Peak Energy Charge 477,682 kWh @ R1.129 /kWh	R	539,302.98
Service Charge @ R1,135.92 per day for 28 days	R	31,805.76
Electrification and Rural Subsidy 1,238,203 kWh @ R0.0502 /kWh	R	62,157.79
<b>TOTAL CHARGES</b>	<b>R</b>	<b>2,715,130.77</b>



<b>PAGE RUN NO</b>	EE 261
<b>BILL GROUP</b>	
<b>BILL PAGE</b>	4 OF 9



NORTH WESTERN REGION  
 PRIVATE BAG X16 Westville 3630  
**CONTACT CENTRE:** (0860) 037566Shareca  
**FAX NO:** 0862 437 566  
**E-MAIL:** FromState@eskom.co.za  
**WEB:** WWW.ESKOM.CO.ZA

NGWATHE LOCAL MUNICIPALITY  
 ATT CHIEF FINANCIAL OFFICER  
 PO BOX 359  
 PARYS  
 9585

<b>YOUR ACCOUNT NO</b>	<b>8743682895</b>
<b>BILLING DATE</b>	2026-03-25
<b>TAX INVOICE NO</b>	874779415836
<b>ACCOUNT MONTH</b>	MARCH 2026
<b>CURRENT DUE DATE</b>	2026-04-24
<b>VAT REG NO</b>	4000846586
<b>NOTIFIED MAX DEMAND</b>	100.00
<b>UTILISED CAPACITY</b>	798.74

**CONSUMPTION DETAILS (2026-02-25 - 2026-03-24)**

ENERGY CONSUMPTION OFF PEAK KWH	77,073.62
ENERGY CONSUMPTION STD KWH	90,380.05
ENERGY CONSUMPTION PEAK kwh	39,127.36
DEMAND CONSUMPTION - OFF PEAK	554.72
DEMAND CONSUMPTION - STD	563.38
DEMAND CONSUMPTION - PEAK	563.13
DEMAND READING - KWKVA	563.38
REACTIVE ENERGY - OFF PEAK	47,820.62
REACTIVE ENERGY - STD	42,892.27
REACTIVE ENERGY - PEAK	15,340.47

**PREMISE ID NUMBER**  **TARIFF NAME:** Municiflex Rural Interval

BULK NGWATHE TOWNSHIP MUNICIPALITY

Administration Charge @ R19.67 per day for 28 days	R	550.76
TX Network Capacity Charge 798.74 kVa @ R10.41 : = R10.41/kVA	R	8,314.88
Network Capacity Charge 798.74 kVA @ R36.97 : = R36.97/kVA	R	29,529.42
Number of Events: 12	R	0.00
NMD Exceeded by 463.38 kVA	R	0.00
Excess Network Capacity Charge 5,580.6 kVa @ R47.38 : = R47.38/kVA	R	263,461.23
Network Demand Charge 563.38 kVA @ R24.67 : = R24.67 /kVA	R	13,898.58
Ancillary Service Charge 206,581 kWh @ R0.004 /kWh	R	826.32
Generator Capacity Charge 798.74 kVa @ R7.71 : = R7.71/kVA	R	6,158.29
Legacy Charge 206,581.03 kWh @ R0.2255 /kWh	R	46,584.02
Low Season Standard Energy Charge 90,380 kWh @ R1.5805 /kWh	R	142,845.59
Low Season Peak Energy Charge 39,127 kWh @ R2.8112 /kWh	R	109,993.82
Low Season Off Peak Energy Charge 77,074 kWh @ R1.129 /kWh	R	87,016.55
Service Charge @ R1,135.92 per day for 28 days	R	31,805.76
Electrification and Rural Subsidy 206,581 kWh @ R0.0502 /kWh	R	10,370.37

**TOTAL CHARGES** R **751,355.59**



<b>PAGE RUN NO</b>	EE 262
<b>BILL GROUP</b>	
<b>BILL PAGE</b>	5 OF 9



NGWATHE LOCAL MUNICIPALITY  
 ATT CHIEF FINANCIAL OFFICER  
 PO BOX 359  
 PARYS  
 9585

NORTH WESTERN REGION  
 PRIVATE BAG X16 Westville 3630  
**CONTACT CENTRE:** (0860) 037566Shareca  
**FAX NO:** 0862 437 566  
**E-MAIL:** FreeState@eskom.co.za  
**WEB:** WWW.ESKOM.CO.ZA

<b>YOUR ACCOUNT NO</b>	<b>8743682895</b>
<b>BILLING DATE</b>	2026-03-25
<b>TAX INVOICE NO</b>	874779415836
<b>ACCOUNT MONTH</b>	MARCH 2026
<b>CURRENT DUE DATE</b>	2026-04-24
<b>VAT REG NO</b>	4000846586
<b>NOTIFIED MAX DEMAND</b>	400.00
<b>UTILISED CAPACITY</b>	400.00

**CONSUMPTION DETAILS (2026-02-25 - 2026-03-24)**

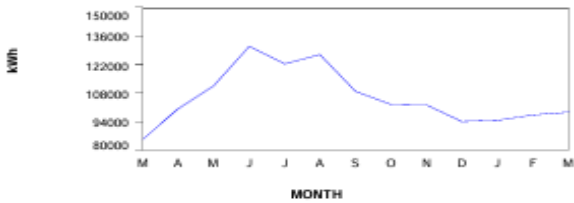
ENERGY CONSUMPTION OFF PEAK kWh	44,001.60
ENERGY CONSUMPTION STD kWh	38,316.84
ENERGY CONSUMPTION PEAK kWh	16,421.47
DEMAND CONSUMPTION - OFF PEAK	225.25
DEMAND CONSUMPTION - STD	215.41
DEMAND CONSUMPTION - PEAK	253.29
DEMAND READING - kW/KVA	253.29
REACTIVE ENERGY - OFF PEAK	20,732.09
REACTIVE ENERGY - STD	16,382.20
REACTIVE ENERGY - PEAK	6,103.14

**PREMISE ID NUMBER** 8501015796 **TARIFF NAME:** Municflex Rural Interval

BULK EDENVILLE

Administration Charge @ R19.67 per day for 28 days	R	550.76
TX Network Capacity Charge 400 kVa @ R10.41 : - R10.41/kVA	R	4,164.00
Network Capacity Charge 400 kVA @ R36.97 : - R36.97/kVA	R	14,788.00
Network Demand Charge 253.3 kVA @ R24.67 : - R24.67 /kVA	R	6,248.91
Ancillary Service Charge 98,740 kWh @ R0.004 /kWh	R	394.96
Generator Capacity Charge 400 kVa @ R7.71 : - R7.71/kVA	R	3,084.00
Legacy Charge 98,739.91 kWh @ R0.2255 /kWh	R	22,265.85
Low Season Standard Energy Charge 38,317 kWh @ R1.5805 /kWh	R	60,560.02
Low Season Peak Energy Charge 16,421 kWh @ R2.8112 /kWh	R	46,162.72
Low Season Off Peak Energy Charge 44,002 kWh @ R1.129 /kWh	R	49,678.26
Service Charge @ R1,135.92 per day for 28 days	R	31,805.76
Electrification and Rural Subsidy 98,740 kWh @ R0.0502 /kWh	R	4,956.75

**TOTAL CHARGES** R **244,659.99**



<b>PAGE RUN NO</b>	EE 263
<b>BILL GROUP</b>	
<b>BILL PAGE</b>	6 OF 9



NORTH WESTERN REGION  
 PRIVATE BAG X16 Westville 3630  
**CONTACT CENTRE:** (0860) 037566Shareca  
**FAX NO:** 0862 437 566  
**E-MAIL:** FreeState@eskom.co.za  
**WEB:** WWW.ESKOM.CO.ZA

NGWATHE LOCAL MUNICIPALITY  
 ATT CHIEF FINANCIAL OFFICER  
 PO BOX 359  
 PARYS  
 9585

<b>YOUR ACCOUNT NO</b>	<b>8743682895</b>
<b>BILLING DATE</b>	2026-03-25
<b>TAX INVOICE NO</b>	874779415836
<b>ACCOUNT MONTH</b>	MARCH 2026
<b>CURRENT DUE DATE</b>	2026-04-24
<b>VAT REG NO</b>	4000846586
<b>NOTIFIED MAX DEMAND</b>	21,000.00
<b>UTILISED CAPACITY</b>	21,000.00

**CONSUMPTION DETAILS (2026-02-25 - 2026-03-24)**

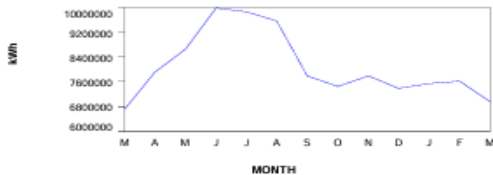
ENERGY CONSUMPTION OFF PEAK kWh	2,736,939.00
ENERGY CONSUMPTION STD kWh	2,948,418.00
ENERGY CONSUMPTION PEAK kWh	1,284,228.00
ENERGY CONSUMPTION ALL kWh	6,969,585.00
DEMAND CONSUMPTION - OFF PEAK	15,605.41
DEMAND CONSUMPTION - STD	16,935.53
DEMAND CONSUMPTION - PEAK	17,487.67
DEMAND READING - KWKVA	17,487.67
REACTIVE ENERGY - OFF PEAK	1,018,872.00
REACTIVE ENERGY - STD	964,260.00
REACTIVE ENERGY - PEAK	343,749.00

**PREMISE ID NUMBER**  **TARIFF NAME:** Municiflex

BULK PARYS 132/11KV

Administration Charge @ R19.67 per day for 28 days	R	550.76
TX Network Capacity Charge 21,000 kVA @ R10.41 : - R10.41/kVA	R	218,610.00
Network Capacity Charge 21,000 kVA @ R36.97 : - R36.97/kVA	R	776,370.00
Network Demand Charge 17,487.67 kVA @ R24.67 : - R24.67 /kVA	R	431,420.82
Ancillary Service Charge 6,969,585 kWh @ R0.004 /kWh	R	27,878.34
Generator Capacity Charge 21,000 kVA @ R7.71 : - R7.71/kVA	R	161,910.00
Legacy Charge 6,969,585 kWh @ R0.2255 /kWh	R	1,571,641.42
Low Season Standard Energy Charge 2,948,418 kWh @ R1.5805 /kWh	R	4,659,974.65
Low Season Peak Energy Charge 1,284,228 kWh @ R2.8112 /kWh	R	3,610,221.75
Low Season Off Peak Energy Charge 2,736,939 kWh @ R1.129 /kWh	R	3,090,004.13
Service Charge @ R1,135.92 per day for 28 days	R	31,805.76
Electrification and Rural Subsidy 6,969,585 kWh @ R0.0502 /kWh	R	349,873.17

**TOTAL CHARGES** R **14,930,260.80**



<b>PAGE RUN NO</b>	EE 264
<b>BILL GROUP</b>	
<b>BILL PAGE</b>	7 OF 9



NGWATHE LOCAL MUNICIPALITY  
 ATT CHIEF FINANCIAL OFFICER  
 PO BOX 359  
 PARYS  
 9585

NORTH WESTERN REGION  
 PRIVATE BAG X16 Westville 3630  
**CONTACT CENTRE:** (0860) 037566Shareca  
**FAX NO:** 0862 437 566  
**E-MAIL:** FreeState@eskom.co.za  
**WEB:** WWW.ESKOM.CO.ZA

<b>YOUR ACCOUNT NO</b>	<b>8743682895</b>
<b>BILLING DATE</b>	2026-03-25
<b>TAX INVOICE NO</b>	874779415836
<b>ACCOUNT MONTH</b>	MARCH 2026
<b>CURRENT DUE DATE</b>	2026-04-24
<b>VAT REG NO</b>	4000846586
<b>NOTIFIED MAX DEMAND</b>	4,300.00
<b>UTILISED CAPACITY</b>	4,300.00

**CONSUMPTION DETAILS (2026-02-25 - 2026-03-24)**

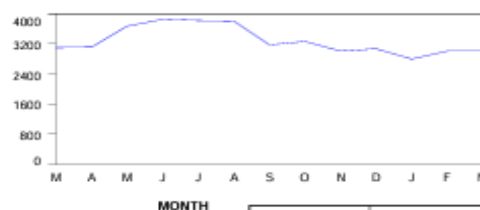
ENERGY CONSUMPTION OFF PEAK kWh	433,634.01
ENERGY CONSUMPTION STD kWh	501,749.89
ENERGY CONSUMPTION PEAK kWh	219,297.91
DEMAND CONSUMPTION - OFF PEAK	2,628.13
DEMAND CONSUMPTION - STD	2,685.41
DEMAND CONSUMPTION - PEAK	3,019.99
DEMAND READING - KWKVA	3,019.99
REACTIVE ENERGY - OFF PEAK	228,578.34
REACTIVE ENERGY - STD	234,630.30
REACTIVE ENERGY - PEAK	91,565.05

**PREMISE ID NUMBER** 8795116334 **TARIFF NAME:** Municiflex

BULK KOPPES MUNIC 0006,6KV

Administration Charge @ R19.67 per day for 28 days	R	550.76
TX Network Capacity Charge 4,300 kVa @ R10.41 : = R10.41/kVA	R	44,763.00
Network Capacity Charge 4,300 kVA @ R36.97 : = R36.97/kVA	R	158,971.00
Network Demand Charge 3,020 kVA @ R24.67 : = R24.67 /kVA	R	74,503.40
Ancillary Service Charge 1,154,682 kWh @ R0.004 /kWh	R	4,618.73
Generator Capacity Charge 4,300 kVa @ R7.71 : = R7.71/kVA	R	33,153.00
Legacy Charge 1,154,681.81 kWh @ R0.2255 /kWh	R	260,380.75
Low Season Standard Energy Charge 501,750 kWh @ R1.5805 /kWh	R	793,015.88
Low Season Peak Energy Charge 219,298 kWh @ R2.8112 /kWh	R	616,490.54
Low Season Off Peak Energy Charge 433,634 kWh @ R1.129 /kWh	R	489,572.79
Service Charge @ R1,135.92 per day for 28 days	R	31,805.76
Electrification and Rural Subsidy 1,154,682 kWh @ R0.0502 /kWh	R	57,965.04

**TOTAL CHARGES** R **2,565,790.65**



<b>PAGE RUN NO</b>	EE 265
<b>BILL GROUP</b>	
<b>BILL PAGE</b>	8 OF 9



NORTH WESTERN REGION  
 PRIVATE BAG X16 Westville 3630  
**CONTACT CENTRE:** (0860) 037566Shareca  
**FAX NO:** 0862 437 566  
**E-MAIL:** FreeState@eskom.co.za  
**WEB:** WWW.ESKOM.CO.ZA

NGWATHE LOCAL MUNICIPALITY  
 ATT CHIEF FINANCIAL OFFICER  
 PO BOX 359  
 PARYS  
 9585

<b>YOUR ACCOUNT NO</b>	<b>8743682895</b>
<b>BILLING DATE</b>	2026-03-23
<b>TAX INVOICE NO</b>	874779415836
<b>ACCOUNT MONTH</b>	MARCH 2026
<b>CURRENT DUE DATE</b>	2026-04-24
<b>VAT REG NO</b>	4000846586
<b>NOTIFIED MAX DEMAND</b>	4,300.00
<b>UTILISED CAPACITY</b>	4,300.00

**ADJUSTMENTS**

		<b>R</b>	<b>11,429,726.53</b>
ADJUSTMENT	Interest on overdue account	R	6.37
ADJUSTMENT	Interest on overdue account	R	962,970.85
ADJUSTMENT	Interest on overdue account	R	1,556,574.19
ADJUSTMENT	Interest on overdue account	R	1,092,791.82
ADJUSTMENT	Interest on overdue account	R	333,025.25
ADJUSTMENT	Interest on overdue account	R	87,748.42
ADJUSTMENT	Interest on overdue account	R	6,338,201.08
ADJUSTMENT	Interest on overdue account	R	1,058,408.55

<b>PAGE RUN NO</b>	EE 266
<b>BILL GROUP</b>	
<b>BILL PAGE</b>	9 OF 9

080122080000

**Indicated below is the municipality's proof of payment of the Eskom Bulk invoice paid in January ,February and March 2026. The proof of payments were submitted on GoMuni Portal.**

**JANUARY 2026 PROOF OF PAYMENT**



Liebenbergstrek  
 Parys  
 9585  
 Inquiries: Mr. S Phetoane  
 Tel: +27 (0) 56 816 2700  
 Fax: +27 (0) 56 811 4848  
 Email: cfoadmin@ngwathe.co.za

26, 8:24 AM about:blank

Date	Description	Site	Entry No	Amount
20260115	CASH PROTECTOR DEP HEILBRON_1046240	VAAL CSH C	1215105	17,990.00
20260115	CASH PROTECTOR DEP 1079201	VAAL CSH C	1215106	20,730.00
20260115	CASH PROTECTOR DEP VREDEFORT_1122946	VAAL CSH C	1215107	2,800.00
20260115	CASH PROTECTOR DEP KOPPIES_1055976	VAAL CSH C	1215149	9,940.00
TOTAL CASH PROTECTOR DEP				51,460.00
<b>CASH DEP C/CENTRE</b>				
20260115	CASH DEP C/CENTRE 402111111	VAAL CSH C	1215108	370.00
20260115	CASH DEP C/CENTRE 201111111	VAAL CSH C	1215109	13.00
TOTAL CASH DEP C/CENTRE				383.00
<b>EXT STOP ORDER TO</b>				
20260115	EXT STOP ORDER TO ESKOM KWAZESKOM	SETTLEMENT	1215088	-1,000,000.00
TOTAL EXT STOP ORDER TO				-1,000,000.00
<b>DEBIT TRANSFER</b>				
20260115	DEBIT TRANSFER 589219	CASHFOCUS	1215110	-149,100.00
20260115	DEBIT TRANSFER 589219	CASHFOCUS	1215111	-15,500.00
20260115	DEBIT TRANSFER 589219	CASHFOCUS	1215112	-30,000.00
20260115	DEBIT TRANSFER DR 5 DINTSI	CASHFOCUS	1215113	-150,000.00
20260115	DEBIT TRANSFER 589222	CASHFOCUS	1215114	-30,000.00
20260115	DEBIT TRANSFER 589187	CASHFOCUS	1215115	-5,003.73
20260115	DEBIT TRANSFER 589187	CASHFOCUS	1215116	-5,948.56
20260115	DEBIT TRANSFER 589187	CASHFOCUS	1215117	-2,158.75
20260115	DEBIT TRANSFER 589187	CASHFOCUS	1215118	-468.40
20260115	DEBIT TRANSFER 589187	CASHFOCUS	1215119	-12,148.10
20260115	DEBIT TRANSFER 589187	CASHFOCUS	1215120	-15,524.41
20260115	DEBIT TRANSFER 589187	CASHFOCUS	1215121	-39,245.32
20260115	DEBIT TRANSFER 589187	CASHFOCUS	1215122	-2,333.97
20260115	DEBIT TRANSFER 589187	CASHFOCUS	1215123	-631.08
20260115	DEBIT TRANSFER 589187	CASHFOCUS	1215124	-316.22
20260115	DEBIT TRANSFER 589187	CASHFOCUS	1215125	-7,733.32

Activate Windows  
 Go to Settings to activate W

## ESKOM FEBRUARY PROOF OF PAYMENT

26, 8:34 AM

about:blank


Date	Description	Site	Entry No	Amount
<b>CREDIT TRANSFER</b>				
20260213	CREDIT TRANSFER NGWATHE LOCAL MUNICIPALITY	CASHFOCUS	1221053	350,000.00
20260213	CREDIT TRANSFER NGWATHE LOCAL MUNICIPALITY	CASHFOCUS	1221054	20,000.00
20260213	CREDIT TRANSFER NGWATHE LOCAL MUNICIPALITY	CASHFOCUS	1221061	1,000,000.00
20260213	CREDIT TRANSFER NGWATHE LOCAL MUNICIPALITY	CASHFOCUS	1221069	1,500,000.00
20260213	CREDIT TRANSFER NGWATHE LOCAL MUNICIPALITY	CASHFOCUS	1221070	40,000.00
			<b>TOTAL CREDIT TRANSFER</b>	<b>2,910,000.00</b>
<b>ACB DEBIT:EXTERNAL</b>				
20260213	ACB DEBIT:EXTERNAL TECHNILINK390982487 NETCASH	SETTLEMENT	1221156	-5,000.00
20260213	ACB DEBIT:EXTERNAL TECHNILINK390982488 NETCASH	SETTLEMENT	1221157	-5,000.00
20260213	ACB DEBIT:EXTERNAL TECHNILINK390982486 NETCASH	SETTLEMENT	1221158	-800.00
			<b>TOTAL ACB DEBIT:EXTERNAL</b>	<b>-10,800.00</b>
<b>CASH DEP C/CENTRE</b>				
20260213	CASH DEP C/CENTRE 4011111111	VAAL CSH C	1221034	17,541.80
20260213	CASH DEP C/CENTRE 2011111111	VAAL CSH C	1221043	-0.04
20260213	CASH DEP C/CENTRE 2011111111	VAAL CSH C	1221044	58.06
20260214	CASH DEP C/CENTRE 2011111111	VAAL CSH C	1221169	-1.00
20260214	CASH DEP C/CENTRE 4011111111	VAAL CSH C	1221170	4,461.00
20260214	CASH DEP C/CENTRE 4021111111	VAAL CSH C	1221171	700.00
20260214	CASH DEP C/CENTRE 4011111111	VAAL CSH C	1221172	140.00
20260214	CASH DEP C/CENTRE 4021111111	VAAL CSH C	1221173	605.00
			<b>TOTAL CASH DEP C/CENTRE</b>	<b>18,646.90</b>
<b>CASH PROTECTOR DEP</b>				
20260213	CASH PROTECTOR DEP HEILBRON_1076783	VAAL CSH C	1221072	24,490.00
20260213	CASH PROTECTOR DEP (EFFECTIVE ) 1069824	VAAL CSH C	1221159	15,010.00
			<b>TOTAL CASH PROTECTOR DEP</b>	<b>39,500.00</b>
<b>EXT STOP ORDER TO</b>				
20260215	EXT STOP ORDER TO ESKOM KWAZESKOM	SETTLEMENT	1221197	-1,000,000.00
			<b>TOTAL EXT STOP ORDER TO</b>	<b>-1,000,000.00</b>
<b>DEBIT TRANSFER</b>				
20260213	DEBIT TRANSFER 9253835643 TR# 163701	CASHFOCUS	1221039	-500,000.00
20260213	DEBIT TRANSFER 589556	CASHFOCUS	1221055	-313,831.55
20260213	DEBIT TRANSFER 589561	CASHFOCUS	1221062	-24,860.00
20260213	DEBIT TRANSFER 589561	CASHFOCUS	1221063	-440,479.97
20260213	DEBIT TRANSFER 589561	CASHFOCUS	1221064	-207,000.00
20260213	DEBIT TRANSFER 589564	CASHFOCUS	1221065	-263,854.11
20260213	DEBIT TRANSFER 589565	CASHFOCUS	1221066	-5,750.00
20260213	DEBIT TRANSFER 589565	CASHFOCUS	1221067	-5,356.60
20260213	DEBIT TRANSFER 589565	CASHFOCUS	1221068	-19,550.00
20260213	DEBIT TRANSFER 589568	CASHFOCUS	1221071	-1,557,881.74



Liebenbergstrak  
Parys  
9585  
Inquiries: Mr. S Phetoane  
Tel: +27 (0) 56 816 2700  
Fax: +27 (0) 56 811 4848  
Email: cfoadmin@ngwathe.co.za

## M09 MARCH2026 BULK PURCHASES

### ESKOM



**Audit Trail**  
Create Transfer

Mon, Mar 16, 2026 at 08:19:13 AM

Group **31595 - NGWATHE LOCAL MUNICIPALITY**  
Operator **006 - NOKWANDA MKWAYI**  
Status **Finally Approved**

Operator Number	Captured	First Approver	Second Approver	Third Approver	Final Approver	Transaction Status
	6	3			19	
Operator Name	NOKWANDA MKWAYI	PINKY MOKOENA			SERAME D PHEOTOANE	
Approval Level		A			A	
Date	2026/03/13	2026/03/13			2026/03/13	
Time	09:02:53	10:14:55			10:48:38	
Roll-over Date						
Roll-over Type						

**Transaction Detail**

From Account	334836	NGWATHE LOCAL MUNICIPALITY - 000004052707733				
Description	3 589866		Frequency			Adhoc
Beneficiary Code						
To Account	230736	ESKOM (PARYS) - 0000055070067316				
Description	3	NGWATHE MUN.				
Date	20260313		Amount			5,000,000.00
Roll-over date						
Transaction Number	165732		Immediate Interbank Payment			No

To View Payment Confirmation Details [click here](#).

Acti  
Go to



Liebenbergstrak  
Parys  
9585  
Inquiries: Mr. S Phetoane  
Tel: +27 (0) 56 816 2700  
Fax: +27 (0) 56 811 4848  
Email: cfoadmin@ngwathe.co.za

16, 8:18 AM About:Blank

Date	Description	Site	Entry No	Amount	
				TOTAL ACB CREDIT	2,611,118.68
<b>CREDIT TRANSFER</b>					
20260313	CREDIT TRANSFER NGWATHE LOCAL MUNICIPALITY	CASHFOCUS	1227089	9,000,000.00	
20260313	CREDIT TRANSFER 11477898	CASHFOCUS	1227100	15,092.81	
20260313	CREDIT TRANSFER NGWATHE LOCAL MUNICIPALITY	CASHFOCUS	1227101	1,000,000.00	
				TOTAL CREDIT TRANSFER	10,015,092.81
<b>ACB DEBIT:EXTERNAL</b>					
20260313	ACB DEBIT:EXTERNAL TECHNILINK396447453 NETCASH	SETTLEMENT	1227159	-5,000.00	
20260313	ACB DEBIT:EXTERNAL TECHNILINK396447454 NETCASH	SETTLEMENT	1227160	-5,000.00	
20260313	ACB DEBIT:EXTERNAL TECHNILINK396447452 NETCASH	SETTLEMENT	1227161	-800.00	
20260313	ACB DEBIT:EXTERNAL HIGHLANDCO396724253 NETCASH	SETTLEMENT	1227249	-5,000.00	
20260314	ACB DEBIT:EXTERNAL HIGHLANDCO396831734 NETCASH	SETTLEMENT	1227298	-5,000.00	
				TOTAL ACB DEBIT:EXTERNAL	-20,800.00
<b>CASH DEP C/CENTRE</b>					
20260313	CASH DEP C/CENTRE 20111111	VAAL CSH C	1227098	19.00	
20260314	CASH DEP C/CENTRE 20111111	VAAL CSH C	1227264	5.00	
				TOTAL CASH DEP C/CENTRE	24.00
<b>CASH PROTECTOR DEP</b>					
20260313	CASH PROTECTOR DEP HEILBRON_1082681	VAAL CSH C	1227094	3,430.00	
20260313	CASH PROTECTOR DEP 128789	VAAL CSH C	1227099	13,780.00	
20260313	CASH PROTECTOR DEP VREDEFORT_1055925	VAAL CSH C	1227130	2,170.00	
				TOTAL CASH PROTECTOR DEP	19,380.00
<b>EXT STOP ORDER TO</b>					
20260315	EXT STOP ORDER TO ESKOM KWAZESKOM	SETTLEMENT	1227300	-1,000,000.00	
				TOTAL EXT STOP ORDER TO	-1,000,000.00
<b>DEBIT TRANSFER</b>					
20260313	DEBIT TRANSFER 589866	CASHFOCUS	1227090	-5,000,000.00	
20260313	DEBIT TRANSFER 589867	CASHFOCUS	1227091	-4,046,679.77	
20260313	DEBIT TRANSFER 589885	CASHFOCUS	1227102	-98,999.23	
20260313	DEBIT TRANSFER 589885	CASHFOCUS	1227103	-140,000.00	
20260313	DEBIT TRANSFER 589885	CASHFOCUS	1227104	-548,550.00	
20260313	DEBIT TRANSFER 600000				

Activate Windows  
Go to Settings to activate Win

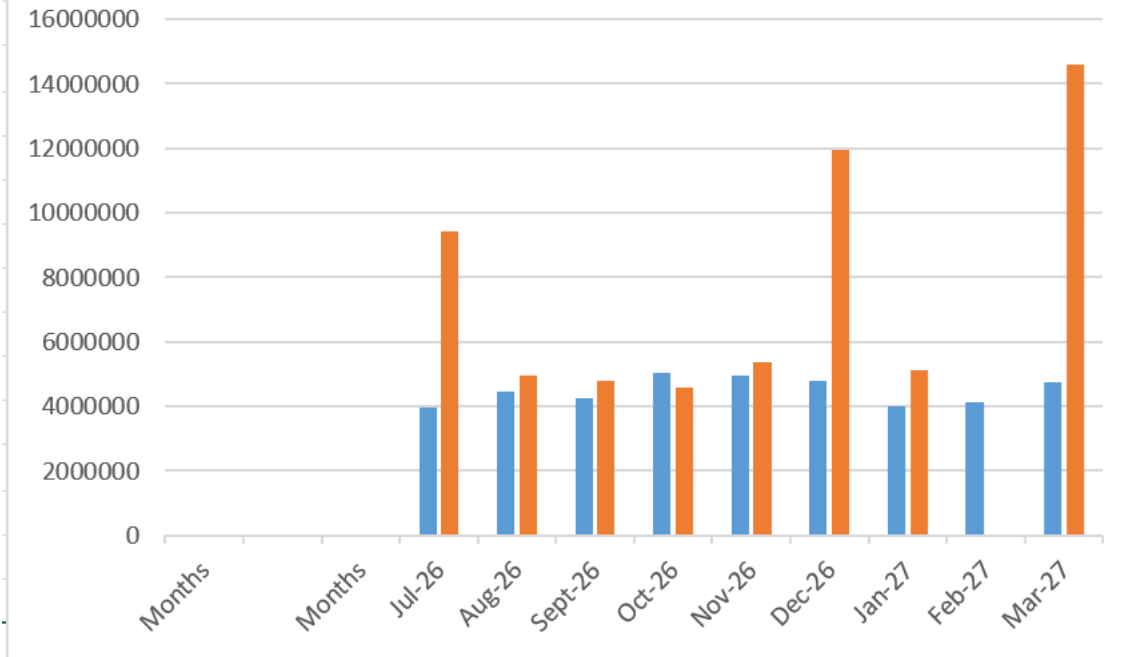
## 16.10 Maintaining the Water bulk current account & Losses

<b>PAYMENTS FOR JANUARY 2026</b>			
<b>DATE</b>	<b>NAME OF CREDITOR</b>	<b>DESCRIPTION</b>	<b>AMOUNT</b>
28/01/2026	RAND WATER	WATER BILL	5 123 376.05
			<b>5 123 376.05</b>

### NO PAYMENTS FOR FEBRUARY

<b>PAYMENTS FOR MARCH 2026</b>			
<b>DATE</b>	<b>NAME OF CREDITOR</b>	<b>DESCRIPTION</b>	<b>AMOUNT</b>
10/03/2026	RAND WATER	WATER BILL	4 264 884.66
18/03/2026	RAND WATER	WATER SERVICES	801 774.03
18/03/2026	RAND WATER	WATER SERVICES	1 868 013.97
18/03/2026	RAND WATER	WATER SERVICES	3 272 622.81
31/03/2026	RAND WATER	WATER SERVICES	4 377 622.96
			<b>14 584 918.43</b>

### Rand water Current Account for the period ending 31 March 2026



Current Invoice  
Payment

Activate  
C... S...

**RAND WATER STATEMENTS**

**CUSTOMER STATEMENT**

DR. TO: RAND WATER, WATER SUPPLIED AND METER RENT



P.O BOX 1127 | JOHANNESBURG | 2000  
RIETVLEI | 522 IMPALA RD | GLENNVISTA | 2058  
Tel: (011) 682-0911 | Fax: (011) 682-0444



RAND WATER VAT REGISTRATION NO 4750106264

**NGWATHE LOCAL MUNICIPALITY**  
C/O HEILBRON TOWN COUNCIL  
P O BOX 359  
PARYS  
9585

CUSTOMER CODE 562  
CUSTOMER VAT REGISTRATION NO.

Page: 1 of 1

Account statement From **30-Dec-25** To **31-Jan-26**

Date: **2-Feb-26**

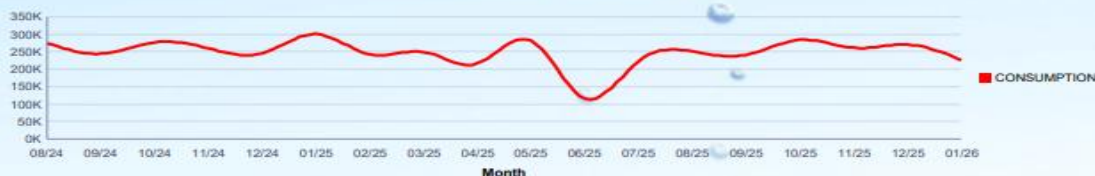
Doc.Date	Details	Amount	Cumulative
1-Jan-26	Balance B/F	35,634,686.84	35,634,686.84
28-Jan-26	Payment Received - Receipt No.	-5,123,376.05	30,511,310.79
29-Jan-26	Interest	257,256.89	30,768,567.68
29-Jan-26	Water Account - Invoice No. 423507	4,007,627.77	34,776,195.45

**DUE ITEMS AT: 29-Jan-26**

**TOTAL AMOUNT DUE: 34,776,195.45**

AGE ANALYSIS	Over 90 Days	90 Days	60 Days	30 Days	Current	Total
	15,071,886.40	5,371,160.19	4,944,888.15	5,123,376.05	4,264,884.66	34,776,195.45

**Consumption for the last 18 Months**



Name of Bank: NedBank | Name of account: Rand Water - Debtors one Account |Type of account: Current Account  
Account No: 1249694930 | Branch: Nedbank Limited |Branch Code: 198765 Reference: 562



# TAX INVOICE

DR. TO: RAND WATER, WATER SUPPLIED AND METER RENT

P.O BOX 1127 | JOHANNESBURG | 2000  
 RIETVLEI | 522 IMPALA RD | GLENVISTA | 2058  
 Tel: (011) 682-0911 | Fax: (011) 682-8444



RAND WATER VAT REGISTRATION NO 4750106264

**NGWATHE LOCAL MUNICIPALITY**  
**C/O HEILBRON TOWN COUNCIL**  
**P O BOX 359**  
**PARYS**  
**9585**

CUSTOMER CODE 562  
 CUSTOMER VAT REGISTRATION NO. 4000846586  
 TAX INVOICE NO W000423507  
 DATE 2026-01-29  
 GUARANTEE  
 DEPOSIT CASH 0.00

Page 1 of 1

METER ID	SUPPLY POINT	SIZE	RENTAL	METER READING		CONSUMPTION
				29-Jan-26	30-Dec-25	
4012	HEILBRON	200	35.09	1581687	1355568	226119
4053	HEILBRON					0
4053	HEILBRON	100	26.32	0	0	0
4053	HEILBRON					0
TOTAL CONSUMPTION						226119
TOTAL METER RENTAL						3,468,944.98 DT
VAT @ 15%						61.41 DT
WATER RESEARCH LEVY		226119	K1 @ 8.08			520,350.96 DT
TOTAL INVOICE DUE						18,270.42 DT
						R4,007,627.77 DT

\*READING AND CONSUMPTION AVERAGED CALCULATION

The banking details are as follows:  
 Name of the Bank: Nedbank  
 Name of Account: Rand Water - Debtors one Account  
 Account No: 1249084930  
 Branch: Nedbank Limited  
 Branch Code: 188750  
 Type of Account: Current  
 Reference: 562

To view account details on the internet, please visit [www.randwater.co.za](http://www.randwater.co.za)  
 For account enquiries please contact Rand Water's Call Centre toll free at 0800 10 10 60 or email to [debtors@randwater.co.za](mailto:debtors@randwater.co.za)  
 Interest will be charged on overdue accounts. This account is payable not later than the 27-FEB-26. The rate includes a levy of 8.08 cents per kilolitre imposed by the State in the provisions of the Water Research Act, 1974

F



# CUSTOMER STATEMENT

DR. TO: RAND WATER, WATER SUPPLIED AND METER RENT

P.O BOX 1127 | JOHANNESBURG | 2000  
 RIETVLEI | 522 IMPALA RD | GLENVISTA | 2058  
 Tel: (011) 682-0911 | Fax: (011) 682-0444



RAND WATER VAT REGISTRATION NO 4750106264

NGWATHE LOCAL MUNICIPALITY  
 C/O HEILBRON TOWN COUNCIL  
 P O BOX 359  
 PARYS  
 9585

CUSTOMER CODE 562  
 CUSTOMER VAT REGISTRATION NO.

Page: 1 of 1

Account statement From 30-Jan-26 To 28-Feb-26

Date: 2-Mar-26

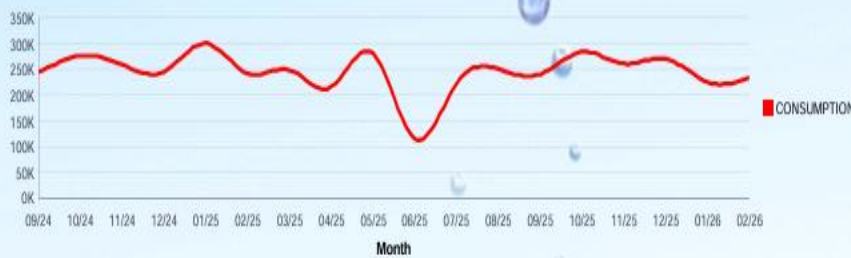
Doc.Date	Details	Amount	Cumulative
1-Feb-26	Balance B/F	34,776,195.45	34,776,195.45
26-Feb-26	Interest	240,137.15	35,016,332.60
26-Feb-26	Water Account - Invoice No. 424552	4,137,485.81	39,153,818.41

DUE ITEMS AT: 26-Feb-26

TOTAL AMOUNT DUE: 39,153,818.41

AGE ANALYSIS	Over 90 Days	90 Days	60 Days	30 Days	Current	Total
	20,443,046.59	4,944,888.15	5,123,376.05	4,264,884.66	4,377,622.96	39,153,818.41

Consumption for the last 18 Months



Name of Bank: NedBank | Name of account: Rand Water - Debtors one Account | Type of account: Current Account  
 Account No: 1249694930 | Branch: Nedbank Limited | Branch Code: 198765 Reference: 562



### CUSTOMER STATEMENT

DR. TO: RAND WATER, WATER SUPPLIED AND METER RENT

P.O BOX 1127 | JOHANNESBURG | 2000  
 RIETVLEI | 522 IMPALA RD | GLENVISTA | 2058  
 Tel: (011) 682-0911 | Fax: (011) 682-0444



RAND WATER VAT REGISTRATION NO 4750106264

**NGWATHE LOCAL MUNICIPALITY**  
 C/O HEILBRON TOWN COUNCIL  
 P O BOX 359  
 PARYS  
 9585

CUSTOMER CODE 562  
 CUSTOMER VAT REGISTRATION NO.

Page: 1 of 1

Account statement From **27-Feb-26** To **31-Mar-26**

Date: **1-Apr-26**

Doc.Date	Details	Amount	Cumulative
1-Mar-26	Balance B/F	39,153,818.41	39,153,818.41
10-Mar-26	Payment Received - Receipt No.	-4,264,884.66	34,888,933.75
18-Mar-26	Payment Received - Receipt No.	-801,774.03	34,087,159.72
18-Mar-26	Payment Received - Receipt No.	-1,868,013.97	32,219,145.75
18-Mar-26	Payment Received - Receipt No.	-3,272,622.81	28,946,522.94
27-Mar-26	Interest	252,790.64	29,199,313.58
27-Mar-26	Water Account - Invoice No. 425626	4,487,927.07	33,687,240.65
31-Mar-26	Payment Received - Receipt No.	-4,377,622.96	29,309,617.69

**DUE ITEMS AT: 27-Mar-26**

**TOTAL AMOUNT DUE: 29,309,617.69**

AGE ANALYSIS	Over 90 Days	90 Days	60 Days	30 Days	Current	Total
	10,803,016.31	5,123,376.05	4,264,884.66	4,377,622.96	4,740,717.71	29,309,617.69

**Consumption for the last 18 Months**



Name of Bank: NedBank | Name of account: Rand Water - Debtors one Account | Type of account: Current Account  
 Account No: 1249694930 | Branch: Nedbank Limited | Branch Code: 198765 Reference: 562

Indicated below is the municipality’s proof of payment of Rand water Bulk invoice paid in January , February and March 2026. The proof of payments were submitted on GoMuni Portal.



Liebenbergstrek  
Parys  
9585  
Inquiries: Mr. S Phetoane  
Tel: +27 (0) 56 816 2700  
Fax: +27 (0) 56 811 4848  
Email: cfoadmin@ngwathe.co.za



### Audit Trail

Create Transfer

Thu, Jan 29, 2026 at 08:13:07 AM

Group **31595 - NGWATHE LOCAL MUNICIPALITY**  
Operator **006 - NOKWANDA MKWAYI**  
Status **Finally Approved**

	Captured	First Approver	Second Approver	Third Approver	Final Approver	Transaction Status
Operator Number	6	3			19	
Operator Name	NOKWANDA MKWAYI	PINKY MOKOENA			SERAME D PHETOANE	
Approval Level		A			A	
Date	2026/01/28	2026/01/28			2026/01/28	
Time	09:52:47	11:45:44			12:09:11	
Roll-over Date						
Roll-over Type						

	From Account	To Account	Description	Beneficiary Code	Date	Roll-over date	Transaction Number	Transaction Detail
	334836	198765	NGWATHE LOCAL MUNICIPALITY - 0000004052707733		20260128		163269	
	3 589323	3 NGWATHE MUN.						Frequency
								Adhoc
								Amount
								5,123,376.05
								Immediate Interbank Payment
								No

Activate Windows  
Go to Settings to activate





**RAND WATER**

~~Liabanostrak~~  
Parys  
9585

Inquiries: Mr. S Phetoane  
Tel: +27 (0) 56 816 2700  
Fax: +27 (0) 56 811 4848  
Email: cfoadmin@ngwathe.co.za

**(absa)**

**Audit Trail**  
Create Transfer

Fri, Mar 13, 2026 at 04:02:05 PM

Group **31595 - NGWATHE LOCAL MUNICIPALITY**  
Operator **006 - NOKWANDA MKWAYI**  
Status **Finally Approved**

	Captured	First Approver	Second Approver	Third Approver	Final Approver	Transaction Status
Operator Number	6	3			19	
Operator Name	NOKWANDA MKWAYI	PINKY MOKOENA			SERAME D PHETOANE	
Approval Level		A			A	
Date	2026/03/10	2026/03/10			2026/03/10	
Time	09:54:52	11:18:33			11:22:21	
Roll-over Date						
Roll-over Type						

			Transaction Detail
From Account	334836	NGWATHE LOCAL MUNICIPALITY - 0000004052707733	
Description	3 589814		Frequency Adhoc
Beneficiary Code			
To Account	198765	RAND WATER - 0000001249694930	
Description	3	NGWATHE MUN.	Amount 4,264,884.66
Date	20260310		
Roll-over date			
Transaction Number	165672		Immediate Interbank Payment No

To View Payment Confirmation Details [click here](#).



Liabankrustek  
Parys  
9585  
Inquiries: Mr. S Phetoane  
Tel: +27 (0) 56 816 2700  
Fax: +27 (0) 56 811 4848  
Email: cfadmin@ngwathe.co.za



### Audit Trail

Create Transfer

Group **31595 - NGWATHE LOCAL MUNICIPALITY**  
Operator **006 - NOKWANDA MKWAYI**  
Status **Finally Approved**

Thu, Mar 19, 2026 at 09:33:47 AM

Operator Number	Captured	First Approver	Second Approver	Third Approver	Final Approver	Transaction Status
	6	3			19	
Operator Name	NOKWANDA MKWAYI	PINKY MOKOENA			SERAME D PHETOANE	
Approval Level		A			A	
Date	2026/03/18	2026/03/18			2026/03/18	
Time	15:59:25	16:08:21			16:13:27	
Roll-over Date						
Roll-over Type						

From Account	Description	Beneficiary Code	To Account	Description	Date	Roll-over date	Transaction Number	Transaction Detail
334836	NGWATHE LOCAL MUNICIPALITY - 0000004052707733	3 589930	198765	RAND WATER - 0000001249694930	20260318		165805	Frequency Adhoc
				3 NGWATHE MUN.				Amount 3,272,622.81
								Immediate Interbank Payment No

To View Payment Confirmation Details [click here](#)

Ac  
Go

Activate Windows  
Go to Settings to activate Windows



Libankwastek  
Parys  
9585  
Inquiries: Mr. S Phetoane  
Tel: +27 (0) 56 816 2700  
Fax: +27 (0) 56 811 4848  
Email: cfoadmin@ngwathe.co.za



### Audit Trail

Create Transfer

Group 31595 - NGWATHE LOCAL MUNICIPALITY  
Operator 006 - NOKWANDA MKWAYI  
Status **Finally Approved**  
Thu, Mar 19, 2026 at 09:34:37 AM

Operator Number	Captured	First Approver	Second Approver	Third Approver	Final Approver	Transaction Status
	6	3			19	
Operator Name	NOKWANDA MKWAYI	PINKY MOKOENA			SERAME D PHETOANE	
Approval Level		A			A	
Date	2026/03/18	2026/03/18			2026/03/18	
Time	16:03:26	16:09:09			16:14:03	
Roll-over Date						
Roll-over Type						

		Transaction Detail
From Account	334836 NGWATHE LOCAL MUNICIPALITY - 0000004052707733	
Description	3 589933	Frequency
Beneficiary Code		Adhoc
To Account	198765 RAND WATER - 0000001249694930	
Description	3 NGWATHE MUN.	
Date	20260318	Amount
Roll-over date		801,774.03
Transaction Number	165808	Immediate Interbank Payment
		No

To View Payment Confirmation Details [click here](#)

Acti  
Go to



Liabengstrak

Parys  
9585

Inquiries: Mr. S Phetoane  
Tel: +27 (0) 56 816 2700  
Fax: +27 (0) 56 811 4848  
Email: sfoadmin@ngwathe.co.za



### Audit Trail

Create Transfer

Group 31595 - NGWATHE LOCAL MUNICIPALITY  
Operator 006 - NOKWANDA MKWAYI  
Status Finally Approved

Thu, Mar 19, 2026 at 09:34:05 AM

Operator Number	Captured	First Approver	Second Approver	Third Approver	Final Approver	Transaction Status
	6	3			19	
Operator Name	NOKWANDA MKWAYI	PINKY MOKOENA			SERAME D PHEOANE	
Approval Level		A			A	
Date	2026/03/18	2026/03/18			2026/03/18	
Time	15:59:25	16:08:21			16:13:27	
Roll-over Date						
Roll-over Type						

From Account	Description	Beneficiary Code	To Account	Description	Date	Roll-over date	Transaction Number	Transaction Detail
334836	NGWATHE LOCAL MUNICIPALITY - 000004052707733	3 589930	198765	RAND WATER - 000001249694930	20260318		165806	Frequency Adhoc Amount 1,868,013.97 Immediate Interbank Payment No

To View Payment Confirmation Details [click here](#).

Act  
Go

Activate Windows  
Go to Settings to activate Win



~~Liebenbergstrak~~  
 Parys  
 9585  
 Inquiries: Mr. S Phetoane  
 Tel: +27 (0) 56 816 2700  
 Fax: +27 (0) 56 811 4848  
 Email: cfoadmin@ngwathe.co.za



### Audit Trail

Create Transfer

Wed, Mar 18, 2026 at 09:00:25 AM

Group 31595 - NGWATHE LOCAL MUNICIPALITY  
 Operator 006 - NOKWANDA MKWAYI  
 Status Finally Approved

#### Transaction Status

	Captured	First Approver	Second Approver	Third Approver	Final Approver
Operator Number	6	20			19
Operator Name	NOKWANDA MKWAYI	BHUNGANE RADEBE			SERAME D PHEOANE
Approval Level		A			A
Date	2026/03/17	2026/03/17			2026/03/17
Time	15:33:41	15:36:50			15:58:08
Roll-over Date					
Roll-over Type					

#### Transaction Detail

From Account	334836	NGWATHE LOCAL MUNICIPALITY - 000004052707733		
Description	3 589910		Frequency	Adhoc
Beneficiary Code				
To Account	323145	DEPARTMENT: WATER AND SANTATIO - 000004054697285		
Description	3	NGWATHE MUN.		
Date	20260317		Amount	141,843.61
Roll-over date				
Transaction Number	165783		Immediate Interbank Payment	No

To View Payment Confirmation Details [click here](#).

Acti  
Go to

# DEPARTMENT OF WATER AND SANATATION

BUSINESS PARTNER	23002581
CONTRACT ACCOUNT	102282772
STATEMENT DATE	28-02-2025
PAYMENTS INCLUDED UPTO	28-02-2025

Date	Details	Document Number	Due Date	Water Use No./Div	Amount
31-01-2025	CMA Balance brought forward				71,296.60
	<b>Sub Total(A)</b>				<b>71,296.60</b>
28-02-2025	Waste WRM Charge	140001578238	31-03-2025	11/CMA	3564.83
28-02-2025	Waste WRM Charge	140001578238	31-03-2025	9/CMA	3564.83
28-02-2025	<b>Total Movement for the month(B)</b>				<b>7129.66</b>
28-02-2025	<b>Total Outstanding (A+B)</b>				<b>78,426.26</b>

### CONTACT DETAILS

Contact Person: Regional Director  
 PHONE 0800 200 200  
 FAX 012 336 1408  
 EMAIL revenue@dws.gov.za

For change in details, Please complete the below and forward to your regional office. View personal details on reverse of this page

### AGE ANALYSIS

CURRENT	30+DAYS	60+DAYS	90+DAYS	120+DAYS	TOTAL DUE
7,129.66	14,259.32	7,129.66	7,129.66	42,777.96	78,426.26

The Department has introduced an Incentive Scheme. Customers who wish to participate can do so by sending emails to Munic.Incentive@dws.gov.za for Municipalities and Incentivescheme@dws.gov.za for other customers. Interest charges which are not reflected on this statement but which are applicable to documents will be reflected on the future statements. PLEASE USE THE CONTRACT ACCOUNT NUMBER PROVIDED ABOVE (1000000000 AS REFERENCE WHEN MAKING PAYMENTS)

Email warmstatarequests@dws.gov.za for property ownership updates, contact details (including email address for electronic receipt of invoices and statements) and VAT number updates, using your Business Partner number as reference. Email revenue@dws.gov.za for any revenue related queries. I.e. Invoices etc.

Please note, as of December 2019 invoices and statements will be available for downloading and printing from the DWS portal through following link <https://statements.dws.gov.za> Please log onto the link to REGISTER.

Customer No: 102282772

NAME:

POSTAL ADDRESS:

POSTAL CODE:

TELEPHONE NO (BUS):

TELEPHONE NO (CELL):

FAX NUMBER:

EMAIL ADDRESS

### BANKING DETAILS

Bank: ABSA BANK  
 Account Type: Business Current Account  
 Account Number: 4054697285  
 Branch Code: 630145  
 Reference: 102282772  
 Note: Please turn over leaf for additional banking details

BUSINESS PARTNER	23002581
CONTRACT ACCOUNT	101616438
STATEMENT DATE	28-02-2025
PAYMENTS INCLUDED UPTO	28-02-2025

Date	Details	Document Number	Due Date	Water Use No./Div	Amount
31-01-2025	CMA Balance brought forward				11,772.00
	<b>Sub Total(A)</b>				<b>11,772.00</b>
28-02-2025	W/RM Charge	140001578191	31-03-2025	5/CMA	1177.20
28-02-2025	<b>Total Movement for the month(B)</b>				<b>1177.20</b>
28-02-2025	<b>Total Outstanding (A+B)</b>				<b>12,949.20</b>

**CONTACT DETAILS**

Contact Person: Regional Director  
 PHONE 0800 200 200  
 FAX 012 336 1408  
 EMAIL revenue@dws.gov.za

For change in details, Please complete the below and forward to your regional office. View personal details on reverse of this page

**AGE ANALYSIS**

CURRENT	30+DAYS	60+DAYS	90+DAYS	120+DAYS	TOTAL DUE
1,177.20	2,354.40	1,177.20	1,177.20	7,063.20	12,949.20

The Department has introduced an Incentive Scheme. Customers who wish to participate can do so by sending emails to [Munic.Incentive@dws.gov.za](mailto:Munic.Incentive@dws.gov.za) for Municipalities and [Incentivescheme@dws.gov.za](mailto:Incentivescheme@dws.gov.za) for other customers. Interest charges which are not reflected on this statement but which are applicable to documents will be reflected on the future statements. PLEASE USE THE CONTRACT ACCOUNT NUMBER PROVIDED ABOVE (1000000000 AS REFERENCE WHEN MAKING PAYMENTS)

Email [warmdatarequests@dws.gov.za](mailto:warmdatarequests@dws.gov.za) for property ownership updates, contact details (including email address for electronic receipt of invoices and statements) and VAT number updates, using your Business Partner number as reference. Email [revenue@dws.gov.za](mailto:revenue@dws.gov.za) for any revenue related queries. i.e. Invoices etc.

Please note, as of December 2019 invoices and statements will be available for downloading and printing from the DWS portal through following link <https://statements.dws.gov.za> Please log onto the link to REGISTER.

Customer No: 101616438

NAME:

POSTAL ADDRESS:

POSTAL CODE:

TELEPHONE NO (BUS):

TELEPHONE NO (CELL):

FAX NUMBER:

EMAIL ADDRESS

**BANKING DETAILS**

Bank: **ABSA BANK**  
 Account Type: **Business Current Account**  
 Account Number: 4054697285  
 Brance Code: 630145  
 Reference: 101616438  
 Note: Please turn over leaf for additional banking details



9585

BUSINESS PARTNER	20028676
CONTRACT ACCOUNT	101399399
STATEMENT DATE	31-01-2025
PAYMENTS INCLUDED UPTO	31-01-2025

Date	Details	Document Number	Due Date	Water Use No./Div	Amount
31-12-2024	CMA Balance brought forward				10416.24
	<b>Sub Total(A)</b>				<b>10416.24</b>
31-01-2025	<b>Total Movement for the month(B)</b>				<b>0.00</b>
31-01-2025	<b>Total Outstanding (A+B)</b>				<b>10416.24</b>

**CONTACT DETAILS**

Contact Person: Regional Director  
 PHONE 0800 200 200  
 FAX 012 336 1408  
 EMAIL revenue@dws.gov.za

For change in details, Please complete the below and forward to your regional office. View personal details on reverse of this page

**AGE ANALYSIS**

CURRENT	30+DAYS	60+DAYS	90+DAYS	120+DAYS	TOTAL DUE
0.00	0.00	0.00	0.00	10416.24	10416.24

The Department has introduced an Incentive Scheme. Customers who wish to participate can do so by sending emails to Munic.Incentive@dws.gov.za for Municipalities and Incentivescheme@dws.gov.za for other customers. Interest charges which are not reflected on this statement but which are applicable to documents will be reflected on the future statements. PLEASE USE THE CONTRACT ACCOUNT NUMBER PROVIDED ABOVE (1000000000 AS REFERENCE WHEN MAKING PAYMENTS)

Email warmstatarequests@dws.gov.za for property ownership updates, contact details (including email address for electronic receipt of invoices and statements) and VAT number updates, using your Business Partner number as reference. Email revenue@dws.gov.za for any revenue related queries. I.e. Invoices etc.

Please note, as of December 2019 invoices and statements will be available for downloading and printing from the DWS portal through following link <https://statements.dws.gov.za> Please log onto the link to REGISTER.

<b>Customer No: 101399399</b>
<b>NAME:</b>
<b>POSTAL ADDRESS:</b>
<b>POSTAL CODE:</b>
<b>TELEPHONE NO (BUS):</b>
<b>TELEPHONE NO (CELL):</b>
<b>FAX NUMBER:</b>
<b>EMAIL ADDRESS</b>

**BANKING DETAILS**

Bank: ABSA BANK  
 Account Type: Business Current Account  
 Account Number: 4054697285  
 Brance Code: 630145  
 Reference: 101399399  
 Note: Please turn over leaf for additional banking details



HEAD OF FINANCE  
 NGWATHE LOCAL MUNICIPALITY  
 PO BOX 359  
 PARYS  
 9585

BUSINESS PARTNER	23002661
CONTRACT ACCOUNT	102282788
STATEMENT DATE	31-01-2025
PAYMENTS INCLUDED UPTO	31-01-2025

Date	Details	Document Number	Due Date	Water Use No./Div	Amount
31-12-2024	CMA Balance brought forward				32083.47
	<b>Sub Total(A)</b>				<b>32083.47</b>
31-01-2025	Waste WRM Charge	140001571351	03-03-2025	5/CMA	3564.83
31-01-2025	<b>Total Movement for the month(B)</b>				<b>3564.83</b>
31-01-2025	<b>Total Outstanding (A+B)</b>				<b>35648.30</b>

**CONTACT DETAILS**

Contact Person: Regional Director  
 PHONE 0800 200 200  
 FAX 012 336 1408  
 EMAIL revenue@dws.gov.za

For change in details, Please complete the below and forward to your regional office. View personal details on reverse of this page

**AGE ANALYSIS**

CURRENT	30+DAYS	60+DAYS	90+DAYS	120+DAYS	TOTAL DUE
3564.83	3564.83	7129.66	0.00	21388.98	35648.30

The Department has introduced an Incentive Scheme. Customers who wish to participate can do so by sending emails to [Munic.Incentive@dws.gov.za](mailto:Munic.Incentive@dws.gov.za) for Municipalities and [Incentivescheme@dws.gov.za](mailto:Incentivescheme@dws.gov.za) for other customers. Interest charges which are not reflected on this statement but which are applicable to documents will be reflected on the future statements. PLEASE USE THE CONTRACT ACCOUNT NUMBER PROVIDED ABOVE (1000000000 AS REFERENCE WHEN MAKING PAYMENTS)  
 Email [warmdatarequests@dws.gov.za](mailto:warmdatarequests@dws.gov.za) for property ownership updates, contact details (including email address for electronic receipt of invoices and statements) and VAT number updates, using your Business Partner number as reference. Email [revenue@dws.gov.za](mailto:revenue@dws.gov.za) for any revenue related queries. i.e. Invoices etc.  
 Please note, as of December 2019 invoices and statements will be available for downloading and printing from the DWS portal through following link <https://statements.dws.gov.za> Please log onto the link to REGISTER.

Customer No: 102282788

NAME:

POSTAL ADDRESS:

POSTAL CODE:

TELEPHONE NO (BUS):

TELEPHONE NO (CELL):

FAX NUMBER:

EMAIL ADDRESS

**BANKING DETAILS**

Bank: **ABSA BANK**  
 Account Type: **Business Current Account**  
 Account Number: 4054697285  
 Brance Code: 630145  
 Reference: 102282788  
 Note: Please turn over leaf for additional banking details

9585

BUSINESS PARTNER	23002661
CONTRACT ACCOUNT	100479210
STATEMENT DATE	31-01-2025
PAYMENTS INCLUDED UPTO	31-01-2025

Date	Details	Document Number	Due Date	Water Use No./Div	Amount
31-12-2024	CMA Balance brought forward				682825.79
31-12-2024	NWRI Balance brought forward				21015299.44
31-12-2024	<b>Total Balance brought forward</b>				<b>21698125.23</b>
	<b>Sub Total(A)</b>				<b>21698125.23</b>
31-01-2025	Consumptive (O&M)	140001571618	03-03-2025	4/NWRI	20669.12
31-01-2025	Consumptive (Depr)	140001571618	03-03-2025	4/NWRI	7465.58
31-01-2025	Consumptive (ROA)	140001571618	03-03-2025	4/NWRI	91295.89
31-01-2025	WRL	140001571618	03-03-2025	4/NWRI	4192.29
31-01-2025	<b>Total Movement for the month(B)</b>				<b>123622.88</b>
31-01-2025	<b>Total Outstanding (A+B)</b>				<b>21821748.11</b>

**CONTACT DETAILS**

Contact Person: Regional Director  
 PHONE 0800 200 200  
 FAX 012 336 1408  
 EMAIL revenue@dws.gov.za

For change in details, Please complete the below and forward to your regional office. View personal details on reverse of this page

**Customer No: 100479210**

**NAME:**

**POSTAL ADDRESS:**

**POSTAL CODE:**

**TELEPHONE NO (BUS):**

**TELEPHONE NO (CELL):**

**FAX NUMBER:**

**EMAIL ADDRESS**

**BANKING DETAILS**

Bank: **ABSA BANK**  
 Account Type: **Business Current Account**  
 Account Number: **4054697285**  
 Branch Code: **630145**  
 Reference: **100479210**  
 Note: Please turn over leaf for additional banking details

AGE ANALYSIS					
CURRENT	30+DAYS	60+DAYS	90+DAYS	120+DAYS	TOTAL DUE
123622.88	123622.88	247245.76	0.00	21327256.59	21821748.11

The Department has introduced an Incentive Scheme. Customers who wish to participate can do so by sending emails to Munic.Incentive@dws.gov.za for Municipalities and Incentivescheme@dws.gov.za for other customers. Interest charges which are not reflected on this statement but which are applicable to documents will be reflected on the future statements. PLEASE USE THE CONTRACT ACCOUNT NUMBER PROVIDED ABOVE (1000000000 AS REFERENCE WHEN MAKING PAYMENTS)  
 Email warmsdatarequests@dws.gov.za for property ownership updates, contact details (including email address for electronic receipt of invoices and statements) and VAT number updates, using your Business Partner number as reference. Email revenue@dws.gov.za for any revenue related queries. I.e. Invoices etc.  
 Please note, as of December 2019 invoices and statements will be available for downloading and printing from the DWS portal through following link <https://statements.dws.gov.za> Please log onto the link to REGISTER.





HEAD OF FINANCE  
NGWATHE LOCAL MUNICIPALITY  
PO BOX 359  
PARYS  
9585

BUSINESS PARTNER	20028676
CONTRACT ACCOUNT	100113710
STATEMENT DATE	28-02-2025
PAYMENTS INCLUDED UPTO	28-02-2025

Date	Details	Document Number	Due Date	Water Use No./Div	Amount
31-01-2025	CMA Balance brought forward				2,274,856.90
31-01-2025	NWRt Balance brought forward				2,990,370.98
31-01-2025	<b>Total Balance brought forward</b>				<b>5,265,227.88</b>
	<b>Sub Total(A)</b>				<b>5,265,227.88</b>
28-02-2025	<b>Total Movement for the month(B)</b>				<b>0.00</b>
28-02-2025	<b>Total Outstanding (A+B)</b>				<b>5,265,227.88</b>

**CONTACT DETAILS**

Contact Person: Regional Director  
PHONE 0800 200 200  
FAX 012 336 1408  
EMAIL revenue@dws.gov.za

For change in details, Please complete the below and forward to your regional office. View personal details on reverse of this page

**AGE ANALYSIS**

CURRENT	30+DAYS	60+DAYS	90+DAYS	120+DAYS	TOTAL DUE
0.00	0.00	0.00	0.00	5,265,227.88	5,265,227.88

The Department has introduced an Incentive Scheme. Customers who wish to participate can do so by sending emails to Munic.Incentive@dws.gov.za for Municipalities and Incentivescheme@dws.gov.za for other customers. Interest charges which are not reflected on this statement but which are applicable to documents will be reflected on the future statements. PLEASE USE THE CONTRACT ACCOUNT NUMBER PROVIDED ABOVE (1000000000 AS REFERENCE WHEN MAKING PAYMENTS)  
Email wamsdatarequests@dws.gov.za for property ownership updates,contact details (including email address for electronic receipt of invoices and statements) and VAT number updates, using your Business Partner number as reference. Email revenue@dws.gov.za for any revenue related queries. I.e. Invoices etc.  
Please note, as of December 2019 invoices and statements will be available for downloading and printing from the DWS portal through following link <https://statements.dws.gov.za> Please log onto the link to REGISTER.

Customer No: 100113710

<b>NAME:</b>
<b>POSTAL ADDRESS:</b>
<b>POSTAL CODE:</b>
<b>TELEPHONE NO (BUS):</b>
<b>TELEPHONE NO (CELL):</b>
<b>FAX NUMBER:</b>
<b>EMAIL ADDRESS</b>

**BANKING DETAILS**

Bank: **ABSA BANK**  
Account Type: **Business Current Account**  
Account Number: **4054697285**  
Branch Code: **630145**  
Reference: **100113710**  
Note: Please turn over leaf for additional banking details

BUSINESS PARTNER	20028676
CONTRACT ACCOUNT	101589581
STATEMENT DATE	28-02-2025
PAYMENTS INCLUDED UPTO	28-02-2025

Date	Details	Document Number	Due Date	Water Use No./Div	Amount
31-01-2025	CMA Balance brought forward				1,345.29
	<b>Sub Total(A)</b>				<b>1,345.29</b>
28-02-2025	<b>Total Movement for the month(B)</b>				<b>0.00</b>
28-02-2025	<b>Total Outstanding (A+B)</b>				<b>1,345.29</b>

**AGE ANALYSIS**

CURRENT	30+DAYS	60+DAYS	90+DAYS	120+DAYS	TOTAL DUE
0.00	0.00	0.00	0.00	1,345.29	1,345.29

The Department has introduced an Incentive Scheme. Customers who wish to participate can do so by sending emails to Munic.Incentive@dws.gov.za for Municipalities and Incentivescheme@dws.gov.za for other customers. Interest charges which are not reflected on this statement but which are applicable to documents will be reflected on the future statements. PLEASE USE THE CONTRACT ACCOUNT NUMBER PROVIDED ABOVE (1000000000 AS REFERENCE WHEN MAKING PAYMENTS)

Email warmdatarequests@dws.gov.za for property ownership updates, contact details (including email address for electronic receipt of invoices and statements) and VAT number updates, using your Business Partner number as reference. Email revenue@dws.gov.za for any revenue related queries. i.e. Invoices etc.

Please note, as of December 2019 invoices and statements will be available for downloading and printing from the DWS portal through following link <https://statements.dws.gov.za> Please log onto the link to REGISTER.

**CONTACT DETAILS**

Contact Person: Regional Director  
 PHONE 0800 200 200  
 FAX 012 336 1408  
 EMAIL revenue@dws.gov.za

For change in details, Please complete the below and forward to your regional office. View personal details on reverse of this page

<b>Customer No: 101589581</b>
<b>NAME:</b>
<b>POSTAL ADDRESS:</b>
<b>POSTAL CODE:</b>
<b>TELEPHONE NO (BUS):</b>
<b>TELEPHONE NO (CELL):</b>
<b>FAX NUMBER:</b>
<b>EMAIL ADDRESS</b>

**BANKING DETAILS**

Bank: **ABSA BANK**  
 Account Type: **Business Current Account**  
 Account Number: 4054697285  
 Branch Code: 630145  
 Reference: 101589581  
 Note: Please turn over leaf for additional banking details



**BUSINESS PARTNER** 23002643 DWS VAT Reg. no 4040112361  
**CONTRACT ACCOUNT** 100479160  
**STATEMENT DATE** 31.03.2025  
**PAYMENTS INCLUDED UP TO** 31.03.2025



**Water & Sanitation**  
 Department:  
 Water and Sanitation  
 REPUBLIC OF SOUTH AFRICA

HEAD OF FINANCE  
 NGWATHE LOCAL MUNICIPALITY  
 PO BOX 38  
 EDENVILLE  
 EDENVILLE  
 9535

**YOUR CONTACT OFFICE**

Department: Water and Sanitation  
 Private Bag X313  
 Pretoria  
 0001  
 R534 Waterbron Building  
 185 Francis Baard Street  
 Pretoria

Date	Details	Document Number	Due Date	Water Use No. /Div.	Amount R (Inc.VAT)
28.02.2025	CMA Balance brought forward				110,780.72
	<b>Sub Total (A)</b>				<b>110,780.72</b>
31.03.2025	<b>Total Movement for the month (B)</b>				<b>0.00</b>
31.03.2025	<b>Total Outstanding (A+B)</b>				<b>110,780.72</b>

**CONTACT DETAILS**

DWS Call Centre  
 PHONE 0800 200 200  
 FAX 012 336 1408  
 Email: Revenue@dws.gov.za

For change in details, Please complete the form below and forward to your regional office. View personal details on reverse of this page

Customer No. 23002643

<b>NAME:</b>
<b>POSTAL ADDRESS:</b>
<b>POSTAL CODE:</b>
<b>TELEPHONE NO (BUS):</b>
<b>TELEPHONE NO (CELL):</b>
<b>FAX NUMBER:</b>
<b>E-MAIL:</b>

**BANKING DETAILS**

Name of Bank ABSA  
 Branch key: 630145  
 Account Number 4054697285  
 Reference Contract Acc. No.

Note: Please turn over leaf for additional banking details.

AGE ANALYSIS					
CURRENT	30+ DAYS	60+ DAYS	90+ DAYS	120+ DAYS	TOTAL
0.00	0.00	0.00	0.00	110,780.72	110,780.72

The Department has introduced an Incentive Scheme. Customers who wish to participate can do so by sending emails to Munic.Incentive@dws.gov.za for Municipalities and Incentivescheme@dws.gov.za for other customers.

Interest charges which are not reflected on this statement, but which are applicable to documents will be reflected on the future statements.

PLEASE USE THE CONTRACT ACCOUNT NUMBER PROVIDED ABOVE (1000000000 AS REFERENCE WHEN MAKING PAYMENTS)

Email warmsdaterequests@dws.gov.za for property ownership updates, contact details (including email address for electronic receipt of invoices and statements) and VAT number updates, using your Business Partner number as reference. Email revenue@dws.gov.za for any revenue related queries. I.e. Invoices etc.

Please note, as of December 2019 invoices and statements will be available for downloading and printing from the DWS portal through following link <https://statements.dws.gov.za> Please log onto the link to REGISTER.

NWRI Customer Ref no. 60002588  
 BUSINESS PARTNER 23002661  
 CONTRACT ACCOUNT 100479210  
 STATEMENT DATE 31.03.2025  
 PAYMENTS INCLUDED UP TO 31.03.2025

**CUSTOMER STATEMENT**

DWS VAT Reg. no 4040112361



**water & sanitation**

Department:  
 Water and Sanitation  
 REPUBLIC OF SOUTH AFRICA

HEAD OF FINANCE  
 NGWATHE LOCAL MUNICIPALITY  
 PO BOX 359  
 PARYS  
 PARYS  
 9585

**YOUR CONTACT OFFICE**

Department: Water and Sanitation  
 Private Bag X313  
 Pretoria  
 0001

R534 Waterbron Building  
 185 Francis Baard Street  
 Pretoria

Date	Details	Document Number	Due Date	Water Use No. /Div.	Amount R (Inc.VAT)
28.02.2025	CMA Balance brought forward				682,825.79
28.02.2025	NWRI Balance brought forward				21,262,545.20
<b>28.02.2025</b>	<b>Total Balance brought forward</b>				<b>21,945,370.99</b>
	<b>Sub Total (A)</b>				<b>21,945,370.99</b>
31.03.2025	Consumptive (O&M)	493864557	30.04.2025	4/NWRI	20,669.12
31.03.2025	Consumptive (Depr)	493864557	30.04.2025	4/NWRI	7,465.58
31.03.2025	Consumptive (ROA)	493864557	30.04.2025	4/NWRI	91,295.89
31.03.2025	WRL	493864557	30.04.2025	4/NWRI	4,192.29
31.03.2025	Interest Receivable	125002228717	31.03.2025	4/NWRI	952,610.32
<b>31.03.2025</b>	<b>Total Movement for the month (B)</b>				<b>1,076,233.20</b>
<b>31.03.2025</b>	<b>Total Outstanding (A+B)</b>				<b>23,021,604.19</b>

**CONTACT DETAILS**

DWS Call Centre  
 PHONE 0800 200 200  
 FAX 012 336 1408  
 Email:Revenue@dws.gov.za

For change in details,  
 Please complete the  
 form below and forward  
 to your regional office.  
 View personal details  
 on reverse of this page

Customer No. 23002661

<b>NAME:</b>
<b>POSTAL ADDRESS:</b>
<b>POSTAL CODE:</b>
<b>TELEPHONE NO (BUS):</b>
<b>TELEPHONE NO (CELL):</b>
<b>FAX NUMBER:</b>
<b>E-MAIL:</b>

**BANKING DETAILS**

Name of Bank ABSA  
 Branch key: 630145  
 Account Number 4054697285  
 Reference Contract Acc. No.

Note: Please turn over leaf for additional banking details.

AGE ANALYSIS					
CURRENT	30+ DAYS	60+ DAYS	90+ DAYS	120+ DAYS	TOTAL
1,076,233.20	247,245.76	123,622.88	0.00	21,574,502.35	23,021,604.19

The Department has introduced an Incentive Scheme. Customers who wish to participate can do so by sending emails to Munic.Incentive@dws.gov.za for Municipalities and Incentivescheme@dws.gov.za for other customers.

Interest charges which are not reflected on this statement, but which are applicable to documents will be reflected on the future statements.

PLEASE USE THE CONTRACT ACCOUNT NUMBER PROVIDED ABOVE (1000000000 AS REFERENCE WHEN MAKING PAYMENTS)

Email warmdatarequests@dws.gov.za for property ownership updates, contact details (including email address for electronic receipt of invoices and statements) and VAT number updates, using your Business Partner number as reference. Email revenue@dws.gov.za for any revenue related queries. i.e. Invoices etc.

Please note, as of December 2019 invoices and statements will be available for downloading and printing from the DWS portal through following link <https://statements.dws.gov.za> Please log onto the link to REGISTER.

**CUSTOMER STATEMENT**

DWS VAT Reg. no 4040112361



**water & sanitation**

Department:  
Water and Sanitation  
REPUBLIC OF SOUTH AFRICA

BUSINESS PARTNER 23002581  
CONTRACT ACCOUNT 100298729  
STATEMENT DATE 31.03.2025  
PAYMENTS INCLUDED UP TO 31.03.2025

HEAD OF FINANCE  
NGWATHE LOCAL MUNICIPALITY  
PO BOX 359  
PARYS  
PARYS  
9585

**YOUR CONTACT OFFICE**

Department: Water and Sanitation  
Private Bag X313  
Pretoria  
0001  
  
R534 Waterbron Building  
185 Francis Baard Street  
Pretoria

Date	Details	Document Number	Due Date	Water Use No. /Div.	Amount R (Inc.VAT)
28.02.2025	CMA Balance brought forward				268,470.98
	<b>Sub Total (A)</b>				<b>268,470.98</b>
31.03.2025	<b>Total Movement for the month (B)</b>				<b>0.00</b>
31.03.2025	<b>Total Outstanding (A+B)</b>				<b>268,470.98</b>

**CONTACT DETAILS**

DWS Call Centre  
PHONE 0800 200 200  
FAX 012 336 1408  
  
Email:Revenue@dws.gov.za

For change in details, Please complete the form below and forward to your regional office. View personal details on reverse of this page

AGE ANALYSIS					
CURRENT	30+ DAYS	60+ DAYS	90+ DAYS	120+ DAYS	TOTAL
0.00	0.00	0.00	0.00	268,470.98	268,470.98

The Department has introduced an Incentive Scheme. Customers who wish to participate can do so by sending emails to [Munic.Incentive@dws.gov.za](mailto:Munic.Incentive@dws.gov.za) for Municipalities and [Incentivescheme@dws.gov.za](mailto:Incentivescheme@dws.gov.za) for other customers.

Interest charges which are not reflected on this statement, but which are applicable to documents will be reflected on the future statements.

PLEASE USE THE CONTRACT ACCOUNT NUMBER PROVIDED ABOVE (1000000000 AS REFERENCE WHEN MAKING PAYMENTS)

Email [warmstatarequests@dws.gov.za](mailto:warmstatarequests@dws.gov.za) for property ownership updates, contact details (including email address for electronic receipt of invoices and statements) and VAT number updates, using your Business Partner number as reference. Email [revenue@dws.gov.za](mailto:revenue@dws.gov.za) for any revenue related queries. I.e. Invoices etc.

Please note, as of December 2019 invoices and statements will be available for downloading and printing from the DWS portal through following link <https://statements.dws.gov.za> Please log onto the link to REGISTER.

Customer No. 23002581

<b>NAME:</b>
<b>POSTAL ADDRESS:</b>
<b>POSTAL CODE:</b>
<b>TELEPHONE NO (BUS):</b>
<b>TELEPHONE NO (CELL):</b>
<b>FAX NUMBER:</b>
<b>E-MAIL:</b>

**BANKING DETAILS**

Name of Bank ABSA  
Branch key: 630145  
Account Number 4054697285  
Reference Contract Acc. No.

Note: Please turn over leaf for additional banking details.

**STATEMENT**

**YOUR CONTACT OFFICE**

Department: Water and Sanitatio,  
Private Bag X313  
Pretoria  
0001



HEAD OF FINANCE  
NGWATHE LOCAL MUNICIPALITY  
PO BOX 359  
PARYS  
9585

BUSINESS PARTNER	20028676
CONTRACT ACCOUNT	101736527
STATEMENT DATE	30-04-2025
PAYMENTS INCLUDED UPTO	30-04-2025

Date	Details	Document Number	Due Date	Water Use No./Div	Amount
31-03-2025	CMA Balance brought forward				78,055.20
	<b>Sub Total(A)</b>				<b>78,055.20</b>
30-04-2025	Waste WRM Charge	140001633173	30-05-2025	16/CMA	6504.60
30-04-2025	<b>Total Movement for the month(B)</b>				<b>6504.60</b>
30-04-2025	<b>Total Outstanding (A+B)</b>				<b>84,559.80</b>

**CONTACT DETAILS**

Contact Person: Regional Director  
PHONE 0800 200 200  
FAX 012 336 1408  
EMAIL [revenue@dws.gov.za](mailto:revenue@dws.gov.za)

For change in details, Please complete the below and forward to your regional office. View personal details on reverse of this page

**AGE ANALYSIS**

CURRENT	30+DAYS	60+DAYS	90+DAYS	120+DAYS	TOTAL DUE
<b>6,504.60</b>	<b>13,009.20</b>	<b>6,504.60</b>	<b>6,504.60</b>	<b>52,036.80</b>	<b>84,559.80</b>

The Department has introduced an Incentive Scheme. Customers who wish to participate can do so by sending emails to [Munic.Incentive@dws.gov.za](mailto:Munic.Incentive@dws.gov.za) for Municipalities and [Incentivescheme@dws.gov.za](mailto:Incentivescheme@dws.gov.za) for other customers. Interest charges which are not reflected on this statement but which are applicable to documents will be reflected on the future statements. PLEASE USE THE CONTRACT ACCOUNT NUMBER PROVIDED ABOVE (1000000000 AS REFERENCE WHEN MAKING PAYMENTS)  
Email [warmstatarequests@dws.gov.za](mailto:warmstatarequests@dws.gov.za) for property ownership updates, contact details (including email address for electronic receipt of invoices and statements) and VAT number updates, using your Business Partner number as reference. Email [revenue@dws.gov.za](mailto:revenue@dws.gov.za) for any revenue related queries. i.e. Invoices etc.  
Please note, as of December 2019 invoices and statements will be available for downloading and printing from the DWS portal through following link <https://statements.dws.gov.za> Please log onto the link to REGISTER.

Customer No: 101736527

NAME:

POSTAL ADDRESS:

POSTAL CODE:

TELEPHONE NO (BUS):

TELEPHONE NO (CELL):

FAX NUMBER:

EMAIL ADDRESS

**BANKING DETAILS**

Bank: **ABSA BANK**  
Account Type: **Business Current Account**  
Account Number: **4054697285**  
Branch Code: **630145**  
Reference: **101736527**  
Note: Please turn over leaf for additional banking details



Pretoria  
0001

HEAD OF FINANCE  
NGWATHE LOCAL MUNICIPALITY  
PO BOX 359  
PARYS  
9585

BUSINESS PARTNER	20028676
CONTRACT ACCOUNT	100113620
STATEMENT DATE	30-04-2025
PAYMENTS INCLUDED UPTO	30-04-2025

Date	Details	Document Number	Due Date	Water Use No./Div	Amount
31-03-2025	CMA Balance brought forward				3,859,225.33
31-03-2025	NWRI Balance brought forward				20,405,376.11
31-03-2025	<b>Total Balance brought forward</b>				<b>24,264,601.44</b>
	<b>Sub Total(A)</b>				<b>24,264,601.44</b>
30-04-2025	<b>Total Movement for the month(B)</b>				<b>0.00</b>
30-04-2025	<b>Total Outstanding (A+B)</b>				<b>24,264,601.44</b>

**CONTACT DETAILS**

Contact Person: Regional Director  
PHONE 0800 200 200  
FAX 012 336 1408  
EMAIL revenue@dws.gov.za

For change in details, Please complete the below and forward to your regional office. View personal details on reverse of this page

**AGE ANALYSIS**

CURRENT	30+DAYS	60+DAYS	90+DAYS	120+DAYS	TOTAL DUE
0.00	1,289,561.58	0.00	0.00	22,975,039.86	24,264,601.44

The Department has introduced an Incentive Scheme. Customers who wish to participate can do so by sending emails to [Munic.Incentive@dws.gov.za](mailto:Munic.Incentive@dws.gov.za) for Municipalities and [Incentivescheme@dws.gov.za](mailto:Incentivescheme@dws.gov.za) for other customers. Interest charges which are not reflected on this statement but which are applicable to documents will be reflected on the future statements. PLEASE USE THE CONTRACT ACCOUNT NUMBER PROVIDED ABOVE (1000000000 AS REFERENCE WHEN MAKING PAYMENTS)  
Email [warmdatarequests@dws.gov.za](mailto:warmdatarequests@dws.gov.za) for property ownership updates, contact details (including email address for electronic receipt of invoices and statements) and VAT number updates, using your Business Partner number as reference. Email [revenue@dws.gov.za](mailto:revenue@dws.gov.za) for any revenue related queries. i.e. Invoices etc.  
Please note, as of December 2019 invoices and statements will be available for downloading and printing from the DWS portal through following link <https://statements.dws.gov.za> Please log onto the link to REGISTER.

Customer No: 100113620

NAME:

POSTAL ADDRESS:

POSTAL CODE:

TELEPHONE NO (BUS):

TELEPHONE NO (CELL):

FAX NUMBER:

EMAIL ADDRESS

**BANKING DETAILS**

Bank: ABSA BANK  
Account Type: Business Current Account  
Account Number: 4054697285  
Branch Code: 630145  
Reference: 100113620

Note: Please turn over leaf for additional banking details

BUSINESS PARTNER	23002581
CONTRACT ACCOUNT	100298729
STATEMENT DATE	30-04-2025
PAYMENTS INCLUDED UPTO	30-04-2025

Date	Details	Document Number	Due Date	Water Use No./Div	Amount
31-03-2025	CMA Balance brought forward				268,470.98
	<b>Sub Total(A)</b>				<b>268,470.98</b>
30-04-2025	<b>Total Movement for the month(B)</b>				<b>0.00</b>
30-04-2025	<b>Total Outstanding (A+B)</b>				<b>268,470.98</b>

**CONTACT DETAILS**

Contact Person: Regional Director  
 PHONE 0800 200 200  
 FAX 012 336 1408  
 EMAIL revenue@dws.gov.za

For change in details, Please complete the below and forward to your regional office. View personal details on reverse of this page

**AGE ANALYSIS**

CURRENT	30+DAYS	60+DAYS	90+DAYS	120+DAYS	TOTAL DUE
0.00	0.00	0.00	0.00	268,470.98	268,470.98

The Department has introduced an Incentive Scheme. Customers who wish to participate can do so by sending emails to Munic.Incentive@dws.gov.za for Municipalities and Incentivescheme@dws.gov.za for other customers. Interest charges which are not reflected on this statement but which are applicable to documents will be reflected on the future statements. PLEASE USE THE CONTRACT ACCOUNT NUMBER PROVIDED ABOVE (1000000000 AS REFERENCE WHEN MAKING PAYMENTS)

Email warmdatarequests@dws.gov.za for property ownership updates, contact details (including email address for electronic receipt of invoices and statements) and VAT number updates, using your Business Partner number as reference. Email revenue@dws.gov.za for any revenue related queries. i.e. Invoices etc.

Please note, as of December 2019 invoices and statements will be available for downloading and printing from the DWS portal through following link <https://statements.dws.gov.za> Please log onto the link to REGISTER.

Customer No: 100298729

NAME:

POSTAL ADDRESS:

POSTAL CODE:

TELEPHONE NO (BUS):

TELEPHONE NO (CELL):

FAX NUMBER:

EMAIL ADDRESS

**BANKING DETAILS**

Bank: ABSA BANK  
 Account Type: Business Current Account  
 Account Number: 4054697285  
 Branch Code: 630145  
 Reference: 100298729  
 Note: Please turn over leaf for additional banking details

DWS VAT REG NO. 4040112361

Private Bag X313  
Pretoria  
0001



HEAD OF FINANCE  
NGWATHE LOCAL MUNICIPALITY  
PO BOX 38  
EDENVILLE  
9535

BUSINESS PARTNER	23002643
CONTRACT ACCOUNT	100479160
STATEMENT DATE	30-04-2025
PAYMENTS INCLUDED UPTO	30-04-2025

Date	Details	Document Number	Due Date	Water Use No./Div	Amount
31-03-2025	CMA Balance brought forward				110,780.72
	Sub Total(A)				110,780.72
30-04-2025	Total Movement for the month(B)				0.00
30-04-2025	Total Outstanding (A+B)				110,780.72

**CONTACT DETAILS**

Contact Person: Regional Director  
PHONE 0800 200 200  
FAX 012 336 1408  
EMAIL revenue@dws.gov.za

For change in details, Please complete the below and forward to your regional office. View personal details on reverse of this page

**AGE ANALYSIS**

CURRENT	30+DAYS	60+DAYS	90+DAYS	120+DAYS	TOTAL DUE
0.00	0.00	0.00	0.00	110,780.72	110,780.72

The Department has introduced an Incentive Scheme. Customers who wish to participate can do so by sending emails to Munic.Incentive@dws.gov.za for Municipalities and Incentivescheme@dws.gov.za for other customers. Interest charges which are not reflected on this statement but which are applicable to documents will be reflected on the future statements. PLEASE USE THE CONTRACT ACCOUNT NUMBER PROVIDED ABOVE (1000000000 AS REFERENCE WHEN MAKING PAYMENTS)  
Email wamsdatarequests@dws.gov.za for property ownership updates, contact details (including email address for electronic receipt of invoices and statements) and VAT number updates, using your Business Partner number as reference. Email revenue@dws.gov.za for any revenue related queries. i.e. Invoices etc.  
Please note, as of December 2019 invoices and statements will be available for downloading and printing from the DWS portal through following link <https://statements.dws.gov.za> Please log onto the link to REGISTER.

Customer No: 100479160

NAME:

POSTAL ADDRESS:

POSTAL CODE:

TELEPHONE NO (BUS):

TELEPHONE NO (CELL):

FAX NUMBER:

EMAIL ADDRESS

**BANKING DETAILS**

Bank: ABSA BANK  
Account Type: Business Current Account  
Account Number: 4054697285  
Branch Code: 630145  
Reference: 100479160  
Note: Please turn over leaf for additional banking details

**STATEMENT**  
DWS VAT REG NO. 4040112361

Department: Water and Sanitatio,  
Private Bag X313  
Pretoria  
0001



HEAD OF FINANCE  
NGWATHE LOCAL MUNICIPALITY  
PO BOX 359  
PARYS  
9585

BUSINESS PARTNER	23002661
CONTRACT ACCOUNT	100479210
STATEMENT DATE	30-04-2025
PAYMENTS INCLUDED UPTO	30-04-2025

Date	Details	Document Number	Due Date	Water Use No./Div	Amount
31-03-2025	CMA Balance brought forward				682,825.79
31-03-2025	NWRI Balance brought forward				22,338,778.40
31-03-2025	<b>Total Balance brought forward</b>				<b>23,021,604.19</b>
	<b>Sub Total(A)</b>				<b>23,021,604.19</b>
30-04-2025	Consumptive (O&M)	140001634561	30-05-2025	4/NWRI	21741.86
30-04-2025	Consumptive (Depr)	140001634561	30-05-2025	4/NWRI	7846.04
30-04-2025	Consumptive (ROA)	140001634561	30-05-2025	4/NWRI	107873.60
30-04-2025	WRL	140001634561	30-05-2025	4/NWRI	4192.29
30-04-2025	<b>Total Movement for the month(B)</b>				<b>141653.79</b>
30-04-2025	<b>Total Outstanding (A+B)</b>				<b>23,163,257.98</b>

**CONTACT DETAILS**

Contact Person: Regional Director  
PHONE 0800 200 200  
FAX 012 336 1408  
EMAIL revenue@dws.gov.za

For change in details, Please complete the below and forward to your regional office. View personal details on reverse of this page

Customer No: 100479210

NAME:

POSTAL ADDRESS:

POSTAL CODE:

TELEPHONE NO (BUS):

TELEPHONE NO (CELL):

FAX NUMBER:

EMAIL ADDRESS

**BANKING DETAILS**

Bank: **ABSA BANK**  
Account Type: **Business Current Account**  
Account Number: 4054697285  
Branch Code: 630145  
Reference: 100479210

Note: Please turn over leaf for additional banking details

**AGE ANALYSIS**

CURRENT	30+DAYS	60+DAYS	90+DAYS	120+DAYS	TOTAL DUE
141,653.79	1,199,856.08	123,622.88	123,622.88	21,574,502.35	23,163,257.98

The Department has introduced an Incentive Scheme. Customers who wish to participate can do so by sending emails to Munic.Incentive@dws.gov.za for Municipalities and Incentivescheme@dws.gov.za for other customers. Interest charges which are not reflected on this statement but which are applicable to documents will be reflected on the future statements. PLEASE USE THE CONTRACT ACCOUNT NUMBER PROVIDED ABOVE (1000000000 AS REFERENCE WHEN MAKING PAYMENTS)  
Email warmdatarequests@dws.gov.za for property ownership updates, contact details (including email address for electronic receipt of invoices and statements) and VAT number updates, using your Business Partner number as reference. Email revenue@dws.gov.za for any revenue related queries. I.e. Invoices etc.  
Please note, as of December 2019 invoices and statements will be available for downloading and printing from the DWS portal through following link <https://statements.dws.gov.za> Please log onto the link to REGISTER.



BUSINESS PARTNER	23002661
CONTRACT ACCOUNT	100479210
STATEMENT DATE	30-04-2025
PAYMENTS INCLUDED UPTO	30-04-2025

Date	Details	Document Number	Due Date	Water Use No./Div	Amount
31-03-2025	CMA Balance brought forward				682,825.79
31-03-2025	NWRI Balance brought forward				22,338,778.40
31-03-2025	<b>Total Balance brought forward</b>				<b>23,021,604.19</b>
	<b>Sub Total(A)</b>				<b>23,021,604.19</b>
30-04-2025	Consumptive (O&M)	140001634561	30-05-2025	4/NWRI	21741.86
30-04-2025	Consumptive (Depr)	140001634561	30-05-2025	4/NWRI	7846.04
30-04-2025	Consumptive (ROA)	140001634561	30-05-2025	4/NWRI	107873.60
30-04-2025	WRL	140001634561	30-05-2025	4/NWRI	4192.29
30-04-2025	<b>Total Movement for the month(B)</b>				<b>141653.79</b>
30-04-2025	<b>Total Outstanding (A+B)</b>				<b>23,163,257.98</b>

**CONTACT DETAILS**

Contact Person: Regional Director  
 PHONE 0800 200 200  
 FAX 012 336 1408  
 EMAIL revenue@dws.gov.za

For change in details, Please complete the below and forward to your regional office. View personal details on reverse of this page

<b>Customer No: 100479210</b>
<b>NAME:</b>
<b>POSTAL ADDRESS:</b>
<b>POSTAL CODE:</b>
<b>TELEPHONE NO (BUS):</b>
<b>TELEPHONE NO (CELL):</b>
<b>FAX NUMBER:</b>
<b>EMAIL ADDRESS</b>

**AGE ANALYSIS**

CURRENT	30+DAYS	60+DAYS	90+DAYS	120+DAYS	TOTAL DUE
<b>141,653.79</b>	<b>1,199,856.08</b>	<b>123,622.88</b>	<b>123,622.88</b>	<b>21,574,502.35</b>	<b>23,163,257.98</b>

The Department has introduced an Incentive Scheme. Customers who wish to participate can do so by sending emails to Munic.Incentive@dws.gov.za for Municipalities and Incentivescheme@dws.gov.za for other customers. Interest charges which are not reflected on this statement but which are applicable to documents will be reflected on the future statements. PLEASE USE THE CONTRACT ACCOUNT NUMBER PROVIDED ABOVE (1000000000 AS REFERENCE WHEN MAKING PAYMENTS)  
 Email warmsdaterequests@dws.gov.za for property ownership updates, contact details (including email address for electronic receipt of invoices and statements) and VAT number updates, using your Business Partner number as reference. Email revenue@dws.gov.za for any revenue related queries. I.e. Invoices etc.  
 Please note, as of December 2019 invoices and statements will be available for downloading and printing from the DWS portal through following link <https://statements.dws.gov.za> Please log onto the link to REGISTER.

**BANKING DETAILS**

Bank: ABSA BANK  
 Account Type: Business Current Account  
 Account Number: 4054697285  
 Branch Code: 630145  
 Reference: 100479210  
 Note: Please turn over leaf for additional banking details

BUSINESS PARTNER	20028676
CONTRACT ACCOUNT	101589581
STATEMENT DATE	30-04-2025
PAYMENTS INCLUDED UPTO	30-04-2025

Date	Details	Document Number	Due Date	Water Use No./Div	Amount
31-03-2025	CMA Balance brought forward				2,767.10
	<b>Sub Total(A)</b>				<b>2,767.10</b>
30-04-2025	<b>Total Movement for the month(B)</b>				<b>0.00</b>
30-04-2025	<b>Total Outstanding (A+B)</b>				<b>2,767.10</b>

**CONTACT DETAILS**

Contact Person: Regional Director  
 PHONE 0800 200 200  
 FAX 012 336 1408  
 EMAIL revenue@dws.gov.za

For change in details, Please complete the below and forward to your regional office. View personal details on reverse of this page

AGE ANALYSIS					
CURRENT	30+DAYS	60+DAYS	90+DAYS	120+DAYS	TOTAL DUE
0.00	1,421.81	0.00	0.00	1,345.29	2,767.10

The Department has introduced an Incentive Scheme. Customers who wish to participate can do so by sending emails to Munic.Incentive@dws.gov.za for Municipalities and Incentivescheme@dws.gov.za for other customers. Interest charges which are not reflected on this statement but which are applicable to documents will be reflected on the future statements. PLEASE USE THE CONTRACT ACCOUNT NUMBER PROVIDED ABOVE (1000000000 AS REFERENCE WHEN MAKING PAYMENTS)

Email warmsdatarequests@dws.gov.za for property ownership updates, contact details (including email address for electronic receipt of invoices and statements) and VAT number updates, using your Business Partner number as reference. Email revenue@dws.gov.za for any revenue related queries. i.e. Invoices etc.

Please note, as of December 2019 invoices and statements will be available for downloading and printing from the DWS portal through following link <https://statements.dws.gov.za> Please log onto the link to REGISTER.

<b>Customer No: 101589581</b>
<b>NAME:</b>
<b>POSTAL ADDRESS:</b>
<b>POSTAL CODE:</b>
<b>TELEPHONE NO (BUS):</b>
<b>TELEPHONE NO (CELL):</b>
<b>FAX NUMBER:</b>
<b>EMAIL ADDRESS</b>

**BANKING DETAILS**

Bank: **ABSA BANK**  
 Account Type: **Business Current Account**  
 Account Number: **4054697285**  
 Branch Code: **630145**  
 Reference: **101589581**  
 Note: Please turn over leaf for additional banking details



BUSINESS PARTNER	23002581
CONTRACT ACCOUNT	102282772
STATEMENT DATE	30-04-2025
PAYMENTS INCLUDED UPTO	30-04-2025

Date	Details	Document Number	Due Date	Water Use No./Div	Amount
31-03-2025	CMA Balance brought forward				85,555.92
	<b>Sub Total(A)</b>				<b>85,555.92</b>
30-04-2025	Waste WRM Charge	140001635346	30-05-2025	11/CMA	3564.83
30-04-2025	Waste WRM Charge	140001635346	30-05-2025	9/CMA	3564.83
30-04-2025	<b>Total Movement for the month(B)</b>				<b>7129.66</b>
30-04-2025	<b>Total Outstanding (A+B)</b>				<b>92,685.58</b>

**CONTACT DETAILS**

Contact Person: Regional Director  
PHONE 0800 200 200  
FAX 012 336 1408  
EMAIL revenue@dws.gov.za

For change in details, Please complete the below and forward to your regional office. View personal details on reverse of this page

**AGE ANALYSIS**

CURRENT	30+DAYS	60+DAYS	90+DAYS	120+DAYS	TOTAL DUE
7,129.66	14,259.32	7,129.66	7,129.66	57,037.28	92,685.58

The Department has introduced an Incentive Scheme. Customers who wish to participate can do so by sending emails to [Munic.Incentive@dws.gov.za](mailto:Munic.Incentive@dws.gov.za) for Municipalities and [Incentivescheme@dws.gov.za](mailto:Incentivescheme@dws.gov.za) for other customers. Interest charges which are not reflected on this statement but which are applicable to documents will be reflected on the future statements. PLEASE USE THE CONTRACT ACCOUNT NUMBER PROVIDED ABOVE (1000000000 AS REFERENCE WHEN MAKING PAYMENTS)

Email [warmdatarequests@dws.gov.za](mailto:warmdatarequests@dws.gov.za) for property ownership updates, contact details (including email address for electronic receipt of invoices and statements) and VAT number updates, using your Business Partner number as reference. Email [revenue@dws.gov.za](mailto:revenue@dws.gov.za) for any revenue related queries. i.e. Invoices etc.

Please note, as of December 2019 invoices and statements will be available for downloading and printing from the DWS portal through following link <https://statements.dws.gov.za> Please log onto the link to REGISTER.

Customer No: 102282772

NAME:

POSTAL ADDRESS:

POSTAL CODE:

TELEPHONE NO (BUS):

TELEPHONE NO (CELL):

FAX NUMBER:

EMAIL ADDRESS

**BANKING DETAILS**

Bank: ABSA BANK  
Account Type: Business Current Account  
Account Number: 4054697285  
Branch Code: 630145  
Reference: 102282772  
Note: Please turn over leaf for additional banking details

BUSINESS PARTNER	23002661
CONTRACT ACCOUNT	102282788
STATEMENT DATE	30-04-2025
PAYMENTS INCLUDED UPTO	30-04-2025

Date	Details	Document Number	Due Date	Water Use No./Div	Amount
31-03-2025	CMA Balance brought forward				42,777.96
	<b>Sub Total(A)</b>				<b>42,777.96</b>
30-04-2025	Waste WRM Charge	140001635347	30-05-2025	5/CMA	3564.83
30-04-2025	<b>Total Movement for the month(B)</b>				<b>3564.83</b>
30-04-2025	<b>Total Outstanding (A+B)</b>				<b>46,342.79</b>

**CONTACT DETAILS**

Contact Person: Regional Director  
 PHONE 0800 200 200  
 FAX 012 336 1408  
 EMAIL revenue@dws.gov.za

For change in details, Please complete the below and forward to your regional office. View personal details on reverse of this page

AGE ANALYSIS					
CURRENT	30+DAYS	60+DAYS	90+DAYS	120+DAYS	TOTAL DUE
3,564.83	7,129.66	3,564.83	3,564.83	28,518.64	46,342.79

<b>Customer No: 102282788</b>
<b>NAME:</b>
<b>POSTAL ADDRESS:</b>
<b>POSTAL CODE:</b>
<b>TELEPHONE NO (BUS):</b>
<b>TELEPHONE NO (CELL):</b>
<b>FAX NUMBER:</b>
<b>EMAIL ADDRESS</b>

The Department has introduced an Incentive Scheme. Customers who wish to participate can do so by sending emails to Munic.Incentive@dws.gov.za for Municipalities and Incentivescheme@dws.gov.za for other customers. Interest charges which are not reflected on this statement but which are applicable to documents will be reflected on the future statements. PLEASE USE THE CONTRACT ACCOUNT NUMBER PROVIDED ABOVE (1000000000 AS REFERENCE WHEN MAKING PAYMENTS)  
 Email wamsdatarequests@dws.gov.za for property ownership updates,contact details (including email address for electronic receipt of invoices and statements) and VAT number updates, using your Business Partner number as reference. Email revenue@dws.gov.za for any revenue related queries. i.e. Invoices etc.  
 Please note, as of December 2019 invoices and statements will be available for downloading and printing from the DWS portal through following link <https://statements.dws.gov.za> Please log onto the link to REGISTER.



**BANKING DETAILS**


Bank: **ABSA BANK**  
 Account Type: **Business Current Account**  
 Account Number: 4054697285  
 Branch Code: 630145  
 Reference: 102282788  
 Note: Please turn over leaf for additional banking details

Indicated below is the municipality’s proof of payment for DWS paid in January and February 2026. The proof of payments were submitted on GoMuni Portal.

<b>PAYMENTS FOR JANUARY 2026</b>			
<b>DATE</b>	<b>NAME OF CREDITOR</b>	<b>DESCRIPTION</b>	<b>AMOUNT</b>
07/01/2026	DWS	WATER SERVICES	472.98
07/01/2026	DWS	WATER SERVICES	3 564.83
07/01/2026	DWS	WATER SERVICES	30 354.66
07/01/2026	DWS	WATER SERVICES	7 129.66
07/01/2026	DWS	WATER SERVICES	141 843.61
07/01/2026	DWS	WATER SERVICES	6 504.60
07/01/2026	DWS	WATER SERVICES	1 177.20
30/01/2026	DWA	WATER SERVICES	141 843.61
30/01/2026	DWA	WATER SERVICES	7 129.66
30/01/2026	DWA	WATER SERVICES	6 504.60
30/01/2026	DWA	WATER SERVICES	472.98
30/01/2026	DWA	WATER SERVICES	1 177.20
30/01/2026	DWA	WATER SERVICES	3 564.83
30/01/2026	DWA	WATER SERVICES	30 354.66
30/01/2026	DWA	WATER SERVICES	1 686.68
			<b>383 781.76</b>

<b>PAYMENTS FOR MARCH 2026</b>			
<b>DATE</b>	<b>NAME OF CREDITOR</b>	<b>DESCRIPTION</b>	<b>AMOUNT</b>
17/03/2026	DWA	WATER SERVICES	1 177.20
17/03/2026	DWA	WATER SERVICES	3 564.83
17/03/2026	DWA	WATER SERVICES	6 504.60
17/03/2026	DWA	WATER SERVICES	141 843.61
26/03/2026	DWS	WATER SERVICES	472.98
26/03/2026	DWS	WATER SERVICES	1 686.68
26/03/2026	DWS	WATER SERVICES	30 354.66
			<b>185 604.56</b>

# DWS PROOF OF PAYMENT – JANUARY



### Audit Trail

Create Transfer

Wed, Jan 7, 2026 at 03:43:30 PM

Group **31595 - NGWATHE LOCAL MUNICIPALITY**  
Operator **003 - PINKY MOKOENA**  
Status **Finally Approved**

Operator Number	Captured	First Approver	Second Approver	Third Approver	Final Approver
	3	3			19

Operator Name **PINKY MOKOENA PINKY MOKOENA** **SERAME D PHETOANE**

Approval Level **A** **A**

Date **2026/01/07 2026/01/07 2026/01/07**

Time **10:29:23 10:33:06 15:36:56**

Roll-over Date  
Roll-over Type

#### Transaction Status

#### Transaction Detail

From Account	334836	NGWATHE LOCAL MUNICIPALITY - 0000004052707733		
Description	3 589085		Frequency	Adhoc
Beneficiary Code				
To Account	323145	DEPARTMENT: WATER AND SANTATIO - 0000004054697285		
Description	3	NGWATHE MUN.		
Date	20260107		Amount	472.98
Roll-over date				
Transaction Number	161420		Immediate Interbank Payment	No

To View Payment Confirmation Details [click here](#)

Activate Window



### Audit Trail

Create Transfer

Wed, Jan 7, 2026 at 03:43:38 PM

Group 31595 - NGWATHE LOCAL MUNICIPALITY  
Operator 003 - PINKY MOKOENA  
Status Finally Approved

	Captured	First Approver	Second Approver	Third Approver	Final Approver
Operator Number	3	3			19
Operator Name	PINKY MOKOENA	PINKY MOKOENA			SERAME D PHETOANE
Approval Level		A			A
Date	2026/01/07	2026/01/07			2026/01/07
Time	10:29:23	10:33:06			15:36:56
Roll-over Date					
Roll-over Type					

#### Transaction Status

From Account	334836	NGWATHE LOCAL MUNICIPALITY - 0000004052707733
Description	3 589085	
Beneficiary Code		
To Account	323145	DEPARTMENT: WATER AND SANTATIO - 0000004054697285
Description	3	NGWATHE MUN.
Date	20260107	
Roll-over date		
Transaction Number	161421	

Transaction Detail	
Frequency	Adhoc
Amount	3,564.83
Immediate Interbank Payment	No

To View Payment Confirmation Details [click here](#).



### Audit Trail

Create Transfer

Group **31595 - NGWATHE LOCAL MUNICIPALITY**  
Operator **003 - PINKY MOKOENA**  
Status **Finally Approved**

Wed, Jan 7, 2026 at 03:43:46 PM

	Captured	First Approver	Second Approver	Third Approver	Final Approver
Operator Number	3	3			19
Operator Name	PINKY MOKOENA	PINKY MOKOENA			SERAME D PHETOANE
Approval Level			A		A
Date	2026/01/07	2026/01/07			2026/01/07
Time	10:29:23	10:33:06			15:36:56
Roll-over Date					
Roll-over Type					

#### Transaction Status

From Account	334836	NGWATHE LOCAL MUNICIPALITY - 0000004052707733	
Description	3 589085		Frequency
Beneficiary Code			Adhoc
To Account	323145	DEPARTMENT: WATER AND SANTATIO - 0000004054697285	
Description	3	NGWATHE MUN.	Amount
Date	20260107		30,354.66
Roll-over date			Immediate Interbank Payment
Transaction Number	161422		No

#### Transaction Detail

To View Payment Confirmation Details [click here](#).



### Audit Trail

Create Transfer

Group **31595 - NGWATHE LOCAL MUNICIPALITY**  
Operator **003 - PINKY MOKOENA**  
Status **Finally Approved**

Wed, Jan 7, 2026 at 03:43:55 PM

	Captured	First Approver	Second Approver	Third Approver	Final Approver
Operator Number	3	3			19
Operator Name	PINKY MOKOENA	PINKY MOKOENA			SERAME D PHETOANE
Approval Level			A		A
Date	2026/01/07	2026/01/07			2026/01/07
Time	10:29:23	10:33:06			15:36:56
Roll-over Date					
Roll-over Type					

#### Transaction Status

From Account	334836	NGWATHE LOCAL MUNICIPALITY - 0000004052707733	
Description	3 589085		Frequency
Beneficiary Code			Adhoc
To Account	323145	DEPARTMENT: WATER AND SANTATIO - 0000004054697285	
Description	3	NGWATHE MUN.	Amount
Date	20260107		7,129.66
Roll-over date			Immediate Interbank Payment
Transaction Number	161422		No

#### Transaction Detail

To View Payment Confirmation Details [click here](#).



### Audit Trail

Create Transfer

Wed, Jan 7, 2026 at 03:46:09 PM

Group **31595 - NGWATHE LOCAL MUNICIPALITY**  
Operator **003 - PINKY MOKOENA**  
Status **Finally Approved**

Operator Number	Captured	3	First Approver	3	Second Approver	Third Approver	Final Approver	19
Operator Name	PINKY MOKOENA	PINKY MOKOENA					SERAME D PHETOANE	
Approval Level			A				A	
Date	2026/01/07	2026/01/07					2026/01/07	
Time	10:29:23	10:33:06					15:36:56	
Roll-over Date								
Roll-over Type								

#### Transaction Status

From Account	334836	NGWATHE LOCAL MUNICIPALITY - 0000004052707733		
Description	3 589085		Frequency	
Beneficiary Code				
To Account	323145	DEPARTMENT: WATER AND SANTATIO - 0000004054697285		
Description	3	NGWATHE MUN.		
Date	20260107		Amount	141,843.61
Roll-over date				
Transaction Number	161424		Immediate Interbank Payment	No

#### Transaction Detail

To View Payment Confirmation Details [click here](#).



### Audit Trail

Create Transfer

Wed, Jan 7, 2026 at 03:46:36 PM

Group **31595 - NGWATHE LOCAL MUNICIPALITY**  
Operator **003 - PINKY MOKOENA**  
Status **Finally Approved**

Operator Number	Captured	3	First Approver	3	Second Approver	Third Approver	Final Approver	19
Operator Name	PINKY MOKOENA	PINKY MOKOENA					SERAME D PHETOANE	
Approval Level			A				A	
Date	2026/01/07	2026/01/07					2026/01/07	
Time	10:50:13	10:50:19					15:35:45	
Roll-over Date								
Roll-over Type								

#### Transaction Status

From Account	334836	NGWATHE LOCAL MUNICIPALITY - 0000004052707733		
Description	3 589091		Frequency	Adhoc
Beneficiary Code				
To Account	323145	DEPARTMENT: WATER AND SANTATIO - 0000004054697285		
Description	3	NGWATHE MUN.		
Date	20260107		Amount	6,504.60
Roll-over date				
Transaction Number	161427		Immediate Interbank Payment	No

#### Transaction Detail

To View Payment Confirmation Details [click here](#).



### Audit Trail

Create Transfer

Wed, Jan 7, 2026 at 03:46:47 PM

Group 31595 - NGWATHE LOCAL MUNICIPALITY  
Operator 003 - PINKY MOKOENA  
Status Finally Approved

	Captured	First Approver	Second Approver	Third Approver	Final Approver
Operator Number	3	3			19
Operator Name	PINKY MOKOENA	PINKY MOKOENA			SERAME D PHETOANE
Approval Level			A		A
Date	2026/01/07	2026/01/07			2026/01/07
Time	10:50:13	10:50:19			15:35:45
Roll-over Date					
Roll-over Type					

#### Transaction Status

From Account	334836	NGWATHE LOCAL MUNICIPALITY - 0000004052707733
Description	3 589091	
Beneficiary Code		
To Account	323145	DEPARTMENT: WATER AND SANTATIO - 0000004054697285
Description	3	NGWATHE MUN.
Date	20260107	
Roll-over date		
Transaction Number	161428	

Frequency

Adhoc

Amount

1,177.20

Immediate interbank Payment

No


#### Transaction Detail

To View Payment Confirmation Details [click here](#)

# FEBRUARY PROOF OF PAYMENTS



~~Liebenbergstrak~~  
Parys  
9585  
Inquiries: Mr. S Phetoane  
Tel: +27 (0) 56 816 2700  
Fax: +27 (0) 56 811 4848  
Email: cfoadmin@ngwathe.co.za



**Audit Trail**  
Create Transfer

Thu, Mar 26, 2026 at 04:30:17 PM

Group **31595 - NGWATHE LOCAL MUNICIPALITY**  
Operator **003 - PINKY MOKOENA**  
Status **Finally Approved**

Operator Number	Captured	First Approver	Second Approver	Third Approver	Final Approver
	3	3			20

Operator Name **PINKY MOKOENA PINKY MOKOENA** **BHUNGANE RADEBE**  
Approval Level **A** **A**  
Date **2026/03/26 2026/03/26 2026/03/26**  
Time **11:21:45 11:22:02 14:14:14**  
Roll-over Date  
Roll-over Type

**Transaction Status**

**Transaction Detail**

From Account	<b>334836 NGWATHE LOCAL MUNICIPALITY - 000000405270733</b>	Frequency	<b>Adhoc</b>
Description	<b>3 589998</b>	Amount	<b>1,686.68</b>
Beneficiary Code		Immediate Interbank Payment	<b>No</b>
To Account	<b>323145 DEPARTMENT: WATER AND SANTATIO - 0000004054697285</b>		
Description	<b>3 NGWATHE MUN.</b>		
Date	<b>20260326</b>		
Roll-over date			
Transaction Number	<b>167337</b>		

To View Payment Confirmation Details [click here](#).

Activ  
Go to



Liebenbergstrak  
Parys  
9585  
Inquiries: Mr. S Phetoane  
Tel: +27 (0) 56 816 2700  
Fax: +27 (0) 56 811 4848  
Email: sadmin@ngwathe.co.za



### Audit Trail

Create Transfer

Wed, Mar 18, 2026 at 08:59:13 AM

Group 31595 - NGWATHE LOCAL MUNICIPALITY  
Operator 006 - NOKWANDA MKWAYI  
Status Finally Approved

	Captured	First Approver	Second Approver	Third Approver	Final Approver
Operator Number	6	20			19
Operator Name	NOKWANDA MKWAYI	BHUNGANE RADEBE			SERAME D PHETOANE
Approval Level		A			A
Date	2026/03/17	2026/03/17			2026/03/17
Time	15:33:41	15:36:50			15:58:07
Roll-over Date					
Roll-over Type					

#### Transaction Status

#### Transaction Detail


From Account	334836	NGWATHE LOCAL MUNICIPALITY - 0000004052707733		
Description	3 589910		Frequency	Adhoc
Beneficiary Code				
To Account	323145	DEPARTMENT: WATER AND SANTATIO - 0000004054697285		
Description	3	NGWATHE MUN.		
Date	20260317		Amount	6,504.60
Roll-over date				
Transaction Number	165781		Immediate Interbank Payment	No

To View Payment Confirmation Details [click here](#).

Acti  
Go to



Liebenbergstrek  
Parys  
9585  
Inquiries: Mr. S Phetoane  
Tel: +27 (0) 56 816 2700  
Fax: +27 (0) 56 811 4848  
Email: cfoadmin@ngwathe.co.za



**Audit Trail**  
Create Transfer

Thu, Mar 26, 2026 at 04:30:17 PM

Group **31595 - NGWATHE LOCAL MUNICIPALITY**  
Operator **003 - PINKY MOKOENA**  
Status **Finally Approved**

Operator Number	Captured	First Approver	Second Approver	Third Approver	Final Approver
	3	3			20

Operator Name **PINKY MOKOENA PINKY MOKOENA** **BHUNGANE RADEBE**

Approval Level **A** **A**

Date **2026/03/26 2026/03/26 2026/03/26**

Time **11:21:45 11:22:02 14:14:14**

Roll-over Date  
Roll-over Type

**Transaction Status**

**Transaction Detail**

From Account	<b>334836 NGWATHE LOCAL MUNICIPALITY - 0000004052707733</b>		
Description	<b>3 589998</b>	Frequency	<b>Adhoc</b>
Beneficiary Code			
To Account	<b>323145 DEPARTMENT: WATER AND SANTATIO - 0000004054697285</b>		
Description	<b>3 NGWATHE MUN.</b>		
Date	<b>20260326</b>	Amount	<b>1,686.68</b>
Roll-over date			
Transaction Number	<b>167337</b>	Immediate Interbank Payment	<b>No</b>

To View Payment Confirmation Details [click here](#).

Activ  
Go to



~~Libankwastek~~  
 Parys  
 9585  
 Inquiries: Mr. S Phetoane  
 Tel: +27 (0) 56 816 2700  
 Fax: +27 (0) 56 811 4848  
 Email: cfdarmin@ngwathe.co.za



### Audit Trail

Create Transfer

Wed, Mar 18, 2026 at 09:00:44 AM

Group **31595 - NGWATHE LOCAL MUNICIPALITY**  
 Operator **006 - NOKWANDA MKWAYI**  
 Status **Finally Approved**

	Captured	First Approver	Second Approver	Third Approver	Final Approver	Transaction Status
Operator Number	6	20			19	
Operator Name	NOKWANDA MKWAYI	BHUNGANE RADEBE			SERAME D PHETOANE	
Approval Level		A			A	
Date	2026/03/17	2026/03/17			2026/03/17	
Time	15:33:41	15:36:50			15:58:08	
Roll-over Date						
Roll-over Type						

		Transaction Detail	
From Account	334836	NGWATHE LOCAL MUNICIPALITY - 0000004052707733	
Description	3 589910		Frequency Adhoc
Beneficiary Code			
To Account	323145	DEPARTMENT: WATER AND SANITATIO - 0000004054697285	
Description	3	NGWATHE MUN.	
Date	20260317		Amount 1,177.20
Roll-over date			
Transaction Number	165784		Immediate Interbank Payment No

To View Payment Confirmation Details [click here](#).

Activa  
Go to S

Activate Windows



Liabengastrek  
Parys  
9585  
Inquiries: Mr. S Phetoane  
Tel: +27 (0) 56 816 2700  
Fax: +27 (0) 56 811 4848  
Email: cfoadmin@ngwathe.co.za



**Audit Trail**  
Create Transfer

Group 31595 - NGWATHE LOCAL MUNICIPALITY  
Operator 003 - PINKY MOKOENA  
Status Finally Approved

Thu, Mar 26, 2025 at 04:30:57 PM

Operator Number	Captured	First Approver	Second Approver	Third Approver	Final Approver	Transaction Status
20	3	3				
Operator Name	PINKY MOKOENA	PINKY MOKOENA			BHUNGANE RADEBE	
Approval Level			A		A	
Date	2026/03/26	2026/03/26			2026/03/26	
Time	11:21:45	11:22:02			14:14:14	
Roll-over Date						
Roll-over Type						

**Transaction Detail**

From Account	334836 NGWATHE LOCAL MUNICIPALITY - 000000405270733	Frequency	Adhoc
Description	3 589998		
Beneficiary Code			
To Account	323145 DEPARTMENT: WATER AND SANTATIO - 0000004054697285	Amount	30,354.66
Description	3 NGWATHE MUN.		
Date	20260326	Immediate Interbank Payment	No
Roll-over date			
Transaction Number	167339		

To View Payment Confirmation Details [click here](#).

Activ  
Go to:

## 16.11 Reduction of Water and Electricity Losses

### WATER LOSS REPORT FOR NGWATHE LOCAL MUNICIPALITY FOR THE FINANCIAL YEAR 2025/2026

#### 1. BACKGROUND

In a municipal water supply system, from the water treatment works and reservoirs to the water service consumers, water losses refer to the volume of water produced and introduced into the distribution network that is not billed or accounted for through customer consumption. These losses are commonly referred to as Non-Revenue Water (NRW). Total water losses generally consist of two main components: Technical Losses and Commercial Losses.

### **Technical losses**

These losses occur naturally within the water distribution system and are mainly due to leakages, bursts in pipelines, over flowing reservoirs, damaged valves, and poorly installed fittings. These losses may result from aging infrastructure, poor pressure management, and inadequate infrastructure maintenance.

### **Commercial Losses**

These losses arise from inefficiencies in water management, billing, and metering systems. These include illegal water connections, meter tampering, faulty or inaccurate water meters, inconsistent meter reading, data capturing errors, and non-payment by consumers.

## **2. PROBLEM STATEMENT**

The inconsistent revenue collection from water supplied to customers is the main cause of water distribution losses in the Ngwathe Local Municipality. The municipality is under financial strain because of the high amounts of non-revenue water.

### **2.1. Water losses experienced by Ngwathe Local Municipality:**

- Lack of consistency in water meter readings.
  - High number of unmetered or illegal water connections.
  - Minimal transparency in meter reading and billing.
  - Lack of water conservation awareness among municipal employees and communities.
  - Lack of regular meter audits and inspections.
- 
- Aging infrastructure leading to frequent pipe bursts and leaks. □ Lack of pressure management in the reticulation system □ Minimal cost reflective water tariffs.
  - Inadequate accounting of municipal water consumption such as government buildings and public facilities.

### 3. DISTRIBUTION LOSSES CALCUTIONS FOR THE PAST 9 MONTHS FOR THE FINANCIAL YEAR 2025/26.

#### Water (Purchases, sales and losses) for the year 2025/2026

Water Purchases and Sales for 2025/26				
Description	Purchase Units	Sold Units (BS511 Billing)	Lost Units	Loss %
Jul-25	1 772 202,34	550 769,10	1 221 433,24	69%
Aug-25	1 799 344,34	529 283,70	1 270 060,64	71%
Sept-25	1 789 555,34	801 100,00	988 455,34	55%
Oct-25	1 832 664,00	598 189,50	1 234 474,50	67%
Nov-25	1 809 850,00	574 671,30	1 235 178,70	68%
Dec-25	1 819 483,00	286 137,90	1 533 345,10	84%
Jan-26	1 774 781,00	480 170,90	1 294 610,10	73%
Feb-26	1 782 108,00	747 139,90	1 034 968,10	58%
Mar-26	1 801 881,00	528 371,90	1 273 509,10	71%
<b>Grand Total</b>	<b>16 181 869,02</b>	<b>5 095 834,20</b>	<b>11 086 034,82</b>	<b>69%</b>

Table 1: Distribution loss calculations.

The table above illustrates the following:

3.1. The losses from July 2025 to March 2026 have increased; however, December 2025 recorded the highest loss at 84% this is due to leakages that occurred in that period and possible illegal connections.

3.2. From July to September an increase of sales was noted however from October to December there was a decrease on sales then it went up again in February.

#### 4. ACTIONS TO BE CONSIDERED FOR THE 2026/2027 FINANCIAL YEAR:

- Introduce step water tariffs for residential consumers to encourage responsible water usage and improve revenue recovery.
- Implementation of pressure management systems to promote water conservation and reduce excessive water consumption in high-demand areas.
- Implementation of water demand management awareness programs aimed at educating communities across all Ngwathe Local Municipality wards about the value of water as a scarce and costly resource.
- Implementation of customer engagement and debt recovery programs to negotiate payment arrangements with consumers who have long-standing water debts or are suspected of illegal water connections.

#### 5. CONCLUSION

The implementation of the above strategies will assist Ngwathe Local Municipality in improving water management and reducing Non-Revenue Water within the municipal distribution network. These measures will also strengthen the municipality's ability to monitor water consumption, improve revenue collection, and ensure sustainable water service delivery. Through improved infrastructure management, accurate metering, and strengthened revenue systems, the municipality will be able to establish a more reliable and financially sustainable water supply system while significantly reducing water distribution losses.

## **ELECTRICITY DISTRIBUTION ANALYSIS REPORT QUARTER 3 (JANUARY TO MARCH 2026)**

### **BACKGROUND**

The report seeks to address and provide strategies that the section is implementing to continuously reduce the electricity distribution losses and work done for quarter 3.

### **DISCUSSIONS**

The distribution losses are defined as a combination of both technical and non-technical losses, which the technical losses are defined as non-revenue energy as they are caused by transformer and heat losses. While the non-technical losses are defined as controllable revenue energy lost, translate to revenue that can be collected from the non-technical losses.

The section then to fully recover on non-technical losses the following is then required:

- Identification of Customer base and usage
- Notified Maximum Demand per intake points from Eskom
- Points of Supply loadings
- Energy sales vs purchases analysis
- Work done(auditing) to continuously reduce energy loss and recover lost revenue

### **RISK MANAGEMENT**

Risk increases during the high electrical load conditions in winter, when bypassed meters and illegal connections overload grids, leading to unreliability that affects the NLM legally connected customers. These events also lead to go above the Notified Maximum Demand values at some of the NLM Eskom Points of Delivery, which trigger excess penalties on the Eskom account.

### **1.ELECTRICITY BULK PURCHASES**

<b>SUBSTATION/ SWITCHING STATION</b>	<b>NOTIFIED MAXIMUM DEMAND</b>	<b>AVERAGE MAXIMUM DEMAND</b>	<b>AVERAGE UNITS(KWH)</b>
Parys Bulk	21 MVA	17 MVA	8 980 476 kwh
Heilbron Bulk	5.5 MVA	4.6 MVA	2 187 837 kwh
Vredefort Bulk	4.3 MVA	3.3 MVA	1 522 251 kwh
Ngwathe bulk Township	0.1 MVA	0.5 MVA (NMD exceedance)	260 492 kwh
Edenville Bulk	0.4 MVA	0.25 MVA	127 204 kwh
Koppies Bulk	4.3 MVA	3.5 MVA	1 587 965 kwh

Phiritona Bulk	4.7 MVA	3.2 MVA	1 450 685 kwh
----------------	---------	---------	---------------

**Table 1: Bulk purchases**

The above table illustrates bulk energy purchases, NMD and Maximum demand for seven (7) intake points from Eskom. Which further assists the Municipality in monitoring the maximum demand.

## 1.2 SALES VS PURCHASES

<u>NGWATHE LOCAL MUNICIPALITY</u>				
<u>ELEC (PURCHASES, SALES AND UNACCOUNTED)</u>				<u>YEAR: 2025/2026</u>
<u>Month</u>	<u>Purchase Units</u>	<u>Sold Units</u>	<u>Loss Units</u>	<u>Loss %</u>
	<u>2025/2026</u>	<u>2025/2026</u>	<u>2025/2026</u>	<u>2025/2026</u>
JULY	16,955,230.01	7,501,372.70	9,453,857.31	55.76
AUG	16,674,613.00	9,237,945.70	7,436,667.30	44.60
SEPT	14,061,094.00	7,876,527.00	6,184,567.00	43.98
OCT	13,468,334.00	7,020,465.50	6,447,868.50	47.87
NOV	13,873,304.00	7,107,927.90	6,765,376.10	48.77
DEC	13,253,410.00	7,464,958.00	5,788,452.00	43.68
JAN	13,388,255.00	7,317,306.20	6,070,948.80	45.35
FEB	13,556,931.00	7,429,318.20	6,127,612.80	45.20
MAR	12,392,626.00	7,602,889.00	4,789,737.00	38.65

**Table 2: Electricity analysis**

Based on the above electricity analysis for the quarter under reporting (January to March 2026) the electricity section in January 2026 the losses were at 45.35%, by February 2026 were at 45.20% and March were at 38.65%, which decreased by 7% thus the 5% decrease target for the quarter is achieved.

## 1.3. NLM: MONITORING NOTIFIED MAXIMUM DEMAND VALUES ON A MONTHLY BASIS

Eskom Points of Deliveries (PODs) account data are analysed monthly to track NMD value movement. A view of the NMD performance is provided in the table, the following events: During the months of January, February and March 2026, Ngwathe bulk POD NMD exceeded.

<u>NGWATHE LM : MONITOR NOTIFIED MAXIMUM DEMAND VALUES ON A MONTHLY BASIS</u>								
<u>2025/ 2026</u>	<u>Parys Bulk</u>	<u>Heilbron Bulk</u>	<u>Phiritona Bulk</u>	<u>Vrededorf Bulk</u>	<u>Ngwathe Bulk</u>	<u>Edenville Bulk</u>	<u>Koppies Bulk</u>	<u>Total exceeded</u>
	<u>Municflex</u>	<u>Municflex</u>	<u>Municflex</u>	<u>Municflex</u>	<u>Municflex</u>	<u>Municflex</u>	<u>Municflex</u>	<u>in kVA</u>
<b>STATED NMD</b>	<b>21,000</b>	<b>5,500</b>	<b>4,700</b>	<b>4,300</b>	<b>100</b>	<b>400</b>	<b>4,300</b>	
<b>STATUS per latest month</b>	<b>GOOD</b>	<b>GOOD</b>	<b>GOOD</b>	<b>GOOD</b>	<b>EXCEEDED</b>	<b>GOOD</b>	<b>GOOD</b>	
July 2025	18,649	4,557	3,600	3,713	799	291	3,700	699
August 2025	18,444	4,898	3,761	3,987	799	304	3,816	654
September 2025	17,138	4,248	3,033	3,162	644	279	3,186	544
October 2025	18,034	4,181	2,997	3,249	642	278	3,273	542
November 2025	18,305	4,357	2,864	3,392	677	255	3,021	577
December 2025	17,512	4,474	2,783	3,028	634	249	3,072	534
Jan-26	15,514	4,246	2,783	2,950	519	233	2,809	419
Feb-26	16,393	4,054	2,704	3,110	612	278	3,009	612
Mar-26	17,488	4,236	2,827	3,087	536	253	3,020	436

### Table 3: NMD Analysis

#### WORK DONE TO CURB THE DISTRIBUTION LOSSES:

The section for quarter 3 has embarked on meter audits to curb the losses the following standard operation procedures were followed:

#### 2.1. Conventional, Programmable and CT meters

The following check/audits were done on CT meters:

- Verification of multiplying factors on CT Meters
- Checking reversing CT's
- Ensuring fuses and breakers supplying the meters are fully functional
- Replacement of faulty conventional meters
- Verification of CT ratios on programmable meters
- Checking unmetered points and underground T-joints
- Ensuring capturing of own building municipal consumption on the system

A total of 15 CT' meters across the Municipality, were audited and ten (10) cases were raised with cigecell (service provider) for meter adjustment.

#### 2.2. Prepaid Meters

The following check/audits were done on prepaid meters:

- Replacement of faulty prepaid meters
- Auditing of prepaid meters, checking t-joint before meter, by-passing of meter and illegal connections.
- Running of sales report per area to identify low buying customers • Installation of split-meters for access limitation

A total of 378 prepaid meters were audited, 187 were replaced, 14 customers had tempered with the meters, fines were issued with immediate disconnection. Worth noting that the municipality as a total of 43 267 prepaid meters on the system, and a total of 23 305 are purchasing while there's 17 761 whereby are not purchasing over 90 days period, which yields a buying index of 54%.

The table below summarizes work done within the Municipal jurisdictions:

Description	Number
Meters Audited Pre-paid	378
Meters Audited conventional Businesses	25
Meter Audited CT's	15
Temper fine issued on Quarter 3 (January-March 2026)	14

Temper fines amount	R208 656.98
Prepaid Meters Replaced during Quarter 3 (January to March 2026)	187
Total Number of active electricity pre-paid meters in Quarter 3.	22 484
Total Number of registered electricity prepaid meters in Quarter 3.	43 029
Quarter 3 average buying index for the current financial year.	54%
Average electricity losses for quarter 3 (January to March 2026)	-46.28%

**Table 4: Work done analysis**

## CONCLUSION

The section for quarter 3 has achieved the 5% reduction target and issued 14 temper fines.

## 17 Municipal Manager's quality certification



Liebenbergstrek  
Parys  
9585  
Inquiries: Mr. S. Faku  
Tel: +27 (0) 56 816 2700  
Fax: +27 (0) 56 811 4848  
Email: mmadmin@ngwathe.co.za

### OFFICE OF THE MUNICIPAL MANAGER

#### *Municipal Manager's Quality certificate*

I, **DR. FP MOTHAMAHA**, the Municipal Manager of the Ngwathe Local Municipality, hereby certify that the monthly report on the implementation of the budget and financial state affairs of the municipality for the period ending 31 March 2026 has been prepared in accordance with the Municipal Finance Management Act and regulations made under the Act.

Print Name

*Justice Mthamaha*  
Municipal Manager of Ngwathe Local Municipality

Signature

*[Handwritten Signature]*

Date

*13/04/26*

## 18 Recommendation

It is recommended that

- The Finance and Budget Committee takes note of the S71 for the month of March 2026.
- Note the MFMA Circular 124 - Debt relief report for March 2026.
- that the report be presented before the Mayoral Committee (After which it must ultimately be tabled at Council).